Inhoud
Sommaire
Contents
Inhalt

code	page	code	page	code	page	code	page	code	page	code	page
BAPC	29	DTPB	67	FSPG	97	JCCN	157	JSRG	98	WHPF	103+122
BAPS	28	DTPC	77	FSPH	91	JCCV	156	JSRN	93	WHPG	97
BDPE	26	DTPF	73	FSPM	96	JCTB	155	JSTB	102	WHPH	91
BDPU	27	DTPN	63	FSPN	90+92	JDPE	26	JTAB	79	WHPM	96
BEPS	24	DTPR	75	FSPR	104	JDPU	27	JTAU	81	WHPN	92+120+159
BFCN	147	DTPU	65	FSPU	94	JEPS	24	JTCO	69	WHPT	138
BFCV	148	DTRB	70	FSRB	100	JFCN	147	JTPA	68	WHPU	95+121
BFPN	146	DTRG	71	FSRG	98	JFCV	148	JTPB	67	WHRB	101
BMPC	25	EXR	166	FSRN	93	JFPN	146	JTPC	77	WHRG	99
BPPB	43+53	EXV	166	FSTB	102	JK..	153	JTPF	73	WHRN	93
BPPC	57	FCCN	157	FTAB	79	JLFL	139	JTPN	63	WHSK	160
BPPE	55	FCCV	156	FTAU	81	JLPL	165	JTPR	75	WHSL	164
BPPF	55	FCTB	155	FTCO	69	JLPT	139	JTPU	65	WHSU	165
BPPG	37	FDPE	26	FTPA	68	JMPC	25	JTRB	70	WHTB	102
BPPM	35	FEPS	24	FTPB	67	JMPS	25	JTRG	71	WHTV	158
BPPN	45+50	FFCN	147	FTPC	77	JPPB	43+53	JXFL	138	WK..	112
BPPP	47	FFCV	148	FTPF	73	JPPC	57	JXFN	141	WLFL	138
BPPR	56	FFPN	146	FTPN	63	JPPE	55	JXPA	133	WPPB	42+53
BPPU	49	FLFL	139	FTPR	75	JPPF	55	JXPC	125+137	WPPC	57
BPRB	52	FLPL	165	FTPU	64	JPPG	37	JXPF	123+136	WPPE	55
BPRG	51	FLPT	139	FTRB	70	JPPM	35	JXPG	134	WPPF	55
BPSG	41	FPPB	43+53	FTRG	71	JPPN	45+50	JXPN	118+129	WPPG	36
BPSM	39	FPPC	57	FXFL	139	JPPP	47	JXPP	119	WPPM	35
BRCN	83	FPPE	55	FXFN	141	JPPR	56	JXPT	139	WPPN	44+50
BRCU	84	FPPF	55	FXPA	133	JPPU	49	JXPU	121-131	WPPP	46
BTAB	79	FPPG	37	FXPC	125+137	JPRB	52	JXRG	135	WPPR	56
BTAU	81	FPPM	35	FXPF	123+136	JPRG	51	JXRN	132	WPPU	48
BTCO	69	FPPN	45+50	FXPG	134	JPSG	41	JZ..	149	WPRB	52
BTPA	68	FPPP	47	FXPN	118+129	JPSM	39	TL..	162	WPRG	51
BTPB	67	FPPR	56	FXPP	119	JRCN	83	WCCN	157	WPSG	40
BTPC	77	FPPU	49	FXPT	139	JRCU	84	WCCV	156	WPSM	38
BTPF	73	FPRB	52	FXPU	121-131	JSAB	111	WCTB	155	WRCN	83
BTPN	63	FPRG	51	FXRG	135	JSAU	110	WFCN	147	WRCU	84
BTPR	75	FPSG	41	FXRN	132	JSCN	108	WFCV	148	WTAB	78
BTPU	65	FPSM	39	FZ..	149	JSCP	109	WFPN	146	WTAU	80
BTRB	70	FRCN	83	HAX	167	JSCV	106	WHAB	111	WTCO	69
BTRG	71	FRCU	84	J/BPN	23	JSFN	140	WHAU	110	WTPA	68
BXPC	124	FSAB	111	JAPC	29	JSPA	107	WHCK	160	WTPB	66
BXPF	123	FSAU	110	JAPS	28	JSPC	105	WHCN	108	WTPC	76
BXPN	118+120	FSCN	108	JBAB	111	JSPF	103	WHCP	109	WTPF	72
BXPP	119	FSCP	109	JBAU	110	JSPG	97	WHCS	161	WTPN	62
BXPU	121	FSCV	106	JBCN	108	JSPM	96	WHCV	106	WTPR	74
DTAB	79	FSFN	141	JBCP	109	JSPN	90+92	WHFN	140	WTPU	64
DTAU	81	FSPA	107	JBCV	106	JSPR	104	WHNS	161	WTRB	70
DTCO	69	FSPC	105	JBPH	91	JSPU	95	WHPA	107	WTRG	71
DTPA	68	FSPF	103	JBPN	90	JSRB	100	WHPC	105	WZ..	149

Symbolen
Symboles
Symbols
Symbolen

	wiel diameter	diamètre de la roue	wheel diameter	Raddurchmesser
	loopvlakbreedte	largeur bande de roulement	tread width	Laufflächenbreite
	naafbreedte	largeur du moyeu	hub width	Nabenlänge
	diameter asgat	diamètre de l'alésage	bore diameter	Achslochbohrung
	holle as	entretoise	bushing	Hohlachse
	topplaat afmetingen	dimensions de la platine	top plate dimensions	Befestigungsplatte Außenmaße
	afstand boutgaten	entraxe des trous de fixation	bolt hole spacing	Lochabstand
	diameter boutgaten	diamètre des trous de fixation	fixing bolt diameter	Schraubloch Durchmesser
	centraal boutgat	trou de fixation central	single bolt hole	Rückenloch
	uitlading	déport	offset	Ausladung
	bouwhoogte	hauteur totale	overall height	Bauhöhe
	zwenkradius rem	rayon de pivotement du frein	brake swivel radius	Schwenkradius
	glijlager	alésage lisse	plain bearing	Gleitlager
	rollager	roulement à rouleaux	roller bearing	Rollenlager
	1 centrale kogellager	1 roulement à billes central	1 central ball bearing	1 Zentralkugellager
	2 kogellagers	2 roulements à billes	2 ball bearings	2 Kugellager
	2 kegellagers	2 roulements à rouleaux coniques	2 taper roller bearing	2 Kegelrollenlager
	draagvermogen	capacité de charge	load capacity	Tragfähigkeit

Inhoud
Sommaire
Contents
Inhalt

Furniture & Institutional	Ø 50 - Ø 125	40 - 100 kg	P22 - P29

Meubel- en apparatenwielen voor licht transport
Roulettes d'ameublement et d'appareils pour transport léger
Furniture and institutional castors for light transport equipment
Möbel und Geräterollen für leichten Transport

Light Industrial	Ø 80 - Ø 200	50 - 250 kg	P32 - P57

Wielen voor licht industrieel gebruik
Roulettes pour usage industriel léger
Wheels and castors for light industrial use
Räder für leichten industriellen Einsatz

Medium Industrial	Ø 100 - Ø 250	150 - 500 kg	P60 - P83

Wielen voor middelzwaar industrieel gebruik
Roulettes pour usage industriel de charge moyenne
Wheels and castors for medium industrial use
Räder für mittleren industriellen Einsatz

Intensive Use	Ø 80 - Ø 400	50 - 2000 kg	P86 - P113

Wielen voor zwaar en intensief industrieel gebruik
Roues et roulettes pour usage industriel intensif et lourd
Wheels and castors for intensive and high load industrial use
Räder für schweren und intensiven industriellen Einsatz

Stainless Steel

Ø 80 - Ø 200 | 50 - 800 kg | P116 - P137

Roestvrijstalen wielen
Roulettes inoxydables
Stainless steel wheels and castors
Edelstahl Räder und Rollen

High Temperature *bakery castors*

Ø 70 - Ø 100 | 75 - 250 kg | P138 - P141

Bakkerijwielen voor temperaturen van -40°C tot +300°C
Roulettes de boulangeries pour températures de -40°C jusqu'à 300°C
Bakery castors for temperatures from -40°C until + 300°C
Bäckerei Räder für Temperaturen von -40°C bis + 300°C

Heavy Duty

Ø 100 - Ø 400 | 600 - 2300 kg | P144 - P149

Zwaarlastwielen
Roues et roulettes fortes charges
Heavy-duty wheels and castors
Schwerlast Räder und Rollen

OTHER PRODUCTS

Zwenkwielen met lage bouwhoogte
Roulettes hauteur basse
Low-height castors
Rädern mit niederiger Bauhöhe

P153

Classic Range

P154-157

Kabelwielen
Poulies de câbles
Cable guides
Seilräder

P160

Vloerremmen
Patins d'immobilisations
Floor locks
Feststellfüsse

P162

Accessoires
Zubehör

P166

Palletrollen
Galets de transpalettes
Pallet rollers
Rollen für Palettenhubwagen

P158

Spoorwielen
Roues de wagonnet
Single flange wheels
Spurkranzräder

P161

Luchtbandwielen
Roues pneumatiques
Pneumatic wheels
Räder mit Luftbereifung

P165

Speciale toepassingen
Applications spéciales
Special applications
Sonderausführungen

P168

wiel selectie

het draagvermogen van een wiel is afhankelijk van

snelheid	4 km /h
diameter	hoe groter de diameter hoe meer draagvermogen
omgeving	afhankelijk van temperatuur, vochtigheid, etc.
wielmateriaal	hard of zacht loopvlak

hard loopvlak

polyamide
(nylon)

+ kleine rolweerstand
+ onderhoudsvrij
+ bruikbaar in alle omstandigheden
+ hoog draagvermogen
- grote rolweerstand op ruwe vloer
- afvlakking op ruwe vloer

gietijzer

+ kleine rolweerstand
+ hoog draagvermogen
+ bruikbaar in alle omstandigheden
- breekbaar bij stootbelasting
- kan de vloer beschadigen

fenol

+ weerstaat aan temperaturen van -40° tot +300°C
+ kleine rolweerstand
+ hoog draagvermogen

elastisch loopvlak

rubber

+ gemakkelijk gebruik op ruwe ondergrond
+ geluiddempend
- grote rolweerstand
- beperkt draagvermogen
- beperkte weerstand tegen oliën, vetten, reinigingsmiddellen, etc…

Performa

+ gemakkelijk gebruik op ruwe ondergrond
+ geluiddempend
+ kleine rolweerstand
+ weerstaat tegen oliën, vetten, dertergenten, etc.
- minder geschikt bij duurzaam statisch gebruik
- beperkt draagvermogen

polyurethaan

+ hoog draagvermogen
+ geluiddempend
+ zeer slijtvast
+ kleine rolweerstand
+ bestand tegen oliën, vetten, detergenten, etc…
- geen duurzame weerstand tegen vocht

PU

+ kleine rolweerstand
+ geen onderhoud
+ bruikbaar in alle omstandigheden
+ geen vloerbeschadiging
+ geluiddempend

choix des roues

la capacité de charge d'une roue dépend

de la vitesse	4 km /h
du diamètre	au plus grand le diamètre, au plus capacité de charge
de l'environement	dépend de la température, de l'humidité,etc.
du revêtement	bande de roulement dur ou élastique

bande de roulement dur

polyamide
(nylon)

+ petite résistance au roulement
+ peu d'entretien
+ utilisation en toutes circonstances
+ grande capacité de charge
- utilisation difficile sur sol rugueux
- usure rapide sur sol rugueux

fonte

+ petite résistance au roulement
+ grande capacité de charge
+ utilisation en toutes circonstances
- friable aux chocs
- peut endommager le sol

phénol

+ résiste aux temperatures de -40° à +300°C
+ petite résistance au roulement
+ grande capacité de charge

revêtement elastique

caoutchouc

+ utilsation facile sur sol rugueux
+ assourdit le bruit
- grande résistance au roulement
- capacité de charge limitée
- résistance limitée aux huiles, graisses, détergents, etc…

Performa

+ utilsation facile sur sol rugueux
+ assourdit le bruit
+ petite résistance au roulement
+ résiste aux huiles, graisses, détergents, etc…
- déconseillé pour utilisations statiques de longue durée
- capacité de charge limitée

polyuréthane

+ grande capacité de charge
+ assourdit le bruit
+ excellente résistance à l'usure
+ petite résistance au roulement
+ résiste aux huiles, graisses, détergents, etc…
- résiste mal à l'humidité

PU

+ petite résistance au roulement
+ peu d'entretien
+ utilisation en toutes circonstances
+ n'use pas les sols
+ absorbe les bruits

wheel selection

the load capacity of a wheel depends on

speed	4 km/h
diameter	the larger the diameter, the higher the load capacity
environment	depends on temperature and humidity
wheel material	hard or soft tread

hard tread

polyamide *(nylon)*

- \+ low rolling resistance
- \+ maintenance free
- \+ suitable in all circumstances
- \+ high load capacity
- \- high rolling resistance on rough ground
- \- quick wear on rough floors

Cast iron

- \+ small rolling resistance
- \+ high loadcapacity
- \+ useable in all circumstances
- \- fragile to impact load
- \- may damage the floor

phenol

- \+ withstands temperatures from -40° up to +300°C
- \+ low rolling resistance
- \+ high load capacity

resilient tyres

rubber

- \+ easy rolling on rough ground
- \+ silent running
- \- high rolling resistance
- \- limited load capacity
- \- limited resistance to oils, fat, detergents, etc

Performa

- \+ easy rolling on rough ground
- \+ silent running
- \+ low rolling resistance
- \+ resistant to oils, fat, detergents etc
- \- not suitable for sustained static use
- \- limited load capacity

polyurethane

- \+ high load capacity
- \+ silent running
- \+ excellent wear resistance
- \+ low rolling resistance
- \+ resistant to oils, fats, detergents etc...
- \- no lasting resistance to humidity

PU

- \+ low rolling resistance
- \+ maintenance free
- \+ suitable in all circumstances
- \+ floor saving
- \+ silent running

Rad Auswahl

die Tragfähigkeit eines Rades ist abhängig von

Geschwindigkeit	4 km /St
Durchmesser	je grösser der Durchmesser, desto höher die Tragfähigkeit
Umgebung	abhängig von Temperatur und Feuchtigkeit
Radmaterial	harte oder weiche Lauffläche

Harte Lauffläche

Polyamid *(nylon)*

- \+ niedriger Rollwiderstand
- \+ Wartungsfrei
- \+ nutzbar unter allen Umständen
- \+ hohe Tragfähigkeit
- \- hoher Rollwiderstand auf unebenem Boden
- \- schneller Abnutzung auf unebenem Boden

Grauguss

- \+ niedriger Rollwiderstand
- \+ hohe Tragfähigkeit
- \+ Einsatz unter allen Umständen
- \- zerbrechlich bei Stossbelastung
- \- kann den Boden schaden

Phenol

- \+ wiedersteht Temperature von -40° bis +300°C
- \+ niedriger Rollwiderstand
- \+ hohe Tragfähigkeit

Elastische Lauffläche

Gummi

- \+ einfache Nutzung auf unebenem Boden
- \+ Schalldämmung
- \- grosser Rollwiderstand
- \- begrenzte Belastbarkeit
- \- begrenzter Wiederstand gegen Öle, Fette, Detergenten, usw.

Performa

- \+ einfache Nutzung auf unebenem Boden
- \+ Schalldämmung
- \+ kleiner Rollwiederstand
- \+ beständig gegen Öle, Fette, Detergenten, usw…
- \- nicht geeignet für nachhaltige statische Nutzung
- \- begrenzte Belastbarkeit

Polyurerthan

- \+ hohe Tragfähigkeit
- \+ Schalldämmung
- \+ grosse Abnutzungssfestigkeit
- \+ kleiner Rollwiederstand
- \+ beständig gegen Öle, Fette, Detergenten usw…
- \- keine dauerhafte Beständigkeit gegen Feuchtigkeit

PU

- \+ kleiner Rollwiederstand
- \+ keine Wartung
- \+ Einsatz unter allen Umständen
- \+ kein Bodenschaden
- \+ Schalldämmung

Bearing Types

glijlager

glijlager 1
holle as 2

alésage lisse

alésage lisse 1
entretoise 2

plain bearing

plain bearing 1
bushing 2

Gleitlager

Gleitlager 1
Hohlachse 2



rollager

rollager 1
holle as 2

roulement à aiguilles

roulement à aiguilles 1
entretoise 2

roller bearing

roller bearing 1
bushing 2

Rollenlager

Rollenlager 1
Hohlachse 2

centrale lager

kogellager 1
afdekkappen 2

roulement à billes central

roulement à billes 1
embouts de protection 2

central bearing

ball bearings 1
protective caps 2

Zentrallager

Kugellager 1
Abdichtungskappen 2



Bearing Types

2 kogellagers

2 kogellagers 1

2 roulements à billes

2 roulements à billes 1

2 ball bearings

2 ball bearings 1

2 Kugellager

2 Kugellager 1



V-ring dichting

2 kogellagers 1
RVS ring 2
nylon afdichtring 3
rubberen V-ring dichting 4
holle as 5

étanchéité V-Ring

2 roulements à billes 1
anneau inox 2
embout plastique 3
étanchéité caoutchouc V-ring 4
entretoise 5

V-ring seal

2 ball bearings 1
stainless steel ring 2
plastic sealing ring 3
rubber V-ring seal 4
bushing 5

V-Ring Dichtung

2 Kugellager 1
Rostfreie Ringe 2
Kunststoff Dichtungen 3
Gummi V-Ring Dichtung 4
Hohlachse 5

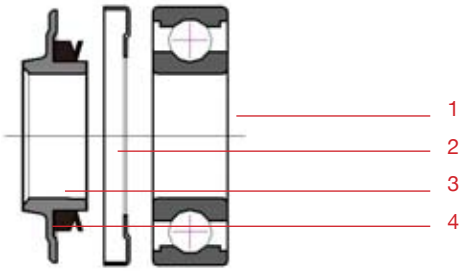

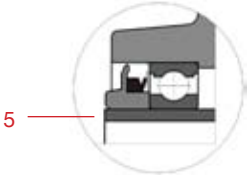

hoge t° dichting

2 kogellagers 1
2 stalen labyrint ringen 2
holle as 3

étanchéité hautes t°

2 roulements à billes 1
2 anneaux labyrinthe en acier 2
entretoise 3

high t° seal

2 ball bearings 1
2 steel labyrinth seals 2
bushing 3

Höhe T° Dichtung

2 Kugellager 1
2 Stahl Labyrinth Dichtungen 2
Hohlachse 3

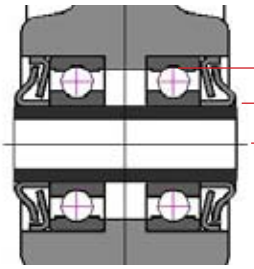



wiel selectie

De opstelling van de wielen beïnvloedt de belasting per wiel en de wendbaarheid van de wagen. Onderstaande figuren geven een overzicht van de meest voorkomende wielopstellingen met de bijhorende belasting uitgedrukt in % van de totale belasting

choix des roues

La place des roues a une influence sur la charge par roue et la maniabilité du chariot. Les figures ci-dessous donnent un aperçu des configurations les plus courantes avec la charge correspondante indiquée en % de la charge totale.

castor selection

The position of the castors affects the load per wheel and the manoeuvrability of the trolley. The figures below give an overview of the most common wheel set-ups with the associated load expressed as a % age of the total load

Rad Auswahl

Der Einbau der Räder beeinflusst die Last pro Rad und die Steuerbarkeit des Fahrzeugs. Die folgenden Bilder geben einen Überblick über die gängigsten Radaufstellungen mit der damit verbundenen Belastung in % der gesamten Last.

1 zwenk- en 2 bokwielen
1 roulette pivotante et 2 fixes
1 swivel + 2 fixed castors
1 Lenk +2 Bockrollen

Geschikt voor kleine belasting. Makkelijk wendbaar, maar instabiel.
Convient pour de petites charges. Facilement maniable mais instable.
Suitable for small loads. Easily manoeuvrable but unstable.
Geeignet für kleine Belastung. Leicht manövrierbar, aber instabil.

4 zwenkwielen
4 roulettes pivotantes
4 swivel castors
4 Lenkgrollen

Makkelijk wendbaar in alle richtingen, maar moeilijk bestuurbaar in een rechte lijn
Facilement manœuvrable en toutes directions mais maniabilité difficile en ligne droite
Easily maneuvrable in all directions, but difficult to handle in a straight line
Leicht manövrierbar in alle Richtungen, aber nur schwer in gerader Fahrt

2 zwenk- en 2 bokwielen
2 roulettes pivotantes et 2 fixes
2 swivel + 2 fixed castors
2 Lenk + 2 Bockrollen

Makkelijk bestuurbaar in een rechte lijn, maar minder wendbaar bij richtingswijziging
Facilement manœuvrable en ligne droite, mais moins souple au changement de direction
Easy to steer in a straight line, but less flexible when changing direction
Wendig in gerader Farht, aber weniger lenkbar in Richtungsänderung



4 bokwielen // 2 middenste hoger
4 roulettes fixes // 2 centrales plus hautes
4 fixed castors // 2 central higher
4 Bock rollen // 2 mittlere höher

Makkelijk bestuurbaar in rechte lijn. Goed wendbaar, maar instabiel.
Convient pour de petites charges. Facilement manœuvrable mais instable.
Easy to steer in a straight line. Easily maneuvrable but unstable.
Wendig in gerader Fahrt. Leicht manövrierbar, aber instabil.

2 bok - 4 zwenk

Aanbevolen voor zware lasten en lange wagens. Makkelijk wendbaar in alle richtingen en goed bestuurbaar in een rechte lijn.

2 fixes - 4 pivot

Conseillé pour des charges lourdes et des chariots longs. Une maniabilité aisée dans toutes les directions et une bonne tenue de route en ligne droite.

2 fixed - 4 swivel

Recommended for heavy loads and long vehicles. Easily manoeuvrable in all directions and good handling in a straight line

2 Bock - 4 Lenk

Empfohlen für schwere Lasten und lange Fahrzeuge. Leichte Manövrierbarkeit in alle Richtungen und gute Steuerbarkeit in einer geraden Linie.

L = Fc x Ft x Fv x Lo

Correctiefactor van het draagvermogen

Het draagvermogen van een wiel is ook afhankelijk van de temperatuur, de snelheid en de bedrijfsomstandigheden. Om deze invloeden te corrigeren werd bovenstaande formule uitgewerkt. Deze formule geldt enkel voor Intensive Use wielen.

L = gecorrigeerd draagvermogen
Fc = correctiefactor voor de bedrijfsomstandigheden
Ft = correctiefactor voor de temperatuur
Fv = correctiefactor voor de snelheid
Lo = draagvermogen volgens catalogus

Ideaal **Fc** = 1,05
Vlakke vloeren zonder gaten, drempels of sleuven. Handmatige bediening tot 4 km/u. Voorzichtige behandeling bij laden en lossen
Normaal **Fc** = 1
Zelfde toestand als Ideaal Fc maar met incidentele obstakels niet hoger dan 2,5% van de wieldiameter.
Zwaar **Fc** = 0,8
Oneffen vloeren met obstakels tot 5% van de wieldiameter, toevallige stootbelasting (vb door heftrucks), ruwe behandeling.

Facteur de correction de la capacité de charge

La capacité de charge d'une roue dépend aussi de la température, de la vitesse et des conditions d'utilisation. Pour corriger ces effets, la formule ci-dessus a été conçue. Cette formule n'est valable que pour les roues de la série Intensive Use.

L = capacité de charge corrigée
Fc = facteur de correction des conditions d'utilisation
Ft = facteur de correction de la température
Fv = facteur de correction de la vitesse
Lo = capacité de charge suivant catalogue

Idéal **Fc** = 1,05
Sols lisses sans trous, bosses ou rainures. Utilisation manuelle jusqu'à 4 km/h. Manipulation prudente lors du chargement, et du déchargement
Normal **Fc** = 1
Mêmes conditions que Idéal Fc mais avec accidentellement des obstacles pas plus hauts que 2,5% du diamètre de la roue
Lourd **Fc** = 0,8
Sols inégaux avec des obstacles jusqu'à 5% du diamètre de la roue, chocs occasionels (ex. d'un chariot élévateur), manipulation rude

Correction factor of the load capacity

The load capacity of a wheel also depends on temperature, speed and operating conditions. The above mentioned formula was developed to correct these effects. This formula applies only to the Intensive Use wheels.

L = corrected load capacity
Fc = correction factor for operating conditions
Ft = correction factor for the temperature
Fv = correction factor for the speed
Lo = load capacity according the catalogue

Ideal **Fc** = 1.05
Flat floor without holes, thresholds or grooves. Manual propulsion up to 4 km/h. Careful handling during loading and unloading.
Normal **Fc** = 1
Same conditions as Ideal Fc but with occasional obstacles not higher than 2.5% of the wheel diameter.
Rough **Fc** = 0.8
Uneven floor with obstacles up to 5% of the wheel diameter. Occasional impact loads (eg by forklifts), rough handling.

Korrekturfaktor der Tragfähigkeit

Die Tragfähigkeit eines Rades ist auch abhängig von Temperatur, Geschwindigkeit und Betriebsbedingungen. Zur Korrektur dieser Effekte wurde die oben genannten Formel entwickelt. Diese Formel gilt nur für die Intensive Use Räder.

L = korrigierte Tragfähigkeit
Fc = Korrekturfaktor für die Betriebsbedingungen
Ft = Korrekturfaktor für die Temperatur
Fv =Korrekturfaktor für die Geschwindigkeit
Lo = Tragfähigkeit nach dem Katalog

Ideal **Fc** = 1,05
Flacher Boden ohne Löcher, Schwellen oder Nuten. Manueller Antrieb bis zu 4 km/St. Eine sorgfältige Behandlung beim Beladen und Entladen
Normal **Fc** = 1
Gleiche Situation wie ideal Fc aber mit gelegentlichen Hindernissen, nicht höher als 2,5% des Raddurchmessers
Schwer **Fc** = 0,8
Unebene Böden mit Hindernissen bis zu 5% des Raddurchmessers, gelegentliche Stossbelastungen (zB durch Gabelstapler), grobe Handhabung

data only for Intensive Use wheels

Ft

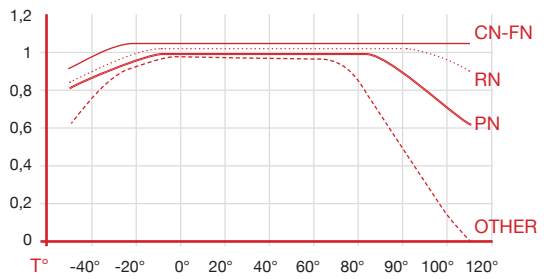

Fv

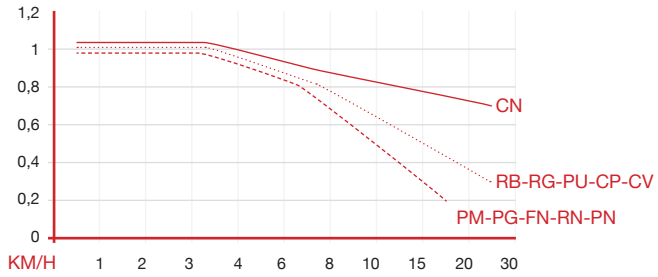

Zwenkvork Selectie

het draagvermogen van een vork is afhankelijk van

snelheid	operationele snelheid van 4 km/h
diameter	hoe groter de vork hoe meer draagvermogen
omgeving	afhankelijk van temperatuur, vochtigheid
constructie	type zwenkkop, dikte van het staal van de vorkbenen

Choix de la Chape Pivotante

la capcité de charge d'une chape dépend

de la vitesse	la vitesse d'utilisation à 4 km/h
du diamètre	au plus grand le diamètre, au plus de capacité de charge
de l'utilisation	dépend de la température, de l'humidité
de la construction	type de pivot, épaisseur de l'acier des fourches

Staal Verzinkte Vorken

Light Industrial **JP - BP** P32-P57

licht industrieel gebruik tot 250 kg
diepgetrokken verzinkt plaatstaal
dubbele kogelkrans
gebruikstemperatuur van - 25°C tot + 80°C
kunststof afdichtingsring

Medium Industrial **JT - BT** P60-P83

industrieel gebruik tot 500 kg
diepgetrokken verzinkt plaatstaal
dubbele kogelkrans
gebruikstemperatuur van - 25°C tot + 80°C
kunststof afdichtingsring

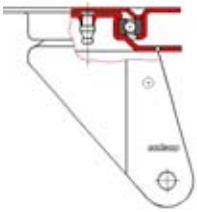

Intensive Use **JS & JB** P86-P113

intensief industrieel gebruik tot 1000 kg
diepgetrokken verzinkt plaatstaal
zwenkkop met kogellager en smeernippel
gebruikstemperatuur van - 25°C tot + 80°C
temperatuur mogelijk van -60°C tot +300°C

Heavy Duty **JF - BF** P144-P149

zwaar industrieel gebruik tot 2300 kg
gelaste constructie
stalen zwenkkop met geharde kogelkrans
met smeernippel
gebruikstemperatuur van - 25°C tot + 80°C

Chapes en Acier Galvanise

Light Industrial **JP - BP** P32-P57

utilisation industrielle légère jusqu'à 250 kg
tôle d'acier zingué embouti
pivot avec double chemin de billes
températures d'utilisation de -25°C à +80°C
anneau de protection plastique

Medium Industrial **JT - BT** P60-P83

utilisation industrielle jusqu'à 500 kg
tôle d'acier zingué embouti
double chemin de billes
températures d'utilisation de -25°C à +80°C
anneau de protection plastique

Intensive Use **JS & JB** P86-P113

utilisation industrielle intensive jusqu'à 1000 kg
tôle d'acier zingué embouti
pivot avec roulement à billes et graisseur
températures d'utilisation de -25°C à +80°C
possibilité de températures de -60°C à +300°C

Heavy Duty **JF - BF** P144-P149

fortes charges jusqu'à 2300 kg
construction en acier mécano-soudé
pivot en acier forgé indéboitable avec 1 rangée
de billes et avec graisseur
température d'utilisation de -25° à +80°C

Roestvrij Stalen Vorken

Light Industrial **JX - BX** P116-P125

licht industrieel gebruik tot 250 kg
diepgetrokken roestvrij staal
dubbele kogelkrans in inox
gebruikstemperatuur van - 25°C tot + 80°C

Intensive Use **JX** P126-P141

intensief industrieel gebruik tot 800 kg
diepgetrokken roestvrij staal
zwenkkop met kogellager en smeernippel
zwenkkop dia 80-100-125 met inox kogellager
O-ring afdichting
gebruikstemperatuur van - 25°C tot + 80°C
temperatuur mogelijk van -60°C tot +300°C

Chapes en Acier Inoxydable

Light Industrial **JX - BX** P116-P125

utilisation industrielle légère jusqu'à 250 kg
tôle d'acier inoxydable embouti
pivot avec double chemin de billes
températures d'utilisation de -25° à +80°C

Intensive Use **JX** P126-P141

utilisation industrielle intensive jusqu'à 800 kg
chape en tôle d'acier inoxydable embouti
pivot avec roulement à billes et graisseur
pivot 80-100-125 avec roulement à billes inox
étanchéité joint torique
température d'utilisation de -25°C à +80°C
possibilité de températures de -60°C à +300°C

Swivel Castor Selection

the load capacity depends on

speed	calculated at 4 km/h
diameter	the larger the diameter, the higher the loadcapacity
environment	depends on temperature and humidity
construction	type of swivel head, thickness of the fork legs

Wahl der Lenkgabel

die Tragfähigkeit einer Lenkgabel ist abhängig von

Geschwindichkeit	Arbeitsgeschwindigkeit von 4 km/St
Durchmesser	je grösser der Durchmesser, desto höler die Tragfähigkeit
Umgebung	abhängig von Temperatur und Feuchtigkeit
Bau	Typ Lenkkopf, Dicke der Gabelbeine

Zinc-plated steel forks

Light Industrial **JP - BP** P32-P57

light industrial use up to 250 kg
deep drawn zinc-plated sheet steel
swivel head with double ball race
operating temperature from - 25°C to + 80°C
plastic swivel head seal

Medium Industrial **JT - BT** P60-P83

medium industrial use up to 500 kg
deep drawn zinc-plated sheet steel
swivel head with double ball race
operating temperature from - 25°C to + 80°C
plastic swivel head seal

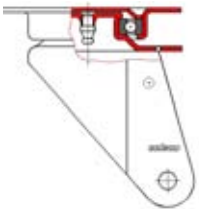

Intensive Use **JS & JB** P86-P113

intensive industrial use up to 1000 kg
deep drawn zinc-plated sheet steel
swivel head with ball bearing and grease nippel
operating temperature from - 25°C to + 80°C
temperatures possible from -60°C to +300°C

Heavy Duty **JF - BF** P144-P149

heavy indsutrial loads up to 1500 kg
welded steel forks
forged steel swivel head with tempered ball race and with grease nippel operating temperature from - 25°C to + 80°C

Verzinkte Stahl Lenkgabel

Light Industrial **JP - BP** P32-P57

leichter industrieller Einsatz bis 250 kg
tiefgezogenes verzinktes Stahlblech
Gabelkopf mit zweifachem Kugelkranz
Betriebstemperatur van -25°C bis +80°C
Kunststoff Gabelkopfdichtung

Medium Industrial **JT - BT** P60-P83

medium industrieller Einsatz bis 500 kg
tiefgezogenes verzinktes Stahlblech
Gabelkopf mit zweifachem Kugelkranz
Betriebstemperatur von -25°C bis +80°C
Kunststoff Gabelkopfdichtung

Intensive Use **JS & JB** P86-P113

intensiver industrieller Einsatz bis 1000 kg
tiefgezogenes verzinktes Stahlblech
Gabelkopf mit Kugellager und Schmiernippel
Betriebstemperatur von -25°C bis +80°C
mögliche Temperaturen von -60C° bis +300°C

Heavy Duty **JF - BF** P144-P149

Schwerlast bis 1500 kg
geschweisster Gabelbeine
Schmiedestahl Gabelkopf mit Schmiernippel
Betriebstemperatur von -25°C bis +80°C

Stainless Steel Castors

Light Industrial **JX - BX** P116-P125

light industrial use up to 250 kg
deep drawn stainless steel
swivel head with double stainless steel ball race
operating temperature from - 25°C to + 80°C

Intensive Use **JX** P126-P141

intensive industrial use up to 800 kg
deep drawn zinc-plated sheet steel
swivel head with ball bearing and grease nippel
swivel head dia 80-100-125 with stainless steel ball bearing
O-ring seal
operating temperature from - 25°C to + 80°C
temperatures possible from -60°C to +300°C

Edelstahl Gabeln

Light Industrial **JX - BX** P116-P125

leichter industrieller Einsatz bis 250 kg
tiefgezogenes Edelstahl
Gabelkopf mit zweifachem Edelstahl Kugelkranz
Betriebstemperatur von -25C° bis +80°C

Intensive Use **JX** P126-P141

intensiver industrieller Einsatz bis 1000 kg
tiefgezogenes Stahlblech
Gabelkopf mit Kugellager und Schmiernippel
Gabelkopf 80-100-125 mit Edelstahl Kugellager
O-Ring Dichtung
Betriebstemperatur von -25°C bis +80°C
mögliche Temperaturen von -60°C bis +300°C

Zwenkvork Selectie

dynamische levensduur van de vorken

vergelijkingstabel t.o.v. test ISO 22878/22883
De tabel vergelijkt de verwachte dynamische levensduur van de verschillende types zwenkvorken bij maximale belasting. Uit deze test blijkt de zeer lange levensduur van de JS vorken tegenover de andere vorken.

Choix de la Chape Pivotante

durée de vie dynamique des chapes

tableau comparatif à l'égard du test ISO 22878/22883
Le tableau compare la durée de vie dynamique prévue des differents types de chapes pivotantes à charge maximum. Ce test démontre la très longue durée de vie des chapes JS comparées aux autres types de chapes.

Swivel Castor Selection

dynamic lifetime of the swivel castors

comparative table to the test ISO 22878/22883
The table compares the expected dynamic product life of the different types of swivel castors at maximum load. This test shows the very long wear life of the JS castors compared to the other fork types.

Lenkgabel Auswahl

dynamische Lebensdauer der Lenkgabel

vergleichende Tabelle bezüglich Test ISO 22878/22883
Die Tabelle vergleicht die erwarteten dynamischen Lebensdauer der verschiedenen Lenkgabeltypen bei maximaler Belastung.
Dieser Test zeigt die sehr lange Lebensdauer der JS Gabel in Vergleich zu den anderen Gabeltypen.

compared lifetime castors

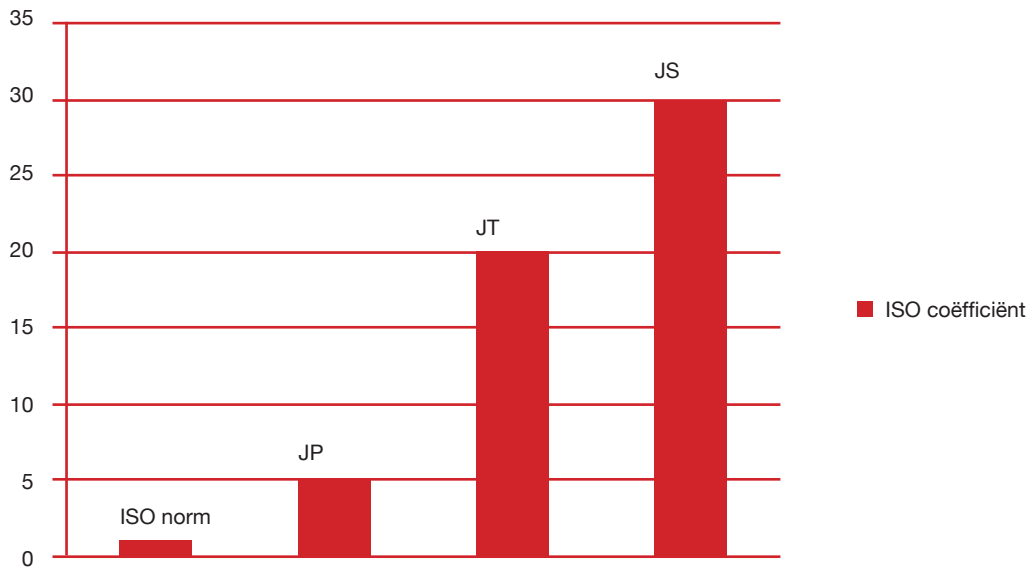

Zwenkvork Selectie

zwenkweerstand

De tabel vergelijkt de relatieve zwenkweerstand van de verschillende type zwenkvorken in %, waarbij de zwenkvork van het type JP is gesteld op 100%.
Uit deze test blijkt het grote verschil in zwenkweerstand van de JP en de JT vorken tegenover de JS vorken.

Choix de la Chape Pivotante

résistance au pivotement

Le tableau compare la résistance au pivotement relative des différents types de chapes pivotantes en %, la chape pivotante JP étant mise à 100%.
Ce test montre la grande différence de résistance au pivotement des chapes JP et JT comparées aux chapes JS.

Swivel Castor Selection

swivel resistance

The table compares the relative swivel resistance of the various types of swivel castors in %, with the JP Type set to 100%.
This test shows the great difference of swivel resistance of the JP and JT castors compared to the JS castors.

Lenkgabel Auswahl

Lenkwiderstand

Die Tabelle vergleicht den relativen Lenkwiderstand der verschiedenen Lenkgabeltypen in %, wobei der JP Typ auf 100% gesetzt ist.
Dieser Test zeigt den grossen Unterschied der Lenkwiderstandes der JP und JT Gabeln im Vergleich zu den JS Gabeln

compared swivel resistance

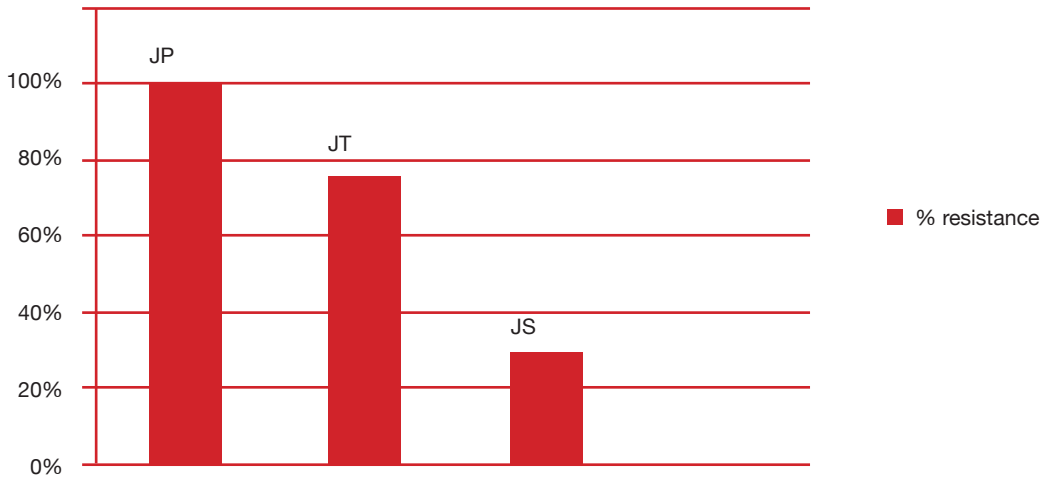

Chemische bestendigheid

	Polyamide	Vulkollan	Polyurethane	Rubber
Aceton	+	++	+	+
Ammoniak (20°C)	+	- -	- -	+
Azijnzuur (10%)	+	- -	- -	+
Azijnzuur (80%)	- -	- -	- -	+
Benzeen	++	+	- -	- -
Benzine	++	++	+	- -
Boterzuur (1%)	+	+	+	+
Boterzuur (98%)	-	-	-	-
Chloorkalk	- -	o	o	- -
Chroomzuur (3%)	- -	-	-	- -
Citroenzuur 20°C (10%)	-	o	+	++
Dieselolie	++	o	+	-
Esthers	o	+	o	-
Ethanol	+	++	++	+
Ether	+	o	++	- -
Fosforzuur 20°C (25%)	- -	-	-	- -
Gedistilleerd water (50%)	- -	o	-	++
Glycerine	++	+	+	++
Glycol	+	++	++	++
Kopersulfaat (10%)	+	+	+	++
Lijnolie	+	+	+	++
Loog	++	++	++	-
Melk	++	- -	-	+
Melkzuur tot ca 40°C (10%)	++	++	++	++
Melkzuur tot ca 40°C (90%)	+	+	+	-
Methylchloride	-	-	-	-
Methyl ethylketon	- -	+	-	- -
Mierenzuur	+	+	- -	- -
Minerale olie	- -	- -	- -	+
Monochloorbenzeen	++	++	++	- -
Motorolie	-	+	+	- -
Olijfolie	++	++	+	- -
Ontwikkelaar	++	++	+	-
Petroleum	+	o	+	+
Phenol	++	o	++	- -
Salpeterzuur (10%)	- -	- -	- -	- -
Siliconenolie	++	++	++	-
Sojaolie	++	++	++	-
Terpentine	++	+	+	- -
Tetrachloorkoolstof	+	+	+	- -
Tolueen	++	-	- -	- -
Toluol	++	- -	o	- -
Trichloorethyleen (20°C)	+	-	++	- -
Vislijm	o	+	+	o
Water (20°C)	++	++	+	++
Water en stoom (100°C)	+	- -	-	+
Waterstofperoxide (30%)	- -	o	+	- -
Zeewater, pekelwater	+	++	++	++
Zoutzuur (10%)	- -	- -	- -	+
Zwavelkoolstof	+	+	+	- -
Zwavelzuur (10%)	- -	- -	- -	+
Zwavelzuur (50%)	- -	- -	- -	- -

++ Zeer goede bestendigheid
+ Goede bestendigheid
- Beperkte bestendigheid
- - Slechte bestendigheid

Résistances aux produits chimiques

	Polyamide	Vulkollan	Polyuréthane	Caoutchouc
Acétone	+	++	+	+
Acide acétique (10%)	+	- -	- -	+
Acide acétique (80%)	- -	- -	- -	+
Acide azoteux (10%)	- -	- -	- -	- -
Acide butyrique (1%)	+	+	+	+
Acide butyrique (98%)	-	-	-	-
Acide chromique (3%)	- -	-	-	- -
Acide citrique 20°C (10%)	-	o	+	++
Acide formique	- -	- -	- -	+
Acide lactique jusqu'à 40°C (10%)	+	+	+	-
Acide lactique jusqu'à 40°C (90%)	-	-	-	-
Acide phosphorique 20°C (25%)	- -	o	-	++
Acide sulfurique (10%)	- -	- -	- -	+
Acide sulfurique (50%)	- -	- -	- -	- -
Ammoniaque (20°C)	+	- -	- -	+
Benzène	++	+	- -	- -
Chlorure de chaux (10%)	- -	- -	- -	+
Chlorure de méthyle	- -	+	-	- -
Colle de poisson	o	+	+	o
Eau (20°C)	++	++	+	++
Eau de mer, saumure	+	++	++	++
Eau distillée (50%)	++	+	+	++
Eau et vapeur (100°C)	+	- -	-	+
Eau oxygénée (30%)	- -	o	+	- -
Essence	++	++	+	- -
Essence de térébenthine	++	+	+	- -
Esthers	o	+	o	-
Ethane	+	++	++	+
Ether	+	o	++	- -
Gasoil	++	o	+	-
Glycérine	+	++	++	++
Glycol	+	+	+	++
Huile de lin	++	++	++	-
Huile minérale	++	++	++	- -
Huile moteur	++	++	+	- -
Huile d'olive	++	++	+	-
Huile de silicone	++	++	++	-
Huile de soja	++	++	++	-
Hypochlorite	- -	o	o	- -
Lait	++	++	++	++
Lessive de soude	++	- -	-	+
Méthyl éthylcétone	+	+	- -	- -
Monochlorobenzène	-	+	+	- -
Pétrole	++	o	++	- -
Phénol	- -	-	-	- -
Révélateur photographique	+	o	+	+
Sulfate de carbone	+	+	+	- -
Sulfate de cuivre (10%)	+	+	+	++
Tétrachlorure de carbone	+	+	+	- -
Toluène	++	-	- -	- -
Toluol	++	- -	o	- -
Trichloréthylène (20°C)	+	-	++	- -

++ Très grande résistance
+ Bonne résistance
- Résistance limitée
- - Mauvaise résistance

Chemical Compatibility

	Polyamide	Vulkollan	Polyurethane	Rubber
Acitic acid (10%)	+	- -	- -	+
Acitic acid (80%)	- -	- -	- -	+
Acetone	+	++	+	+
Ammonia (20°C)	+	- -	- -	+
Benzene	++	+	- -	- -
Butyric acid (1%)	+	+	+	+
Buteric acid (98%)	-	-	-	-
Carbon disulphide	+	+	+	- -
Carbon tetrachloride	+	+	+	- -
Chloride of lime	- -	o	o	- -
Chromic acid (3%)	- -	-	-	- -
Citric acid 20°C (10%)	-	o	+	++
Copper sulphate (10%)	+	+	+	++
Diesel oil	++	o	+	-
Distilled water (50%)	++	+	+	++
Esthers	o	+	o	-
Ethanol	+	++	++	+
Ether	+	o	++	- -
Fish glue	o	+	+	o
Formic acid	- -	- -	- -	+
Glycerine	+	++	++	++
Glycol	+	+	+	++
Hydrochloric acid (10%)	- -	- -	- -	+
Hydrogen peroxide (30%)	- -	o	+	- -
Lactic acid up to c. 40°C (10%)	+	+	+	-
Lactic acid up to c. 40°C (90%)	-	-	-	-
Linseed oil	++	++	++	-
Lye	++	- -	-	+
Methyl chloride	- -	+	-	- -
Methyl ethyl keton	+	+	- -	- -
Milk	++	++	++	++
Mineral oil	++	++	++	- -
Monochlorobenzene	-	+	+	- -
Motoroil	++	++	+	- -
Nitric acid (10%)	- -	- -	- -	- -
Olive oil	++	++	+	-
Petrol	++	++	+	- -
Petroleum	++	o	++	- -
Phenol	- -	-	-	- -
Phosphoric acid 20°C (25%)	- -	o	-	++
Photographic developer	+	o	+	+
Seawater, brine	+	++	++	++
Silicone oil	++	++	++	-
Soya bean oil	++	++	++	-
Sulphuric acid (10%)	- -	- -	- -	+
Sulphuric acid (50%)	- -	- -	- -	- -
Toluene	++	-	- -	- -
Toluol	++	- -	o	- -
Trichloroethylene (20°C)	+	-	++	- -
Turpentine	++	+	+	- -
Water (20°C)	++	++	+	++
Water and steam (100°C)	+	- -	-	+

	Very good resistance
+	Good resistance
-	Limited resistance
- -	Bad resistance

Chemische Beständigkeit

	Polyamide	Vulkollan	Polyurethan	Vollgummi
Ameisensäure	- -	- -	- -	+
Ammoniak (20°C)	+	- -	- -	+
Athanol	+	++	++	+
Ether	+	++	+	+
Azeton	++	++	+	- -
Benzin	++	+	- -	- -
Benzol	+	+	+	+
Buttersäure (1%)	-	-	-	-
Buttersäure (98%)	- -	o	o	- -
Chlorkalk	- -	-	-	- -
Chromsäure (3%)	++	o	+	-
Dieselöl	+	o	+	+
Entwickler	+	- -	- -	+
Essigsäure (10%)	- -	- -	- -	+
Essigsäure (80%)	o	+	o	-
Esther	+	o	++	- -
Destilliertes Wasser (50%)	++	+	+	++
Fischleim	o	+	+	o
Glykol	+	+	+	++
Glyzerin	+	++	++	++
Kupfersulfat (10%)	+	+	+	++
Lauge	++	- -	-	+
Leinöl	++	++	++	-
Meerwasser, Pökelwasser	+	++	++	++
Methyl äthylketon	+	+	- -	- -
Methylchlorid	- -	+	-	- -
Milch	++	++	++	++
Milchsäure bis za. 40°C (10%)	+	+	+	-
Milchsäure bis za. 40°C (90%)	-	-	-	-
Mineralöl	++	++	++	- -
Monochlorbenzol	-	+	+	- -
Motoröl	++	++	+	- -
Olivenöl	++	++	+	-
Petroleum	++	o	++	- -
Phenol	- -	-	-	- -
Phosphorsäure 20°C (25%)	- -	o	-	++
Salpetersäure (10%)	- -	- -	- -	- -
Salzsäure (10%)	- -	- -	- -	+
Schwefelkohlenstoff	+	+	+	- -
Schwefelsäure (10%)	- -	- -	- -	+
Schwefelsäure (50%)	- -	- -	- -	- -
Silikonenöl	++	++	++	-
Sojaöl	++	++	++	-
Terpentin	++	+	+	- -
Tetrachloorkohlenstoff	+	+	+	- -
Toluen	++	-	- -	- -
Toluol	++	- -	o	- -
Trichloräthylen (20°C)	+	-	++	- -
Wasser (20°C)	++	++	+	++
Wasser und Dampf (100°C)	+	- -	-	+
Wasserstoffperoxid (30%)	- -	o	+	- -
Zitronensäure 20°C (10%)	-	o	+	++

++	Sehr hohe Beständigkeit
+	Hohe Beständigkeit
-	Beschränkte Beständigkeit
- -	Schlechte Beständigkeit

Furniture & Institutional

Furniture & Institutional

meubelwielen en apparatenwielen
roulettes pour meubles et collectivités
furniture and institutional castors
Möbelrollen und Geräterollen

			page
	PN	polyamide meubelwielen roulettes d'ameublement en polyamide polyamide furniture castors Polyamid Möbelrollen	P23
	JE	apparatenwielen met verzinkte plaatstalen vork roulettes de collectivité avec monuture en acier zingué institutional castors in zinc-plated steel Geräterollen in verzinkter Stahlgabel	P24
	JM	kunststof zwenkwielen roulettes en matière plastique plastic castors Kunststoffrollen	P25
	JD	lichte apparatenwielen in thermoplastisch rubber roulettes de collectivité légères en caoutchouc thermoplastique light institutional castors in thermoplastic rubber leichte Geräterollen in thermoplastischem Gummi	P26
	JA	apparatenwielen met verchroomd plaatstalen vork roulettes de collectivité avec monture en acier chromé institutional castors in chrome-plated steel Geräterollen mit verchromter Stahlgabel	P28

J/PBN furniture

Meubelwieltjes in zwarte polyamide
Roulettes d'ameublement en polyamide noir
Black polyamide furniture castors
Möbelrollen aus schwarzem Polyamid

top plate

	mm	mm	mm	mm	mm	mm	mm	kg
J/BPN 040 P19 X 19	40	33	28.5 X 28.5	19 X 19	5	52	46	40
J/BPN 040 P32 X 32	40	33	42 X 42	32 X 32	5	52	46	40
J/BPN 050 P22.5X22.5	50	50	33 X 33	22.5 X 22.5	5	64	60	60

CODE = set 2X **+** 2X

screwed pin

	mm	mm	mm	mm	mm	kg
J/BPN 040 M8 X 15	40	33	M8 X 15	50	46	40
J/BPN 050 M8 X 15	50	50	M8 X 15	60	60	60
J/BPN 050 M10 X 15	50	50	M10 X 15	60	60	60

CODE = set 2X **+** 2X

Furniture & Institutional

JE-BE thermoplastic rubber PS

Wielen in thermoplastisch rubber met glijlager – verzinkte plaatstalen vorken
Roues en caoutchouc thermoplastique avec alésage lisse – montures en acier zingué
Wheels in thermoplastic rubber with plain bearing - zinc-plated sheet steel castors
Thermoplastische Gummiräder mit Gleitlager – Gabel aus verzinkte Stahlblech

top plate

			mm	mm	mm	mm	mm	mm	mm	mm	kg
JEPS 0602 1100	BEPS 0602 1100	FEPS 0602 1000	60	25	60 X 60	45 X 45	6	85	22	80	40
JEPS 0802 1100	BEPS 0802 1100	FEPS 0802 1000	80	25	60 X 60	45 X 45	6	105	24	80	50
JEPS 1002 1100	BEPS 1002 1100	FEPS 1002 1000	100	25	60 X 60	45 X 45	6	125	26	80	60
JEPS 1252 1100			125	32	90 X 70	70 X 50	6	150	34		70

bolt hole

			mm	mm	mm	mm	mm	mm	kg
	JEPS 0605 1000	BEPS 0605 1000	60	25	12	85	22	80	40
	JEPS 0805 1000	BEPS 0805 1000	80	25	12	105	24	80	50
	JEPS 1005 1000	BEPS 1005 1000	100	25	12	125	26	80	60
	JEPS 1255 1000		125	32	12	150	34		70

Deze wielen zijn ook leverbaar in roestvast staal
Ces roulettes sont aussi livrables en acier inoxydable

These castors are also available in stainless steel
Diese Räder sind auch in Edelstahl lieferbar

JM/BM plastic castors

antistatic

Polyamide zwenkvorken - wielen in thermoplastisch rubber met kogellagers
PS = standaard rubber PC = antistatisch rubber
Montures pivotantes en polyamide - roues en caoutchouc thermoplastique avec roulement à billes
PS = caoutchouc standard PC = caoutchouc antistatique
Polyamide swivel castors - wheels in thermoplastic rubber with ball bearing
PS = standard rubber tyre PC = antistatic rubber tyre
Polyamide Lenkgabeln - Thermoplastische Gummiräder mit Kugellager
PS = Standard Gummibereifung PC = antistatische Gummibereifung

top plate

			mm	mm	mm	mm	mm	mm	mm	mm	kg
standard	JMPS 1002 0803	BMPS 1002 0803	100	32	80 x 80	60 x 60	8,5	145	38	123	100
antistatic	JMPC 1002 0803	BMPC 1002 0803									
standard	JMPS 1252 0803	BMPS 1252 0803	125	32	80 x 80	60 x 60	8,5	165	47	123	100
antistatic	JMPC 1252 0803	BMPC 1252 0803									

bolt hole

			mm	mm	mm	mm	mm	mm	kg
standard	JMPS 1005 0803	BMPS 1005 0803	100	32	12	145	38	123	100
antistatic	JMPC 1005 0803	BMPC 1005 0803							
standard	JMPS 1255 0803	BMPS 1255 0803	125	32	12	165	47	123	100
antistatic	JMPC 1255 0803	BMPC 1255 0803							

Furniture & Institutional

JD-BD thermoplastic rubber PE

Wielen in thermoplastisch rubber met glijlager – verzinkte plaatstalen vorken
Roues en caoutchouc thermoplastique avec alésage lisse – montures en acier zingué
Wheels in thermoplastic rubber with plain bearing - zinc-plated sheet steel castors
Thermoplastische Gummiräder mit Gleitlager – Gabel aus verzinkten Stahlblech

top plate

			mm	mm	mm	mm	mm	mm	mm	mm	kg
JDPE 0501 1001	BDPE 0501 1001	FDPE 0501 1001	50	20	60x60	48/38x48/38	6,3	68	24	75	40
JDPE 0751 1001	BDPE 0751 1001	FDPE 0751 1001	75	25	60x60	48/38x48/38	6,3	100	28	85	60
JDPE 1001 1001	BDPE 1001 1001	FDPE 1001 1001	100	27	76x76	60/50x60/50	8,5	134	37	102	90
JDPE 1251 1001	BDPE 1251 1001	FDPE 1251 1001	125	27	76x76	60/50x60/50	8,5	157	45	102	120

bolt hole

		mm	mm	mm	mm	mm	mm	kg
JDPE 0505 1001	BDPE 0505 1001	50	20	10,5	68	24	75	40
JDPE 0755 1001	BDPE 0755 1001	75	25	10,5	100	28	85	60
JDPE 1005 1001	BDPE 1005 1001	100	27	12,5	134	37	102	90
JDPE 1255 1001	BDPE 1255 1001	125	27	12,5	157	45	102	120

JD-BD twin polyurethane PU

Dubbele wielen in thermoplastisch polyurethaan met glijlager – verzinkte plaatstalen vorken
Roues doubles en polyuréthane thermoplastique avec alésage lisse – montures en acier zingué
Twin castors in thermoplastic polyurethane with plain bearing – zinc-plated sheet steel castors
Doppelräder in thermoplastischem Polyurethan mit Gleitlagern – Gabel aus verzinktem Stahlblech

top plate

		mm	mm	mm	mm	mm	mm	mm	mm	kg
JDPU 0501 1000 TWIN	BDPU 0501 1000 TWIN	50	18	60x60	48/38x48/38	6,3	71	32	83	100

bolt hole

		mm	mm	mm	mm	mm	mm	kg
JDPU 0505 1000 TWIN	BDPU 0505 1000 TWIN	50	18	10,5	71	32	83	100

Furniture & Institutional

JA-BA thermoplastic rubber PS

Wielen in thermoplastisch rubber met kogellager – vorken in verchroomd plaatstaal
Roues en caoutchouc thermoplastique avec roulement à billes - montures en acier chromé
Castors in thermoplastic rubber with ball bearing – forks in chrome-plated sheet steel
Thermoplastische Gummiräder mit Kugellager – Gabel aus verchromtem Stahlblech

top plate

		mm	mm	mm	mm	mm	mm	mm	mm	kg
JAPS 0602 6100	BAPS 0602 6100	60	25	80 X 80	60/50 X 50	8,5	96	38	100	55
JAPS 0802 6100	BAPS 0802 6100	80	25	80 X 80	60/50 X 50	8,5	118	38	100	60
JAPS 1002 6100	BAPS 1002 6100	100	25	80 X 80	60/50 X 50	8,5	139	38	100	70
JAPS 1252 6100	BAPS 1252 6100	125	25	80 X 80	60/50 X 50	8,5	166	38	100	80

bolt hole

		mm	mm	mm	mm	mm	mm	kg
JAPS 0605 6000	BAPS 0605 6000	60	25	8,5	96	38	100	55
JAPS 0805 6000	BAPS 0805 6000	80	25	8,5	118	38	100	60
JAPS 1005 6000	BAPS 1005 6000	100	25	8,5	139	38	100	70
JAPS 1255 6000	BAPS 1255 6000	125	25	8,5	166	38	100	80

JA-BA antistatic PC

antistatic

Wielen in thermoplastisch antistatisch rubber met kogellager – vorken in verchroomd plaatstaal
Roues en caoutchouc thermoplastique antistatique avec roulement à billes - montures en acier chromé
Castors in thermoplastic antistatic rubber with ball bearing – forks in chrome-plated sheet steel
Thermoplastische antistatische Gummiräder mit Kugellager – Gabel aus verchromtem Stahlblech

top plate

		mm	mm	mm	mm	mm	mm	mm	mm	kg
JAPC 0602 6100	BAPC 0602 6100	60	25	80 X 80	60/50 X 50	8,5	96	38	100	55
JAPC 0802 6100	BAPC 0802 6100	80	25	80 X 80	60/50 X 50	8,5	118	38	100	60
JAPC 1002 6100	BAPC 1002 6100	100	25	80 X 80	60/50 X 50	8,5	139	38	100	70
JAPC 1252 6100	BAPC 1252 6100	125	25	80 X 80	60/50 X 50	8,5	166	38	100	80

bolt hole

		mm	mm	mm	mm	mm	mm	kg
JAPC 0605 6000	BAPC 0605 6000	60	25	8,5	96	38	100	55
JAPC 0805 6000	BAPC 0805 6000	80	25	8,5	118	38	100	60
JAPC 1005 6000	BAPC 1005 6000	100	25	8,5	139	38	100	70
JAPC 1255 6000	BAPC 1255 6000	125	25	8,5	166	38	100	80

Light Industrial

Light Industrial

Wielen voor licht industrieel gebruik tot 250 kg/wiel.

wielen met glijlager
wielen met rollager

wielen met 1 centrale kogellager

Roues et roulettes pour usage industriel léger jusqu'à 250 kg/roue.

roues avec alésage lisse
roues avec roulement à rouleaux

roues avec 1 roulement à billes central

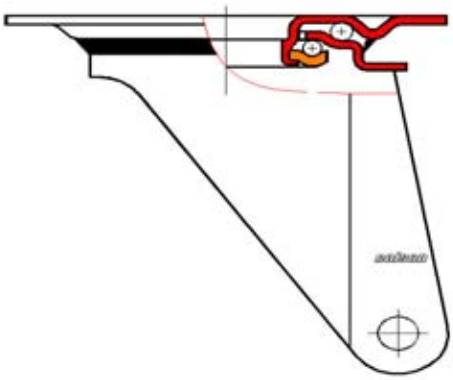

JP vork
vork in diepgetrokken verzinkt plaatstaal
zwenkkop met dubbele kogelkrans
rem uitvoering met gecombineerde rem/richtingsvastzetter BP

chape JP
chape en tôle d'acier zingué embouti
pivot avec double chemin de billes
frein avec double blocage sur roue et sur pivot BP

JP fork
fork in zinc-plated deep drawn sheet steel
swivel head with double ball race
combined wheel brake and directional lock BP

JP Gabel
Gabel in verzinktem Stahlblech
Schwenklager mit zweifachem Kugelkranz
Totalfeststeller Rad und Richtungsfeststeller BP

			bearing	page
	PN	polyamide wielen (nylon) roues polyamide (nylon) polyamide wheels (nylon) Polyamidräder (Nylon)		P44 P55
	PP	polypropyleen wielen roues polypropylène polypropylene wheels Polypropylenräder		P46
	PU	polyamide kern - gespoten polyurethaan band 96°Shore A noyau polyamide - bandage en polyuréthane injecté 96°Shore A polyamide centre - injected polyurethane tyre 96°Shore A Polyamidradkörper - aufgespritzte Polyurethanbereifung 96°Shore A		P48
	FL	fenol wielen - hoge temperatuurwielen voor de bakkerij roues et roulettes phénoliques hautes températures pour les boulangeries phenolic high temperature wheels and castors for bakeries phenolischen Hochtemperatur-Räder und Rollen für Bäckereien		P138

Wheels and castors for light industrial use up to 250 kg/pce.

plain bearing wheels
wheels with a roller bearing
wheels with 1 central ball bearing

Räder für leichten industriellen Einsatz bis 250 kg/Rad.

Räder mit Gleitlager
Räder mit einem Rollenlager
Räder mit 1 zentralem Kugellager

			bearing	page
	PM	polypropyleen kern - zwarte rubberband 85°Shore A noyau polypropylène - bandage caoutchouc noir 85°Shore A polypropylene centre - black rubber tyre 85°Shore A Polypropylenradkörper - schwarze Gummibereifung 85°Shore A		P34
	PG	polypropyleen kern - grijze rubberband 85°Shore A noyau polypropylène - bandage caoutchouc gris 85°Shore A polypropylene centre - grey rubber tyre 85°Shore A Polypropylenradkörper - graue Gummibereifung 85°Shore A		P36
	SM	verzinkte staalkern - zwarte rubberband 85°Shore A noyau en acier zingué - bandage caoutchouc noir 85°Shore A galvanized steel centre - black rubber tyre 85°Shore A verzinkte Stahlblechradkörper - schwarze Gummibereifung 85 Shore A		P38
	SG	verzinkte staalkern - grijze rubberband 85°Shore A noyau en acier zingué - bandage caoutchouc gris 85°Shore A galvanized steel centre - grey rubber tyre 85°Shore A verzinkte Stahlblechradkörper - graue Gummibereifung 85°Shore A		P40
	PB	polyamide kern - blauw elastisch rubber 70°Sore A noyau polyamide - caoutchouc élastique bleu 70°Shore A polyamide centre - blue elastic rubber 70°Shore A Polyamidradkörper - blaue elastische Bereifung 70°Shore A		P42 P53
	RB	polyamide kern - zwarte gevulkaniseerde rubberband 65°Shore A noyau polyamide - bandage caoutchouc noir vulcanisé 65°Shore A polyamide centre - black vulcanized rubber tyre 65°Shore A Polyamidradkörper - schwarze vulkanisierte Gummibereifung 65°Shore A		P52
	RG	polyamide kern - grijs gevulkaniseerde rubberband 65°Shore A noyau polyamide - bandage caoutchouc gris vulcanisé 65°Shore A polyamide centre - grey vulcanized rubber tyre 65°Shore A Polyamidradkörper - graue vulkanisierte Gummibereifung 65°Shore A		P51
	PF ***PR*** ***PC***	polyamide kern - Performa® 65°Shore A noyau polyamide - Performa® 65°Shore A polyamide centre - Performa® 65°Shore A Polyamidradkörper - Performa® 65°Shore A		P54-57

Light Industrial

PM black rubber

Wielen met polypropyleen kern en zwarte rubberband 85° Shore A
Roues noyau polypropylène avec bandage en caoutchouc noir 85° Shore A
Wheels with a polypropylene centre and black rubber tyre 85° Shore A
Räder mit Polypropylenradkörper und schwarzem Gummireifen 85° Shore A

	mm	mm	mm	kg	mm	Ø	code
WPPM 0802 1000 WPPM 0802 2000	80	25	40	50	12	8	HAX 120842 D
WPPM 1002 1000 WPPM 1002 2000	100	30	40	70	12	8	HAX 120842 D
WPPM 1252 1000 WPPM 1252 2000	125	38	45	100	15	10	HAX 151047 D
WPPM 1603 1000 WPPM 1603 2000	160	40	60	150	20	12	HAX 201361 D
WPPM 2003 1000 WPPM 2003 2000	200	50	60	200	20	12	HAX 201361 D

bolt hole

		mm	mm	mm	mm	mm	kg
JPPM 0805 1000 JPPM 0805 2000	BPPM 0805 1000 BPPM 0805 2000	80	12	105	38	108	50
JPPM 1005 1000 JPPM 1005 2000	BPPM 1005 1000 BPPM 1005 2000	100	12	128	38	128	70
JPPM 1255 1000 JPPM 1255 2000	BPPM 1255 1000 BPPM 1255 2000	125	12	156	41	138	100

Light Industrial

top plate

				mm	mm	mm	mm	mm	mm	mm	kg
JPPM 0801 1100	BPPM 0801 1100	FPPM 0801 1000	=	80	105x85	80x60	9	105	34	108	50
JPPM 0801 2100	BPPM 0801 2100	FPPM 0801 2000	≡								
JPPM 1001 1100	BPPM 1001 1100	FPPM 1001 1000	=	100	105x85	80x60	9	128	34	128	70
JPPM 1001 2100	BPPM 1001 2100	FPPM 1001 2000	≡								
JPPM 1251 1100	BPPM 1251 1100	FPPM 1251 1000	=	125	105x85	80x60	9	156	32	138	100
JPPM 1251 2100	BPPM 1251 2100	FPPM 1251 2000	≡								
JPPM 1603 1100	BPPM 1603 1100	FPPM 1603 1000	=	160	135x110	105x75/80	11	195	53	178	150
JPPM 1603 2100	BPPM 1603 2100	FPPM 1603 2000	≡								
JPPM 2003 1100	BPPM 2003 1100	FPPM 2003 1000	=	200	135x110	105x75/80	11	235	53	178	200
JPPM 2003 2100	BPPM 2003 2100	FPPM 2003 2000	≡								

■ wiel met draadvangkap – roue avec pare-fils – wheel with threadguards – Rad mit Fadenschutz

CODE: JPPM 1001 110(**1**)

Light Industrial

PG grey rubber

Wielen met polypropyleen kern en grijze rubberband 85° Shore A
Roues noyau polypropylène avec bandage en caoutchouc gris 85° Shore A
Wheels with polypropylene centre and grey rubber tyre 85° Shore A
Räder mit Polypropylenradkörper und grauer Gummibereifung 85° Shore A



	mm	mm	mm	kg	mm	Ø	code
WPPG 0802 1000 WPPG 0802 2000	80	25	40	50	12	8	HAX 120842 D
WPPG 1002 1000 WPPG 1002 2000	100	30	40	70	12	8	HAX 120842 D
WPPG 1252 1000 WPPG 1252 2000	125	38	45	100	15	10	HAX 151047 D
WPPG 1603 1000 WPPG 1603 2000	160	40	60	150	20	12	HAX 201361 D
WPPG 2003 1000 WPPG 2003 2000	200	50	60	200	20	12	HAX 201361 D

bolt hole

		mm	mm	mm	mm	mm	kg
JPPG 0805 1000 JPPG 0805 2000	BPPG 0805 1000 BPPG 0805 2000	80	12	105	38	108	50
JPPG 1005 1000 JPPG 1005 2000	BPPG 1005 1000 BPPG 1005 2000	100	12	128	38	128	70
JPPG 1255 1000 JPPG 1255 2000	BPPG 1255 1000 BPPG 1255 2000	125	12	156	41	138	100

Light Industrial

top plate

				mm	mm	mm	mm	mm	mm	mm	kg
JPPG 0801 1100 JPPG 0801 2100	BPPG 0801 1100 BPPG 0801 2100	FPPG 0801 1000 FPPG 0801 2000		80	105x85	80x60	9	105	34	108	50
JPPG 1001 1100 JPPG 1001 2100	BPPG 1001 1100 BPPG 1001 2100	FPPG 1001 1000 FPPG 1001 2000		100	105x85	80x60	9	128	34	128	70
JPPG 1251 1100 JPPG 1251 2100	BPPG 1251 1100 BPPG 1251 2100	FPPG 1251 1000 FPPG 1251 2000		125	105x85	80x60	9	156	32	138	100
JPPG 1603 1100 JPPG 1603 2100	BPPG 1603 1100 BPPG 1603 2100	FPPG 1601 1000 FPPG 1601 2000		160	135x110	105x75/80	11	195	53	178	150
JPPG 2003 1100 JPPG 2003 2100	BPPG 2003 1100 BPPG 2003 2100	FPPG 2001 1000 FPPG 2001 2000		200	135x110	105x75/80	11	235	53	178	200

■ wiel met draadvangkap – roue avec pare-fils – wheel with threadguards – Rad mit Fadenschutz

CODE: JPPG 1001 110(**1**)

Light Industrial

SM black rubber

Wielen met plaatstalen kern en zwarte rubberband 85° Shore A - rollager
Roues noyau tôle d'acier avec bandage en caoutchouc noir 85° Shore A – roulement à rouleaux
Wheels with a sheet steel centre and black rubber tyre 85° Shore A – roller bearing
Räder mit Stahlblechradkörper und schwarzer Gummibereifung 85° Shore A - Rollenlager

	mm	mm	mm	kg	mm	Ø	code
WPSM 0802 2000	80	25	40	50	12	8	HAX 120842 D
WPSM 1002 2000	100	30	40	70	12	8	HAX 120842 D
WPSM 1252 2000	125	38	45	120	15	10	HAX 151047 D
WPSM 1603 2000	160	40	60	150	20	12	HAX 201361 D
WPSM 2003 2000	200	50	60	200	20	12	HAX 201361 D

bolt hole

		mm	mm	mm	mm	mm	kg
JPSM 0805 2000	BPSM 0805 2000	80	12	105	38	108	50
JPSM 1005 2000	BPSM 1005 2000	100	12	128	38	128	70
JPSM 1255 2000	BPSM 1255 2000	125	12	156	41	138	120

Light Industrial

top plate

			mm	mm	mm	mm	mm	mm	mm	kg
JPSM 0801 2100	BPSM 0801 2100	FPSM 0801 2000	80	105x85	80x60	9	105	34	108	50
JPSM 1001 2100	BPSM 1001 2100	FPSM 1001 2000	100	105x85	80x60	9	128	34	128	70
JPSM 1251 2100	BPSM 1251 2100	FPSM 1251 2000	125	105x85	80x60	9	156	32	138	120
JPSM 1603 2100	BPSM 1603 2100	FPSM 1603 2000	160	135X110	105X75/80	11	195	53	178	160
JPSM 2003 2100	BPSM 2003 2100	FPSM 2003 2000	200	135X110	105X75/80	11	235	53	178	200

■ wiel met draadvangkap – roue avec pare-fils – wheel with thraedguards – Rad mit Fadenschutz

CODE: JPSM 1001 110(**1**)

Light Industrial

SG grey rubber

Wielen met plaatstalenkern en grijze rubberband 85° Shore A - rollager
Roues noyau tôle d'acier avec bandage en caoutchouc gris 85° Shore A – roulement à rouleaux
Wheels with sheet steel centre and grey rubber tyre 85° Shore A – roller bearing
Räder mit Stahlblechradkörper und grauer Gummibereifung 85° Shore A - Rollenlager

	mm	mm	mm	kg	mm	Ø	code
WPSG 0802 2000	80	25	40	50	12	8	HAX 120842 D
WPSG 1002 2000	100	30	40	70	12	8	HAX 120842 D
WPSG 1252 2000	125	38	45	120	15	10	HAX 151047 D
WPSG 1603 2000	160	40	60	150	20	12	HAX 201361 D
WPSG 2003 2000	200	50	60	200	20	12	HAX 201361 D

bolt hole

		mm	mm	mm	mm	mm	kg
JPSG 0805 2000	BPSG 0805 2000	80	12	105	38	108	50
JPSG 1005 2000	BPSG 1005 2000	100	12	128	38	128	70
JPSG 1255 2000	BPSG 1255 2000	125	12	156	41	138	120

Light Industrial

top plate

			mm	mm	mm	mm	mm	mm	mm	kg
JPSG 0801 2100	BPSG 0801 2100	FPSG 0801 2000	80	105x85	80x60	9	105	34	108	50
JPSG 1001 2100	BPSG 1001 2100	FPSG 1001 2000	100	105x85	80x60	9	128	34	128	70
JPSG 1251 2100	BPSG 1251 2100	FPSG 1251 2000	125	105x85	80x60	9	156	32	138	120
JPSG 1603 2100	BPSG 1603 2100	FPSG 1603 2000	160	135X110	105X75/80	11	195	53	178	160
JPSG 2003 2100	BPSG 2003 2100	FPSG 2003 2000	200	135X110	105X75/80	11	235	53	178	200

■ wiel met draadvangkap – roue avec pare-fils – wheel with threadguards – Rad mit Fadenschutz

CODE: JPSG 1001 110(**1**)

Light Industrial

PB blue rubber

Wielen met polyamide kern en gevulkaniseerde blauwe rubber band 70° Shore A - rollager
Roues noyau polyamide avec bandage en caoutchouc vulcanisé bleu 70° Shore A – roulement à rouleaux
Wheels with polyamide centre and blue vulcanized rubber tyre 70° Shore A – roller bearing
Räder mit Polyamidradkörper und blauer vulkanisierter Gummibereifung 70° Shore A - Rollenlager

	mm	mm	mm	kg	mm	Ø	code
WPPB 1002 2000	100	36	40	150	12	8	HAX 120842 D
WPPB 1252 2000	125	36	45	150	15	10	HAX 151047 D
WPPB 1603 2000	160	50	60	220	20	12	HAX 201361 D
WPPB 2003 2000	200	50	60	220	20	12	HAX 201361 D

bolt hole

		mm	mm	mm	mm	mm	kg
JPPB 1005 2000	BPPB 1005 2000	100	12	128	38	128	150
JPPB 1255 2000	BPPB 1255 2000	125	12	156	41	138	150

Light Industrial

top plate

			mm	mm	mm	mm	mm	mm	mm	kg
JPPB 1001 2100	BPPB 1001 2100	FPPB 1001 2000	100	105x85	80x60	9	128	34	128	150
JPPB 1251 2100	BPPB 1251 2100	FPPB 1251 2000	125	105x85	80x60	9	156	32	138	150
JPPB 1603 2100	BPPB 1603 2100	FPPB 1603 2000	160	135X110	105X75/80	11	195	53	178	220
JPPB 2003 2100	BPPB 2003 2100	FPPB 2003 2000	200	135X110	105X75/80	11	235	53	178	220

Blauwe rubber wielen met 1 centrale kogellager – zie pagina 53
Roues en caoutchouc bleu avec 1 roulement à billes central – voir page 53

Wheels with a blue rubber tyre and 1 central ball bearing – see page 53
Räder mit blauer Gummibereifung und 1 zentralem Kugellager – siehe Seite 53

■ wiel met draadvangkap – roue avec pare-fils – wheel with threadguards – Rad mit Fadenschutz

CODE: JPPB 1001 110(**1**)

Light Industrial

PN nylon

polyamide wielen (nylon)
roues en polyamide (nylon)
polyamide wheels (nylon)
Polyamidräder (Nylon)

	mm	mm	mm	kg	mm	Ø	code
WPPN 0802 1000 WPPN 0802 2000	80	30	40	150	12	8	HAX 120842 D
WPPN 1002 1000 WPPN 1002 2000	100	35	40	150	12	8	HAX 120842 D
WPPN 1252 1000 WPPN 1252 2000	125	40	45	150	15	10	HAX 151047 D
WPPN 1603 1000 WPPN 1603 2000	160	45	60	250	20	12	HAX 201361 D
WPPN 2003 1000 WPPN 2003 2000	200	45	60	250	20	12	HAX 201361 D

bolt hole

		mm	mm	mm	mm	mm	kg
JPPN 0805 1000 JPPN 0805 2000	BPPN 0805 1000 BPPN 0805 2000	80	12	105	38	108	150
JPPN 1005 1000 JPPN 1005 2000	BPPN 1005 1000 BPPN 1005 2000	100	12	128	38	128	150
JPPN 1255 1000 JPPN 1255 2000	BPPN 1255 1000 BPPN 1255 2000	125	12	156	41	138	150

Light Industrial

top plate

				mm	mm	mm	mm	mm	mm	mm	kg
JPPN 0801 1100 JPPN 0801 2100	BPPN 0801 1100 BPPN 0801 2100	FPPN 0801 1000 FPPN 0801 2000		80	105×85	80×60	9	105	38	108	150
JPPN 1001 1100 JPPN 1001 2100	BPPN 1001 1100 BPPN 1001 2100	FPPN 1001 1000 FPPN 1001 2000		100	105×85	80×60	9	128	38	128	150
JPPN 1251 1100 JPPN 1251 2100	BPPN 1251 1100 BPPN 1251 2100	FPPN 1251 1000 FPPN 1251 2000		125	105×85	80×60	9	156	41	138	150
JPPN 1603 1100 JPPN 1603 2100	BPPN 1603 1100 BPPN 1603 2100	FPPN 1603 1000 FPPN 1603 2000		160	140X110	105X75/80	11	195	60	178	250
JPPN 2003 1100 JPPN 2003 2100	BPPN 2003 1100 BPPN 2003 2100	FPPN 2003 1000 FPPN 2003 2000		200	140X110	105X75/80	11	235	67	178	250

■ wiel met draadvangkap – roue avec pare-fils – wheel with threadguards – Rad mit Fadenschutz

CODE: JPPN 1001 110(**1**)

Light Industrial

PP polypropylene

polypropyleenwielen
roues en polypropylène
polypropylene wheels
Polypropylenräder

	mm	mm	mm	kg	mm	Ø	code
WPPP 0802 1000 WPPP 0802 2000	80	32	40	100	12	8	HAX 120842 D
WPPP 1002 1000 WPPP 1002 2000	100	36	40	125	12	8	HAX 120842 D
WPPP 1252 1000 WPPP 1252 2000	125	37	45	150	15	10	HAX 151047 D

bolt hole

		mm	mm	mm	mm	mm	kg
JPPP 0805 1000 JPPP 0805 2000	BPPP 0805 1000 BPPP 0805 2000	80	12	105	38	108	100
JPPP 1005 1000 JPPP 1005 2000	BPPP 1005 1000 BPPP 1005 2000	100	12	128	38	128	125
JPPP 1255 1000 JPPP 1255 2000	BPPP 1255 1000 BPPP 1255 2000	125	12	156	41	138	150

Light Industrial

top plate

				mm	mm	mm	mm	mm	mm	mm	kg
JPPP 0801 1100 JPPP 0801 2100	BPPP 0801 1100 BPPP 0801 2100	FPPP 0801 1000 FPPP 0801 2000		80	105x85	80x60	9	105	34	108	100
JPPP 1001 1100 JPPP 1001 2100	BPPP 1001 1100 BPPP 1001 2100	FPPP 1001 1000 FPPP 1001 2000		100	105x85	80x60	9	128	34	128	125
JPPP 1251 1100 JPPP 1251 2100	BPPP 1251 1100 BPPP 1251 2100	FPPP 1251 1000 FPPP 1251 2000		125	105x85	80x60	9	156	32	138	150

■ wiel met draadvangkap – roue avec pare-fils – wheel with threadguards – Rad mit Fadenschutz

CODE: JPPP 1001 110(**1**)

Light Industrial

PU nylon

Wielen met polyamide kern - gespoten polyurethaan band 96° Shore A – 1 centrale kogellager
Roues noyau polyamide - bandage en polyuréthane injecté 96° Shore A – 1 roulement à billes central
Wheels with polyamide centre - injected polyurethane tyre 96° Shore A – 1 central ball bearing
Räder mit Polyamidradkörper - aufgespritzte Polyurethanbereifung 96° Shore A – 1 zentrales Kugellager

	mm	mm	mm	kg	mm	Ø	code
WPPU 0802 5080	80	35	42	150	8		
WPPU 1002 5080	100	35	42	150	8		
WPPU 1252 5100	125	35	48	150	10		

WPPU 1603 2000	160	40	60	220	20	12	HAX 201361 D
WPPU 2003 2000	200	45	60	220	20	12	HAX 201361 D

bolt hole

		mm	mm	mm	mm	mm	kg
JPPU 0805 5000	BPPU 0805 5000	80	12	105	38	108	150
JPPU 1005 5000	BPPU 1005 5000	100	12	128	38	128	150
JPPU 1255 5000	BPPU 1255 5000	125	12	156	41	138	150

top plate

				mm	mm	mm	mm	mm	mm	mm	kg
JPPU 0801 5100	BPPU 0801 5100	FPPU 0801 5000		80	105x85	80x60	9	105	34	108	150
JPPU 1001 5100	BPPU 1001 5100	FPPU 1001 5000		100	105x85	80x60	9	128	34	128	150
JPPU 1251 5100	BPPU 1251 5100	FPPU 1251 5000		125	105x85	80x60	9	156	32	138	150
JPPU 1603 2100	BPPU 1603 2100	FPPU 1603 2000		160	135x110	105x75/80	11	195	53	178	220
JPPU 2003 2100	BPPU 2003 2100	FPPU 2003 2000		200	135x110	105x75/80	11	235	53	178	220

wiel met draadvangkap – enkel voor wielen dia 160 – 200 mm met rollager
roue avec pare-fils – uniquement sur roues dia 160 – 200 mm avec roulement à rouleaux

wheel with thread guards – only for roller bearing wheels dia 160 – 200 mm
Rad mit Fadenschutz – nur auf Rädern Durchmesser 160 – 200 mm mit Rollenlager

■ wiel met draadvangkap – roue avec pare-fils – wheel with threadguards – Rad mit Fadenschutz

CODE: JPPU 1603 210(**1**)

Light Industrial

PN nylon 1 bearing

polyamide wielen (nylon) met 1 centrale kogellager
roues en polyamide (nylon) avec 1 roulement à billes central
polyamide wheels (nylon) with 1 central ball bearing
Polyamidräder (Nylon) mit 1 zentralem Kugellager

	mm	mm	mm	mm	kg
WPPN 0802 5080	80	35	42	8	150
WPPN 1002 5080	100	32	42	8	150
WPPN 1252 5100	125	35	48	10	150

bolt hole

		mm	mm	mm	mm	mm	kg
JPPN 0805 5000	BPPN 0805 5000	80	12	105	38	108	150
JPPN 1005 5000	BPPN 1005 5000	100	12	128	38	128	150
JPPN 1255 5000	BPPN 1255 5000	125	12	156	41	138	150

top plate

			mm	mm	mm	mm	mm	mm	mm	kg
JPPN 0801 5100	BPPN 0801 5100	FPPN 0801 5000	80	105 x 85	80 x 60	9,6	105	34	108	150
JPPN 1001 5100	BPPN 1001 5100	FPPN 1001 5000	100	105 x 85	80 x 60	9,6	128	34	128	150
JPPN 1251 5100	BPPN 1251 5100	FPPN 1251 5000	125	105 x 85	80 x 60	9,6	156	32	138	150

RG grey rubber 1 bearing

Wielen met polyamide kern - grijze gevulkaniseerde rubberband 65° Shore A - 1 centrale kogellager
Roues avec noyau polyamide - bandage caoutchouc gris vulcanisé 65° Shore A - 1 roulement à billes central
Wheels with a polyamide centre - grey vulcanized rubber tyre 65° Shore A - 1 central ball bearing
Räder mit Polyamidradkörper – graue vulkanisierte Gummibereifung 65° Sh A - 1 zentrales Kugellager

	mm	mm	mm	mm	kg
WPRG 0802 5080	80	35	42	8	150
WPRG 1002 5080	100	35	42	8	150
WPRG 1252 5100	125	35	48	10	150

bolt hole

		mm	mm	mm	mm	mm	kg
JPRG 0805 5000	BPRG 0805 5000	80	12	105	38	108	150
JPRG 1005 5000	BPRG 1005 5000	100	12	128	38	128	150
JPRG 1255 5000	BPRG 1255 5000	125	12	156	41	138	150

top plate

			mm	mm	mm	mm	mm	mm	mm	kg
JPRG 0801 5100	BPRG 0801 5100	FPRG 0801 5000	80	105 x 85	80 x 60	9,6	105	34	108	150
JPRG 1001 5100	BPRG 1001 5100	FPRG 1001 5000	100	105 x 85	80 x 60	9,6	128	34	128	150
JPRG 1251 5100	BPRG 1251 5100	FPRG 1251 5000	125	105 x 85	80 x 60	9,6	156	32	138	150

Light Industrial

RB black rubber 1 bearing

Wielen met polyamide kern - zwarte gevulkaniseerde rubberband 65°Shore A - 1 centrale kogellager
Roues avec noyau polyamide - bandage caoutchouc noir vulcanisé 65°Shore A - 1 roulement à billes central
Wheels with apolyamide centre - black vulcanized rubber tyre 65°Shore A - 1 central ball bearing
Räder mit Polyamidradkörper - schwarze vulkanisierte Gummibereifung 65°Shore A - 1 zentrales Kugellager

	mm	mm	mm	mm	kg
WPRB 0802 5080	80	35	42	8	150
WPRB 1002 5080	100	35	42	8	150
WPRB 1252 5100	125	35	48	10	150

bolt hole

		mm	mm	mm	mm	mm	kg
JPRB 0805 5000	BPRB 0805 5000	80	12	105	38	108	150
JPRB 1005 5000	BPRB 1005 5000	100	12	128	38	128	150
JPRB 1255 5000	BPRB 1255 5000	125	12	156	41	138	150

top plate

			mm	mm	mm	mm	mm	mm	mm	kg
JPRB 0801 5100	BPRB 0801 5100	FPRB 0801 5000	80	105 x 85	80 x 60	9,6	105	34	108	150
JPRB 1001 5100	BPRB 1001 5100	FPRB 1001 5000	100	105 x 85	80 x 60	9,6	128	34	128	150
JPRB 1251 5100	BPRB 1251 5100	FPRB 1251 5000	125	105 x 85	80 x 60	9,6	156	32	138	150

PB blue rubber 1 bearing

Wielen met polyamide kern - blauwe gevulkaniseerde rubberband 65°Shore A - 1 centrale kogellager
Roues avec noyau polyamide - bandage caoutchouc bleu vulcanisé 65°Shore A - 1 roulement à billes central
Wheels with a polyamide centre - blue vulcanized rubber tyre 65°Shore A - 1 central ball bearing
Räder mit Polyamidradkörper - blaue aufvulkanisierte Gummibereifung 65°Shore A - 1 zentrales Kugellager

	mm	mm	mm	mm	kg
WPPB 0802 5080	80	35	42	8	150
WPPB 1002 5080	100	35	42	8	150
WPPB 1252 5100	125	35	48	10	150

bolt hole

		mm	mm	mm	mm	mm	kg
JPPB 0805 5000	BPPB 0805 5000	80	12	105	38	108	150
JPPB 1005 5000	BPPB 1005 5000	100	12	128	38	128	150
JPPB 1255 5000	BPPB 1255 5000	125	12	156	41	138	150

top plate

			mm	mm	mm	mm	mm	mm	mm	kg
JPPB 0801 5100	BPPB 0801 5100	FPPB 0801 5000	80	105 x 85	80 x 60	9,6	105	34	108	150
JPPB 1001 5100	BPPB 1001 5100	FPPB 1001 5000	100	105 x 85	80 x 60	9,6	128	34	128	150
JPPB 1251 5100	BPPB 1251 5100	FPPB 1251 5000	125	105 x 85	80 x 60	9,6	156	32	138	150

Performa®

Performa® synthetische rubberbekleding

Met *Performa®* heeft men zowel de voordelen van een hard als van een elastisch loopvlak in één wiel samengebracht. Zoals een wiel met hard loopvlak, heeft *Performa®* een lage rolweerstand en is het zeer duurzaam. Door de elastische bekleding loopt het geruisloos, is het vloervriendelijk, bestand tegen stootbelasting en heeft het een lage drempelweerstand. *Performa®* is olie- en vetbestendig, niet strepend, is beter bestand tegen water en chemicaliën dan natuurrubber en neemt geen metaalsplinters van de vloer op. De hechting met de kunststofkern is optimaal.
Temperatuurbereik: -30°C tot +80° C
Hardheid: 65° Shore A
Leverbaar in PF grijs PR blauwe kleur PC grijs antistatisch

Met succes toegepast in bakkerijen, distributiecentra, flightcase transportboxen, interne transportsystemen, melkindustrie, supermarkten, vleesnijverheid, visserijsector, wasserijen

Performa® revêtement en caoutchouc synthétique

Le *Performa®* présente en une seule roue aussi bien les avantages des revêtements durs que des revêtements élastiques. Comme les roues avec une bande de roulement dure, le *Performa®* roule facilement et a une longue durée de vie. Mais grâce au revêtement souple, il absorbe les bruits, n'endommage pas les sols, résiste aux chocs et passe facilement les seuils et les sols rugueux. Le *Performa®* est non marquant, résiste aux huiles et aux graisses, résiste mieux à l'eau et aux produits chimiques qu'un caoutchouc naturel et ne prend pas de copeaux du sol. L'adhérence au noyau en matière synthétique est indéjantable.
Température d'utilisation : -30°C à +80°C
Dureté : 65° Shore A
Livrable en PF gris, PR bleu et PC gris antistatique

Utilisé avec succès en boulangeries, centres de distribution, boxes de transport type flightcase, systèmes de transports internes, laiteries, supermarchés, industrie de la viande, industrie poissonnière, blanchisseries

Performa® synthetic rubber wheels

Performa® wheels offer the advantages of both hard and soft tread materials in a single wheel. Like a hard tread wheel, *Performa®* rolls easily and is very durable. Like a soft tread wheel, it is silent-running, does not damage the floors, is resistant to impacts and moves easily over obstructions. *Performa®* is non-marking, resists oils and greases, resists better to water and chemicals than a natural rubber and takes no metal shavings. The adhesion to the plastic centre is unbreakable.
Available in PF gray PR blue and PR gray antistatic
Temperature range : -30°C to +80° C
Hardness: 65° Shore A

Successfully used in bakeries, distribution centers, flight cases, internal transportation systems, the dairy industry, supermarkets, the meat industry, the fish industry, laundries

Performa® synthetische Gummi Räder

Performa® Räder bieten die Vorteile von harten und weichen Laufflächen in einem einzigen Rad. Wie mit einer harten Lauffläche läuft *Performa®* einfach und hat eine lange Lebensdauer. Durch die elastische Lauffläche läuft es geräuschlos, beschädigt nicht den Boden, ist stoßfest und geht leicht über Schwellen und Unebenheiten. *Performa®* ist non-marking, Öl und Fettbeständig, besser resistent gegen Chemikalien und Wasser als Naturkautschuk und nimmt keine Metallspäne auf. Die Haftung auf dem Kunststoffkern ist optimal.
Temperatur: -30°C bis +80° C
Härte: 65° Shore A
Erfolgreiche Anwendungen in Bäckereien, Vertriebszentren, Flight Cases, internen Transportsystemen, Milchindustrie, Supermärkten, Fleischindustrie, Fischindustrie, Waschanstalten

Light Industrial

PF Performa

Wielen met polypropyleen kern - Performa® 65°Shore A – 1 centrale kogellager
Roues avec noyau polypropylène - Performa® 65°Shore A - 1 roulement à billes central
Wheels with a polypropylene centre - Performa® 65°Shore A – 1 central ball bearing
Räder mit Polypropylenradkörper - Performa® 65°Shore A – 1 zentrales Kugellager

Performa®

	mm	mm	mm	mm	kg
WPPF 0802 5080	80	32	42	8	120
WPPF 1002 5080	100	32	42	8	150
WPPF 1252 5100	125	40	48	10	150
WPPE 1603 5012	160	40	64	12	200
WPPE 2003 5012	200	40	64	12	225

bolt hole

		mm	mm	mm	mm	mm	kg
JPPF 0805 5000	BPPF 0805 5000	80	12	105	38	108	120
JPPF 1005 5000	BPPF 1005 5000	100	12	128	38	128	150
JPPF 1255 5000	BPPF 1255 5000	125	12	156	41	138	150

top plate

			mm	mm	mm	mm	mm	mm	mm	kg
JPPF 0801 5100	BPPF 0801 5100	FPPF 0801 5000	80	105 x 85	80 x 60	9,6	105	38	108	120
JPPF 1001 5100	BPPF 1001 5100	FPPF 1001 5000	100	105 x 85	80 x 60	9,6	128	38	128	150
JPPF1251 5100	BPPF 1251 5100	FPPF 1251 5000	125	105 x 85	80 x 60	9,6	156	41	138	150
JPPE 1603 5100	BPPE 1603 5100	FPPE 1603 5000	160	140X110	105X75/80	11	195	60	178	200
JPPE 2003 5100	BPPE 2003 5100	FPPE 2003 5000	200	140X110	105X75/80	11	235	67	178	225

Light Industrial

PR blue Performa

Wielen met polypropyleen kern - blauwe Performa® 65°Shore A – 1 centrale kogellager
Roues avec noyau polypropylène - Performa® 65°Shore A couleur bleue - 1 roulement à billes central
Wheels with a polypropylene centre - blue Performa® 65°Shore A - 1 central ball bearing
Räder mit Polypropylenradkörper - blauer Performa® 65°Shore A - 1 zentrales Kugellager

Performa®

	mm	mm	mm	mm	kg
WPPR 0802 5080	80	32	42	8	120
WPPR 1002 5080	100	32	42	8	150
WPPR 1252 5100	125	40	48	10	150

bolt hole

		mm	mm	mm	mm	mm	kg
JPPR 0805 5000	BPPR 0805 5000	80	12	105	38	108	120
JPPR 1005 5000	BPPR 1005 5000	100	12	128	38	128	150
JPPR 1255 5000	BPPR 1255 5000	125	12	156	41	138	150

top plate

			mm	mm	mm	mm	mm	mm	mm	kg
JPPR 0801 5100	BPPR 0801 5100	FPPR 0801 5000	80	105 x 85	80 x 60	9,6	105	34	108	120
JPPR 1001 5100	BPPR 1001 5100	FPPR 1001 5000	100	105 x 85	80 x 60	9,6	128	34	128	150
JPPR 1251 5100	BPPR 1251 5100	FPPR 1251 5000	125	105 x 85	80 x 60	9,6	156	32	138	150

Light Industrial

PC antistatic Performa

Wielen met polypropyleen kern - antistatische Performa® 65°Shore A – 1 centrale kogellager
Roues avec noyau polypropylène - Performa® 65°Shore A antistatique - 1 roulement à billes inox central
Wheels with polypropylene centre - antistatic Performa® 65°Shore A - 1 central stainless-steel ball bearing
Räder mit Polypropylenradkörper - antistatischer Performa® 65°Shore A - 1 zentrales Rostfreies Kugellager

antistatic Performa®

	mm	mm	mm	mm	kg
WPPC 0802 7080	80	32	42	8	80
WPPC 1002 7080	100	32	42	8	120
WPPC 1252 7100	125	40	48	10	150

bolt hole

		mm	mm	mm	mm	mm	kg
JPPC 0805 7000	BPPC 0805 7000	80	12	105	38	108	80
JPPC 1005 7000	BPPC 1005 7000	100	12	128	38	128	120
JPPC 1255 7000	BPPC 1255 7000	125	12	156	41	138	150

top plate

			mm	mm	mm	mm	mm	mm	mm	kg
JPPC 0801 7100	BPPC 0801 7100	FPPC 0801 7000	80	105 x 85	80 x 60	9,6	105	34	108	80
JPPC 1001 7100	BPPC 1001 7100	FPPC 1001 7000	100	105 x 85	80 x 60	9,6	128	34	128	120
JPPC 1251 7100	BPPC 1251 7100	FPPC 1251 7000	125	105 x 85	80 x 60	9,6	156	32	138	150

Medium Industrial

Medium Industrial

wielen voor industrieel gebruik tot 600 kg/wiel

- wielen met rollager
- wielen met 1 centrale kogellager
- wielen met 2 kogellagers

roues et roulettes pour usage industriel jusqu'à 600 kg/roue

- roues avec roulement à rouleaux
- roues avec 1 roulement à billes central
- roues avec 2 roulements à billes

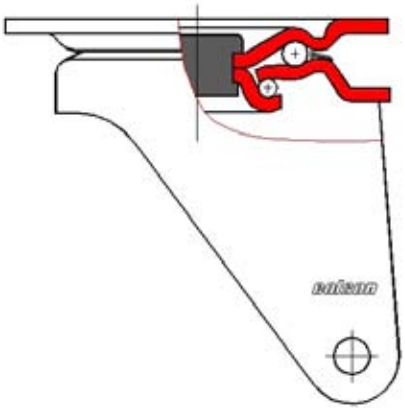

JT vork vork in diepgetrokken verzinkte plaatstaal, dikte 2,5 mm
dubbele kogelkrans
remuitvoering met gecombineerde rem/richtingsvastzetter BT

chape JT chape en tôle d'acier galvanisé embouti, épaisseur 2,5 mm
double chemin de billes
frein avec double blocage sur roue et sur pivot BT

JT fork fork in zinc-plated, deep drawn sheet steel, thickness 2.5 mm
swivel head with double ball race
combined wheel brake and directional lock BT

JT Gabel Gabel in verzinktem Stahlblech, Dicke 2,5 mm
Schwenklager mit zweifachem Kugelkranz
Totalfeststeller Rad und Richtungsfeststeller BT

			bearing	page
	PN	polyamide wielen (nylon) roues polyamide (nylon) polyamide wheels (nylon) Polyamidräder (Nylon)		P62-63
	PU	polyamide kern - polyurethaan band 96° Shore A noyau polyamide - bandage polyuréthane 96° Shore A polyamide centre - polyurethane tyre 96° Shore A Polyamidradkörper - Polyurethanbereifung 96° Sore A		P64-65
	PB	polyamide kern - blauwe gevulcaniseerde rubberband 70° Shore A noyau polyamide - bandage caoutchouc bleu vulcanisé 70° Shore A polyamide centre - blue vulcanized rubber tyre 70° Shore A Polyamidradkörper - blaue Gummibereifung 70° Sh A		P66-67
	PA	polypropyleen kern - gegoten polyurethaanband 92°Shore A noyau polypropylène - revêtement en polyuréthane coulé 92°Shore A polypropylene core - bonded-on polyurethane tyre 92°Shore A Polypropylenradkörper - gegossener Polyurethan Belegung 92°Sh A		P68
	CO	polypropyleenwiel met rode thermplastisch rubber dempingsring roue polypropyène avec anneau insonorisant en caouthchouc thermoplastique rouge polypropylen wheel with red noise-reducing rubber infill Polypropylenrad mit thermoplastischem rotem Gummidämpfungsring		P69

Wheels and castors for industrial use up to 600 kg/wheel.

wheels with a roller bearing

wheels with 1 central ball bearing

wheels with 2 ball bearings

Räder für industriellen Einsatz bis 600 kg/Rad.

Räder mit einem Rollenlager

Räder mit 1 Zentralem Kugellager

Räder mit 2 Kugellagern

			bearing	page
	RB	polyamide kern - zwarte gevulcaniseerde rubberband 65° Shore A noyau polyamide - bandage caoutchouc noir vulcanisé 65° Shore A polyamide centre - black vulcanizer rubber tyre 65° Shore A Polyamidradkörper - schwarze Gummibereifung 65° Sh A		P70
	RG	polyamide kern - grijze gevulkaniseerde rubberband 65° Shore A noyau polyamide - bandage caoutchouc gris vulcanisé 65° Shore A polyamide centre - grey vulcanized rubber tyre 65° Shore A Polyamidradkörper - graue Gummibereifung 65° Sh A		P71
	PF ***PR***	polypropyleen kern - Performa 65° Shore A noyau polypropylène - Performa 65° Shore A polypropylene centre - Performa 65° Shore A Polypropylenradkörper - Performa 65° Sh A		P72
	PC	polypropyleen kern - antistatische Performa 65° Shore A noyau polypropylène - Performa antistatique 65° Shore A polypropylene centre - antistatic Performa 65° Shore A Polypropylenradkörper - antistatischer Performa 65° Sh A		P76
	AB	aluminiumkern - zwarte gevulkaniseerde rubberband 72° Shore A noyau aluminium - bandage caoutchouc noir vulcanisé 72° Shore A aluminium wheel centre - black vulcanized rubber tyre 72° Shore A Alu miniumradkörper - schwarze vulkanisierte Gummibereifung 72°Shore A		P78
	AU	aluminiumkern - gegoten polyurethaanband 92° Shore A noyau aluminium - bandage en polyuréthane coulé 92° Shore A aluminium wheel centre - cast polyurethane tyre 92° Shore A Aluminiumradkörper - gegossene Polyurethanbelegung 92° Shore A		P80
	CU	gietijzerenkern - gegoten polyurethaanband - gelaste stalen vork noyau fonte - bandage polyuréthane coulé - chape en acier mécano-soudé cast iron centre - cast polyurethane tyre - welded steel castor Graugussradkörper - Polyurethanbelag - geschweisste Stahlgabel		P82
	CN	gietijzerenwiel - gelaste stalen vork roue fonte - chape en acier mécano-soudé cast iron wheel - welded steel castor Graugussrad - geschweisste Stahlgabel		P83

Medium Industrial

PN nylon

polyamide wielen (nylon)
roues polyamide (nylon)
polyamide wheels (nylon)
Polyamidräder (Nylon)

	mm	mm	mm	mm	kg	Ø	code
WTPN 1002 2000	100	32	50	15	250	10	HAX 151049
WTPN 1252 2000	125	35	50	15	250	10	HAX 151049
WTPN 1503 2000	150	40	60	20	500	13	HAX 201361D
WTPN 1603 2000	160	50	60	20	500	13	HAX 201361D
WTPN 2003 2000	200	50	60	20	500	13	HAX 201361D

WTPN 1002 5100	100	32	50	10	250		
WTPN 1252 5100	125	35	50	10	250		

bolt hole

		mm	mm	mm	mm	mm	kg
JTPN 1005 2000	BTPN 1005 2000	100	12	128	40	134	250
JTPN 1255 2000	BTPN 1255 2000	125	12	155	42,5	134	250
JTPN 1005 5000	BTPN 1005 5000	100	12	128	40	134	250
JTPN 1255 5000	BTPN 1255 5000	125	12	155	42,5	134	250

Medium Industrial

top plate

			mm	mm	mm	mm	mm	mm	mm	kg
JTPN 1002 2100	BTPN 1002 2100	FTPN 1002 2000	100	105 x 88	80 x 60	8,5	128	40	134	250
JTPN 1252 2100	BTPN 1252 2100	FTPN 1252 2000	125	105 x 88	80 x 60	8,5	155	42,5	134	250
JTPN 1253 2100	BTPN 1253 2100	FTPN 1253 2000	125	135 x 110	105 x 75/80	10,5	155	42,5	134	250
JTPN 1503 2100	BTPN 1503 2100	FTPN 1503 2000	150	135 x 110	105 x 75/80	10,5	188	53	160	500
JTPN 1603 2100	BTPN 1603 2100	FTPN 1603 2000	160	135 x 110	105 x 75/80	10,5	193	53	160	500
JTPN 2003 2100	BTPN 2003 2100	FTPN 2003 2000	200	135 x 110	105 x 75/80	10,5	238	53	160	500
JTPN 1002 5100	BTPN 1002 5100	FTPN 1002 5000	100	105 x 88	80 x 60	8,5	128	40	134	250
JTPN 1252 5100	BTPN 1252 5100	FTPN 1252 5000	125	105 x 88	80 x 60	8,5	155	42,5	134	250
JTPN 1253 5100	BTPN 1253 5100	FTPN 1253 5000	125	135 x 110	105 x 75/80	10,5	155	42,5	134	250

- wiel met draadvangkap – enkel voor wielen diameter 100 – 125 mm met rollager
  roue avec pare-fils – uniquement sur roues diamètre 100 – 125 mm avec roulement à rouleaux
  wheel with thread guards – only on roller bearing wheels diameter 100 – 125 mm
  Rad mit Fadenschutz – nur auf Rädern Durchmesser 100 –125 mm mit Rollenlager

CODE: JTPN 1002 210(**1**)

- zwenkwiel met richtingsvastzetting – enkel voor wielen diameter 100 – 125 mm
  roulette avec blocage directionnel – uniquement sur roues diamètre 100 – 125 mm
  swivel castor with directional lock – only on wheels diameter 100 – 125 mm
  Rad mit Richtungsfeststeller – nur auf Rädern Durchmesser 100 –125mm

CODE: (D)TPN 1002 2000

Medium Industrial

PU thermoplastic polyurethane

Wielen met polyamide kern – thermoplastische polyurethaanband 96°Shore A
Roues avec noyau polyamide – bandage en polyuréthane thermoplastique 96°Shore A
Wheels with polyamide core – thermoplastic polyurethane tyre 96°Shore A
Räder mit Polyamideradkörper - Polyurethanbereifung 96°Shore A

	mm	mm	mm	mm	kg	Ø	code
WTPU 1002 2000	100	35	50	15	250	10	HAX 151049
WTPU 1252 2000	125	35	50	15	250	10	HAX 151049
WTPU 1503 2000	150	45	60	20	500	12	HAX 201361D
WTPU 1603 2000	160	40	60	20	500	12	HAX 201361D
WTPU 2003 2000	200	50	60	20	500	12	HAX 201361D

	mm	mm	mm	mm	kg
WTPU 1002 5100	100	35	50	10	250
WTPU 1252 5100	125	35	50	10	250

bolt hole

		mm	mm	mm	mm	mm	kg
JTPU 1005 2000	BTPU 1005 2000	100	12	128	40	134	250
JTPU 1255 2000	BTPU 1255 2000	125	12	155	42,5	134	250
JTPU 1005 5000	BTPU 1005 5000	100	12	128	40	134	250
JTPU 1255 5000	BTPU 1255 5000	125	12	155	42,5	134	250

top plate

			mm	mm	mm	mm	mm	mm	mm	kg
JTPU 1002 2100	BTPU 1002 2100	FTPU 1002 2000	100	105 x 88	80 x 60	8,5	128	40	134	250
JTPU 1252 2100	BTPU 1252 2100	FTPU 1252 2000	125	105 x 88	80 x 60	8,5	155	42,5	134	250
JTPU 1253 2100	BTPU 1253 2100	FTPU 1253 2000	125	135 x 110	105 x 75/80	10,5	155	42,5	134	250
JTPU 1503 2100	BTPU 1503 2100	FTPU 1503 2000	150	135 x 110	105 x 75/80	10,5	188	53	160	500
JTPU 1603 2100	BTPU 1603 2100	FTPU 1603 2000	160	135 x 110	105 x 75/80	10,5	193	53	160	500
JTPU 2003 2100	BTPU 2003 2100	FTPU 2003 2000	200	135 x 110	105 x 75/80	10,5	238	53	160	500
JTPU 1002 5100	BTPU 1002 5100	FTPU 1002 5000	100	105 x 88	80 x 60	8,5	128	40	134	250
JTPU 1252 5100	BTPU 1252 5100	FTPU 1252 5000	125	105 x 88	80 x 60	8,5	155	42,5	134	250
JTPU 1253 5100	BTPU 1253 5100	FTPU 1253 5000	125	135 x 110	105 x 75/80	10,5	155	42,5	134	250

- wiel met draadvangkap – enkel voor wielen diameter 100 – 125 mm met rollager
  roue avec pare-fils – uniquement sur roues diamètre 100 – 125 mm avec roulement à rouleaux
  wheel with thread guards – only on roller bearing wheels diameter 100 – 125 mm
  Rad mit Fadenschutz – nur auf Rädern Durchmesser 100 –125 mm mit Rollenlager

CODE: JTPU 1002 210(**1**)

- zwenkwiel met richtingsvastzetting – enkel voor wielen diameter 100 – 125 mm
  roulette avec blocage directionnel – uniquement sur roues diamètre 100 – 125 mm
  swivel castor with directional lock – only on wheels diameter 100 – 125 mm
  Rad mit Richtungsfeststeller – nur auf Rädern Durchmesser 100 –125mm

CODE: (D)TPU 1002 2000

Medium Industrial

PB blue rubber

Wielen met polyamide kern en gevulkaniseerde blauwe rubber band 70° Shore A
Roues noyau polyamide avec bandage en caoutchouc vulcanisé bleu 70° Shore A
Wheels with polyamide centre and blue vulcanized rubber tyre 70° Shore A
Räder mit Polyamidradkörper und blaue vulkanisierte Gummibereifung 70° Shore A

	mm	mm	mm	mm	kg	Ø	code
WTPB 1002 2000	100	38	50	15	160	10	HAX 151049
WTPB 1252 2000	125	40	50	15	180	10	HAX 151049
WTPB 1503 2000	150	50	60	20	300	12	HAX 201361D
WTPB 1603 2000	160	50	60	20	300	12	HAX 201361D
WTPB 2003 2000	200	50	60	20	450	12	HAX 201361D

WTPB 1002 5100	100	35	50	10	100
WTPB 1252 5100	125	35	50	10	180

bolt hole

		mm	mm	mm	mm	mm	kg
JTPB 1005 2000	BTPB 1005 2000	100	12	128	40	134	160
JTPB 1255 2000	BTPB 1255 2000	125	12	155	42,5	134	180
JTPB 1005 5000	BTPB 1005 5000	100	12	128	40	134	160
JTPB 1255 5000	BTPB 1255 5000	125	12	155	42,5	134	180

Medium Industrial

top plate

			mm	mm	mm	mm	mm	mm	mm	kg
JTPB 1002 2100	BTPB 1002 2100	FTPB 1002 2000	100	105 x 88	80 x 60	8,5	128	40	134	160
JTPB 1252 2100	BTPB 1252 2100	FTPB 1252 2000	125	105 x 88	80 x 60	8,5	155	42,5	134	180
JTPB 1253 2100	BTPB 1253 2100	FTPB 1253 2000	125	135 x 110	105 x 75/80	10,5	155	42,5	134	180
JTPB 1503 2100	BTPB 1503 2100	FTPB 1503 2000	150	135 x 110	105 x 75/80	10,5	188	53	160	300
JTPB 1603 2100	BTPB 1603 2100	FTPB 1603 2000	160	135 x 110	105 x 75/80	10,5	193	53	160	300
JTPB 2003 2100	BTPB 2003 2100	FTPB 2003 2000	200	135 x 110	105 x 75/80	10,5	238	53	160	450
JTPB 1002 5100	BTPB 1002 5100	FTPB 1002 5000	100	105 x 88	80 x 60	8,5	128	40	134	160
JTPB 1252 5100	BTPB 1252 5100	FTPB 1252 5000	125	105 x 88	80 x 60	8,5	155	42,5	134	180
JTPB 1253 5100	BTPB 1253 5100	FTPB 1253 5000	125	135 x 110	105 x 75/80	10,5	155	42,5	134	180

- wiel met draadvangkap – enkel voor wielen diameter 100 – 125 mm met rollager
  roue avec pare-fils – uniquement sur roues diamètre 100 – 125 mm avec roulement à rouleaux
  wheel with thread guards – only for roller bearing wheels diameter 100 – 125 mm
  Rad mit Fadenschutz – nur auf Rädern Durchmesser 100 –125 mm mit Rollenlager

CODE: JTPB 1002 210(1)

- zwenkwiel met richtingsvastzetting – enkel voor wielen diameter 100 – 125 mm met rollager
  roulette avec blocage directionnel – uniquement sur roues diamètre 100 – 125 mm
  swivel castor with directional lock – only with wheels diameter 100 – 125 mm
  Rad mit Richtungsfeststeller – nur auf Rädern Durchmesser 100 –125 mm

CODE: (D)TPB 1002 2000

Medium Industrial

PA

PA polyurethane

Wielen met polyamide kern - gegoten polyurethaanband 92° Shore A – 1 centrale kogellager
Roues avec noyau polyamide - bandage en polyuréthane coulé 92° Shore A - 1 roulement à billes central
Wheels with a polyamide centre - cast polyurethane tyre 92° Shore A – 1 central ball bearing
Polyamidradkörper - gegossener Polyurethan Bereifung 92° Shore A – 1 zentrales Kugellager

	mm	mm	mm	mm	kg
WTPA 1002 5100	100	30	48	10	200
WTPA 1252 5100	125	30	48	10	250

bolt hole



		mm	mm	mm	mm	mm	kg
JTPA 1005 5000	BTPA 1005 5000	100	12	128	40	134	200
JTPA 1255 5000	BTPA 1255 5000	125	12	155	42,5	134	250

top plate

			mm	mm	mm	mm	mm	mm	mm	kg
JTPA 1002 5100	BTPA 1002 5100	FTPA 1002 5000	100	105 x 88	80 x 60	8,5	128	40	134	200
JTPA 1252 5100	BTPA 1252 5100	FTPA 1252 5000	125	105 x 88	80 x 60	8,5	155	42,5	134	250
JTPA 1253 5100	BTPA 1253 5100	FTPA 1253 5000	125	135 x 110	105 x 75/80	10,5	155	42,5	134	250

CO composite wheel

Polypropyleenwiel met rode thermoplastisch rubber dempingsring – 1 centrale kogellager
Roue polypropylène avec anneau insonorisant en caoutchouc thermoplastique rouge – 1 roulement à billes central
Polypropylene wheel with red noise-reducing thermoplastic rubber infill – 1 central ball bearing
Polypropylenrad mit rotem thermoplastischem Gummidämpfungsring – 1 zentrales Kugellager

	mm	mm	mm	mm	kg
WTCO 1002 5100	100	35	50	10	200
WTCO 1252 5100	125	35	50	10	250

bolt hole

		mm	mm	mm	mm	mm	kg
JTCO 1005 5000	BTCO 1005 5000	100	12	128	40	134	200
JTCO 1255 5000	BTCO 1255 5000	125	12	155	42,5	134	250

top plate

			mm	mm	mm	mm	mm	mm	mm	kg
JTCO 1002 5100	BTCO 1002 5100	FTCO1002 5000	100	105 x 88	80 x 60	8,5	128	40	134	200
JTCO 1252 5100	BTCO 1252 5100	FTCO 1252 5000	125	105 x 88	80 x 60	8,5	155	42,5	134	250
JTCO 1253 5100	BTCO 1253 5100	FTCO 1253 5000	125	135 x 110	105 x 75/80	10,5	155	42,5	134	250

Medium Industrial

RB

RB black rubber

Wielen met polyamide kern - zwarte gevulkaniseerde rubberband 65° Shore A - 1 centrale kogellager
Roues avec noyau polyamide - bandage caoutchouc noir vulcanisé 65° Shore A - 1 roulement à billes central
Wheels with a polyamide centre - black vulcanized rubber tyre 65° Shore A - 1 central ball bearing
Räder mit Polyamidradkörper - schwarze vulkanisierte Gummibereifung 65° Shore A - mit 1 zentralem Kugellager

	mm	mm	mm	mm	kg
WTRB 1002 5100	100	35	48	10	150
WTRB 1252 5100	125	35	48	10	200

bolt hole

		mm	mm	mm	mm	mm	kg
JTRB 1005 5000	BTRB 1005 5000	100	12	128	40	134	150
JTRB 1255 5000	BTRB 1255 5000	125	12	155	42,5	134	200

top plate

			mm	mm	mm	mm	mm	mm	mm	kg
JTRB 1002 5100	BTRB 1002 5100	FTRB 1002 5000	100	105 x 88	80 x 60	8,5	128	40	134	150
JTRB 1252 5100	BTRB 1252 5100	FTRB 1252 5000	125	105 x 88	80 x 60	8,5	155	42,5	134	200
JTRB 1253 5100	BTRB 1253 5100	FTRB 1253 5000	125	135 x 110	105 x 75/80	10,5	155	42,5	134	200

RG grey rubber

Wielen met polyamide kern - grijze gevulkaniseerde rubberband 65° Shore A - 1 centrale kogellager
Roues avec noyau polyamide - bandage caoutchouc gris vulcanisé 65° Shore A - 1 roulement à billes central
Wheels with polyamide centre - grey vulcanized rubber tyre 65° Shore A - 1 central ball bearing
Räder mit Polyamidradkörper - graue vulkanisierte Gummibereifung 65°Shore A - mit 1 zentralem Kugellager

	mm	mm	mm	mm	kg
WTRG 1002 5100	100	35	48	10	150
WTRG 1252 5100	125	35	48	10	200

bolt hole

		mm	mm	mm	mm	mm	kg
JTRG 1005 5000	BTRG 1005 5000	100	12	128	40	134	150
JTRG 1255 5000	BTRG 1255 5000	125	12	155	42,5	134	200

top plate



			mm	mm	mm	mm	mm	mm	mm	kg
JTRG 1002 5100	BTRG 1002 5100	FTRG 1002 5000	100	105 x 88	80 x 60	8,5	128	40	134	150
JTRG 1252 5100	BTRG 1252 5100	FTRG 1252 5000	125	105 x 88	80 x 60	8,5	155	42,5	134	200
JTRG 1253 5100	BTRG 1253 5100	FTRG 1253 5000	125	135 x 110	105 x 75/80	10,5	155	42,5	134	200

Medium Industrial

PF Performa

Wielen met polypropyleen kern - Performa® 65° Shore A zie p.54
Roues avec noyau polypropylène - Performa® 65° Shore A voir p.54
Wheels with polypropylene centre - Performa® 65° Shore A see p.54
Räder mit Polypropylenradkörper - Performa® 65° Shore A siehe S.54

Performa®

	mm	mm	mm	mm	kg	Ø	code
WTPF 1002 5100	100	32	50	10	150		
WTPF 1252 5100	125	40	50	10	180		
WTPF 1603 6443	160	50	64	20	250	12	HAX 201361D
WTPF 2003 6443	200	50	64	20	300	12	HAX 201361D

bolt hole

		mm	mm	mm	mm	mm	kg
JTPF 1005 5000	BTPF 1005 5000	100	12	128	40	134	150
JTPF 1255 5000	BTPF 1255 5000	125	12	155	42,5	134	180

Performa®

top plate

				mm	mm	mm	mm	mm	mm	mm	kg
JTPF 1002 5100	BTPF 1002 5100	FTPF 1002 5000		100	105 x 88	80 x 60	8,5	128	40	134	150
JTPF 1252 5100	BTPF 1252 5100	FTPF 1252 5000		125	105 x 88	80 x 60	8,5	155	42,5	134	180
JTPF 1253 5100	BTPF 1253 5100	FTPF 1253 5000		125	135 x 110	105 x 75/80	10,5	155	42,5	134	180
JTPF 1603 6443	BTPF 1603 6443	FTPF 1603 6443		160	135 x 110	105 x 75/80	10,5	193	53	160	250
JTPF 2003 6443	BTPF 2003 6443	FTPF 2003 6443		200	135 x 110	105 x 75/80	10,5	238	53	160	300

- zwenkwiel met richtingsvastzetting – enkel voor wielen diameter 100 – 125 mm
  roulette avec blocage directionnel – uniquement sur roues diamètre 100 – 125 mm
  swivel castor with directional lock – only on wheels diameter 100 – 125 mm
  Rad mit Richtungsfeststeller – nur auf Rädern Durchmesser 100 –125m

CODE: (D)TPF 1005 5100

Medium Industrial

PR Performa blue

Performa®

Wielen met polypropyleen kern – blauwe Performa® 65° Shore A zie p.54
Roues avec noyau polypropylène - Performa® 65° Shore A bleu voir p.54
Wheels with a polypropylene centre – blue Performa® 65° Shore A see p.54
Räder mit Polypropylenradkörper – blauer Performa® 65° Shore A siehe S.54

	mm	mm	mm	mm	kg	Ø	code
WTPR 1002 5100	100	32	50	10	150		
WTPR 1252 5100	125	40	50	10	180		
WTPR 1603 6443	160	50	64	20	250	12	HAX 201361D
WTPR 2003 6443	200	50	64	20	300	12	HAX 201361D

bolt hole

		mm	mm	mm	mm	mm	kg
JTPR 1005 5000	BTPR 1005 5000	100	12	128	40	134	150
JTPR 1255 5000	BTPR 1255 5000	125	12	155	42,5	134	180

Performa®

top plate

				mm	mm	mm	mm	mm	mm	mm	kg
JTPR 1002 5100	BTPR 1002 5100	FTPR 1002 5000		100	105 x 88	80 x 60	8,5	128	40	134	150
JTPR 1252 5100	BTPR 1252 5100	FTPR 1252 5000		125	105 x 88	80 x 60	8,5	155	42,5	134	180
JTPR 1253 5100	BTPR 1253 5100	FTPR 1253 5000		125	135 x 110	105 x 75/80	10,5	155	42,5	134	180
JTPR 1603 6443	BTPR 1603 6443	FTPR 1603 6443		160	135 x 110	105 x 75/80	10,5	193	53	160	250
JTPR 2003 6443	BTPR 2003 6443	FTPR 2003 6443		200	135 x 110	105 x 75/80	10,5	238	53	160	300

- zwenkwiel met richtingsvastzetting – enkel voor wielen diameter 100 – 125 mm
  roulette avec blocage directionnel – uniquement sur roues diamètre 100 – 125 mm
  swivel castor with directional lock – only on wheels diameter 100 – 125 mm
  Rad mit Richtungsfeststeller – nur auf Rädern Durchmesser 100 –125m

CODE: (D)TPR 1005 5100

Medium Industrial

PC antistatic Performa

antistatic Performa®

*Wielen met polypropyleen kern – antistatische **Performa®** 65° Shore A zie p.54*
wielen diameter 100 en 125 mm met 1 centrale roestvaststalen kogellager.
*Roues avec noyau polypropylène - **Performa®** 65° Shore A antistatique voir p.54*
roues diamètre 100 et 125 mm avec 1 roulement à billes inox central.
*Wheels with a polypropylene centre - antistatic **Performa®** 65° Shore A see p.54*
wheels diameter 100 and 125 mm with 1 central stainless steel ball bearing.
*Räder mit Polypropylenradkörper - antistatischer **Performa®** 65° Shore A siehe S.54*
Räder Durchmesser 100 und 125 mm mit 1 zentralem Edelstahlkugellager.

	mm	mm	mm	mm	kg	Ø	code
WTPC 1002 7100	100	32	50	10	150		
WTPC 1252 7100	125	40	50	10	180		

	mm	mm	mm	mm	kg	Ø	code
WTPC 1603 6443	160	50	64	20	250	12	HAX 201361D
WTPC 2003 6443	200	50	64	20	300	12	HAX 201361D

bolt hole

		mm	mm	mm	mm	mm	kg
JTPC 1005 7000	BTPC 1005 7000	100	12	128	40	134	150
JTPC 1255 7000	BTPC 1255 7000	125	12	155	42,5	134	180

antistatic Performa®

top plate



				mm	mm	mm	mm	mm	mm	mm	kg
JTPC 1002 7100	BTPC 1002 7100	FTPC 1002 7000		100	105 x 88	80 x 60	8,5	128	40	134	120
JTPC 1252 7100	BTPC 1252 7100	FTPC 1252 7000		125	105 x 88	80 x 60	8,5	155	42,5	134	150
JTPC 1253 7100	BTPC 1253 7100	FTPC 1253 7000		125	135 x 110	105 x 75/80	10,5	155	42,5	134	150
JTPC 1603 6443	BTPC 1603 6443	FTPC 1603 6443		160	135 x 110	105 x 75/80	10,5	193	53	160	200
JTPC 2003 6443	BTPC 2003 6443	FTPC 2003 6443		200	135 x 110	105 x 75/80	10,5	238	53	160	250

- zwenkwiel met richtingsvastzetting – enkel voor wielen diameter 100 – 125 mm
  roulette avec blocage directionnel – uniquement sur roues diamètre 100 – 125 mm
  swivel castor with directional lock – only on wheels diameter 100 – 125 mm
  Rad mit Richtungsfeststeller – nur auf Rädern Durchmesser 100 –125m

CODE: (D)TPC 1005 5100

Medium Industrial

AB aluminium - rubber

Wielen met aluminiumkern - zwarte gevulkaniseerde rubberband 72° Shore A – 2 standaard kogellagers
Roues avec noyau aluminium - bandage caoutchouc noir vulcanisé 72° Shore A – 2 roulements à billes standards
Wheels with an aluminium centre - black vulcanized rubber tyre 72° Shore A – 2 standard ball bearings
Räder mit Aluminiumradkörper - schwarze vulkanisierte Gummibereifung 72° Shore A – 2 Standard Kugellager

	mm	mm	mm	mm	kg	Ø
WTAB 1002 6150	100	40	50	15	180	10
WTAB 1252 6150	125	38	50	15	200	10
WTAB 1503 6440	150	50	62	20	300	12
WTAB 1603 6440	160	50	62	20	350	12
WTAB 2003 6440	200	50	62	20	450	12

bolt hole

		mm	mm	mm	mm	mm	kg
JTAB 1005 6150	BTAB 1005 6150	100	12	128	40	134	180
JTAB 1255 6150	BTAB 1255 6150	125	12	155	42,5	134	200

Medium Industrial

top plate

			mm	mm	mm	mm	mm	mm	mm	kg
JTAB 1002 6150	BTAB 1002 6150	FTAB 1002 6150	100	105 x 88	80 x 60	8,5	128	40	134	180
JTAB 1252 6150	BTAB 1252 6150	FTAB 1252 6150	125	105 x 88	80 x 60	8,5	155	42,5	134	200
JTAB 1253 6150	BTAB 1253 6150	FTAB 1253 6150	125	135 x 110	105 x 75/80	10,5	155	42,5	134	200
JTAB 1503 6440	BTAB 1503 6440	FTAB 1503 6440	150	135 x 110	105 x 75/80	10,5	188	53	160	300
JTAB 1603 6440	BTAB 1603 6440	FTAB 1603 6440	160	135 x 110	105 x 75/80	10,5	193	53	160	350
JTAB 2003 6440	BTAB 2003 6440	FTAB 2003 6440	200	135 x 110	105 x 75/80	10,5	238	53	160	450

- zwenkwiel met richtingsvastzetting – enkel voor wielen diameter 100 – 125 mm
  roulette avec blocage directionnel – uniquement sur roues diamètre 100 – 125 mm
  swivel castor with directional lock – only on wheels diameter 100 – 125 mm
  Rad mit Richtungsfeststeller – nur auf Rädern Durchmesser 100 –125m

CODE: (D)TAB 1002 6150

Medium Industrial

AU aluminium - polyurethane

Wielen met aluminiumkern - gegoten polyurethaanband 92° Shore A – 2 standaard kogellagers
Roues avec noyau aluminium - bandage en polyuréthane coulé 92° Shore A – 2 roulements à billes standard
Wheels with an aluminium wheel centre - cast polyurethane tyre 92° Shore A – 2 standard ball bearings
Räder mit Aluminiumradkörper - gegossene Polyurethanbereifung 92° Shore A – 2 Standard Kugellager



	mm	mm	mm	mm	kg	Ø
WTAU 1002 6150	100	40	50	15	200	10
WTAU 1252 6150	125	38	50	15	300	10
WTAU 1503 6440	150	50	62	20	550	12
WTAU 1603 6440	160	50	62	20	600	12
WTAU 2003 6440	200	50	62	20	800	12

bolt hole

		mm	mm	mm	mm	mm	kg
JTAU 1005 6150	BTAU 1005 6150	100	12	128	40	134	200
JTAU 1255 6150	BTAU 1255 6150	125	12	155	42,5	134	250

top plate

			mm	mm	mm	mm	mm	mm	mm	kg
JTAU 1002 6150	BTAU 1002 6150	FTAU 1002 6150	100	105 x 88	80 x 60	8,5	128	40	134	200
JTAU 1252 6150	BTAU 1252 6150	FTAU 1252 6150	125	105 x 88	80 x 60	8,5	155	42,5	134	250
JTAU 1253 6150	BTAU 1253 6150	FTAU 1253 6150	125	135 x 110	105 x 75/80	10,5	155	42,5	134	250
JTAU 1503 6440	BTAU 1503 6440	FTAU 1503 6440	150	135 x 110	105 x 75/80	10,5	188	53	160	500
JTAU 1603 6440	BTAU 1603 6440	FTAU 1603 6440	160	135 x 110	105 x 75/80	10,5	193	53	160	500
JTAU 2003 6440	BTAU 2003 6440	FTAU 2003 6440	200	135 x 110	105 x 75/80	10,5	238	53	160	500



- zwenkwiel met richtingsvastzetting – enkel voor wielen diameter 100 – 125 mm
  roulette avec blocage directionnel – uniquement sur roues diamètre 100 – 125 mm
  swivel castor with directional lock – only on wheels diameter 100 – 125 mm
  Rad mit Richtungsfeststeller – nur auf Rädern Durchmesser 100 –125m

CODE: (D)TAU 1002 6150

Medium Industrial

CU

CU cast iron - polyurethane

Wielen met gietijzeren kern en rollager - gegoten polyurethaanband 92° Shore A – vorken in geel gepassiveerd plaatstaal
Roues avec noyau fonte roulement à rouleaux - bandage en polyuréthane coulé 92° Shore A – chapes en tôle d'acier passivé jaune
Wheels with a cast iron centre and roller bearing - cast polyurethane tire 92° Shore A - yellow passivated sheet steel forks
Räder mit Graugussradkörper und Rollenlager- gegossene Polyurethanbereifung 92° Shore A - gelb passiviertes Stahlblechgehäuse

	mm	mm	mm	mm	kg	Ø	code
WRCU 1003 2000	100	45	48	15	300	10	HAX 151049
WRCU 1253 2000	125	45	48	15	325	10	HAX 151049
WRCU 1503 2000	150	45	60	20	600	12	HAX 201362
WRCU 2003 2000	200	51	60	20	600	12	HAX 201362

top plate

			mm	mm	mm	mm	mm	mm	mm	kg
JRCU 1003 2100		FRCU 1003 2100	100	135 x 110	105 x 75/80	10,5	140	33		300
JRCU 1253 2100		FRCU 1253 2100	125	135 x 110	105 x 75/80	10,5	165	40		325
JRCU 1503 2100	BRCU 1503 2100	FRCU 1503 2100	150	135 x 110	105 x 75/80	10,5	190	45	154	600
JRCU 2003 2100	BRCU 2003 2100	FRCU 2003 2100	200	135 x 110	105 x 75/80	10,5	241	54	157	600

CN cast iron

Gietijzeren wielen met rollager – vorken in geel gepassiveerd plaatstaal
Roues en fonte avec roulement à rouleaux – chapes en tôle d'acier passivé jaune
Cast iron wheels with a roller bearing - yellow passivated sheet steel forks
Graugussräder mit Rollenlager - gelb passiviertes Stahlblechgehäuse

	mm	mm	mm	mm	kg	Ø	code
WRCN 1003 2000	100	45	48	15	450	10	HAX 151049
WRCN 1253 2000	125	45	48	15	600	10	HAX 151049
WRCN 1503 2000	150	45	60	20	600	12	HAX 201362
WRCN 2003 2000	200	51	60	20	600	12	HAX 201362

top plate

			mm	mm	mm	mm	mm	mm	mm	kg
JRCN 1003 2100		FRCN 1003 2100	100	135 x 110	105 x 75/80	10,5	140	33		450
JRCN 1253 2100		FRCN 1253 2100	125	135 x 110	105 x 75/80	10,5	165	40		600
JRCN 1503 2100	BRCN 1503 2100	FRCN 1503 2100	150	135 x 110	105 x 75/80	10,5	190	45	154	600
JRCN 2003 2100	BRCN 2003 2100	FRCN 2003 2100	200	135 x 110	105 x 75/80	10,5	241	54	157	600

Intensive Use

Intensive Use

wielen voor intensief industrieel gebruik
wheels and castors for intensive industrial use

roues et roulettes pour usage industriel intensif
Räder für intensiven industriellen Einsatz

JS 2

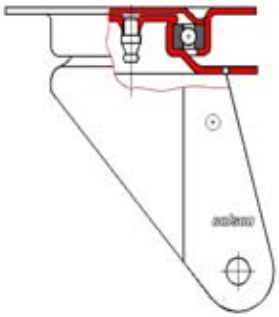

JS zwenkvorken 80 - 100 - 125 mm
zwenkkop met kogellager en smeernippel
vorkbenen in verzinkt plaatstaal dikte 2,5 mm
voor intensief gebruik tot 250 kg
gebruikstemperatuur van -25° tot +80°C
mogelijkheden van -60° tot +300°C
deze vorken zijn ook leverbaar in roestvast staal
zie rubr. roestvaststalen wielen p. 126

chapes pivotantes JS 80 - 100 - 125 mm
platine avec roulement à billes et graisseur
fourche en acier embouti zingué épaisseur 2,5 mm
pour utilisation intensive jusqu'à 250 kg
températures d'utilisation de -25° à +80°C
possibilités de -60° à +300°C
ces chapes sont aussi livrables en acier inox
voir rubrique roulettes inoxydables p. 126

JS swivel forks 80 - 100 - 125 mm
swivel head with ball bearing and grease nipple
forks in zinc-plated sheet steel 2.5 mm
for intensive use upto 250 kg
operating temperature from -25° up to +80°C
possibilities from -60° to +300°C
these forks are also available in stainless steel see stainless steel range p. 126

JS Lenkgabel 80 - 100 - 125 mm
Gabelkopf mit Kugellager und Schmiernippel
Gabelbeine aus verzinkter Stahlplatte 2,5 mm
für intensiven Einsatz bis 250 kg
Betriebstemperatur von -25° bis +80°C
Möglichkeiten von -60° bis +300°C
diese Gabel sind auch in Edelstahl lieferbar siehe Serie Edelstahl Seite 126

JS 3

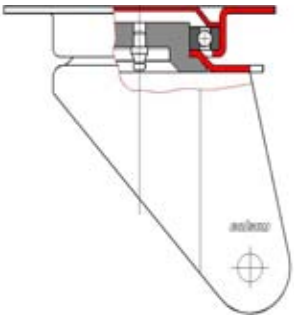

JS zwenkvorken 125 > 250 mm
zwenkkop met kogellager en smeernippel
vol stalen centrale tap
vorkbenen in verzinkt plaatstaal 2,5 // 3 mm
voor intensief gebruik tot 650 kg
gebruikstemperatuur van -25° tot +80°C
diameter 125 - 160 - 200 mm leverbaar in roestvast staal
zie rubriek roestvaststalen wielen p. 126

chapes pivotantes JS 125 > 250 mm
platine avec roulement à billes et graisseur
pivot central en acier plein
fourche en acier embouti zingué 2,5 // 3 mm
pour utilisation intensive jusqu'à 650 kg
températures d'utilisation de -25° à +80°C
diamètres 125 - 160 - 200 mm livrables en acier inoxydable
voir rubrique roulettes inoxydables p. 126

JS swivel forks 125 > 250 mm
swivel head with ball bearing and grease nipple
full steel king pin
fork in zinc-plated sheet steel 2.5 // 3 mm
for intensive use up to 650 kg
operating temperature from -25° up to +80°C
diameter 125 - 160 - 200 mm available in stainless steel
see stainless steel range p. 126

JS Lenkgabel 125 > 200 mm mm
Gabelkopf mit Kugellager und Schmiernippel
Vollstahl-Mittelbolzen
Gabelbeine aus verzinkter Stahlplatte 2,5 // 3 mm
für intensiven Einsatz bis 650 kg
Betriebstemperatur von -25° bis +80°C
Durchmesser 125 - 160 - 200 mm lieferbar in Edelstahl
siehe Serie Edelstahl Seite 126

JB

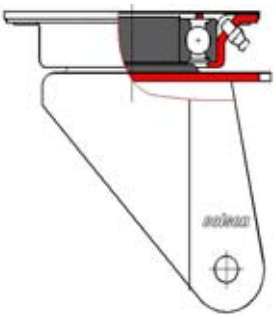

JB zwenkvorken 125 > 250 mm
zwenkkop met kogellager en smeernippel
vol stalen centrale tap
vorkbenen in verzinkt plaatstaal 4 // 5 mm
voor intensief gebruik tot 1000 kg
temperatuur mogelijk van -25° + 80°C

chapes pivotantes JB 125 > 250 mm
platine avec roulement à billes et graisseur
pivot central en acier plein
fourche en acier embouti zingué 4 // 5 mm
pour utilisation intensive jusqu'à 1000 kg
températures d'utilisation de -25 à +80°C

JB swivel forks 125 > 250 mm
swivel head with ball bearing and grease nipple
full steel king pin
fork in zinc-plated sheet steel 4 // 5 mm
for intensive use upto 1000 kg
operating temperature from -25° up to +80°C

JB Lenkgabel 125 > 250 mm
Gabelkopf mit Kugellager und Schmiernippel
Vollstahl-Mittelbolzen
Gabelbeine aus verzinkter Stahlplatte 4 // 5 mm
für intensiven Einsatz bis 1000 kg
Betriebstemperatur von -25° bis +80°C

2 bearing wheels

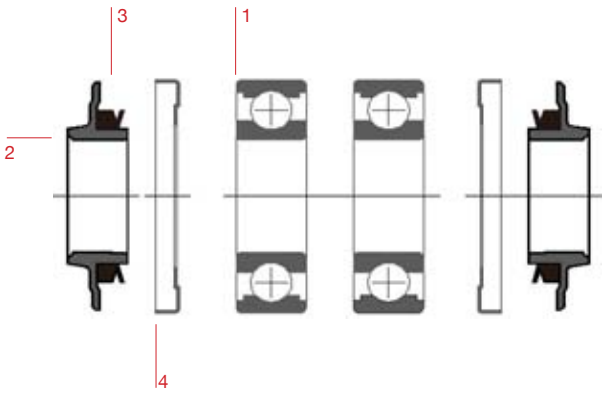

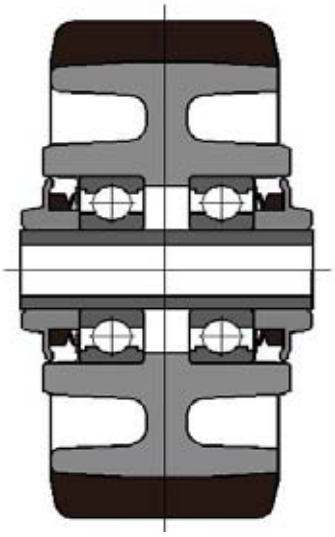

1: *kogellager*
roulements à billes
ballbearing
Kugellager

2: *nylon afdichting*
embout en nylon
nylon hubcap
Nylon Nabenkappe

3: *rubber V-ring*
V-ring caoutchouc
rubber V-ring sealing
Gummi V-Ring Dichtung

4: *inox ring*
anneau inox
stainless steel ring
inox Ring

1 central bearing wheels

wielen met 1 centrale kogellager

1 centrale kogellager met 2RS rubber afdichting

2 naafkappen voor bescherming tegen stof en spat-water - vermijden opname van draden en stukken plastic die het wiel afremmen

wheels with 1 central bearing

1 central ball bearing with 2RS rubber sealing

2 hubcaps to protect the ball bearing against dust and water – rejects floor debris such as wires and plastic pieces that inhibits smooth running

roues avec 1 roulement à billes

1 roulement à billes central avec joints caoutchouc 2RS

2 embouts plastiques protègent contre l'eau et la poussière - plus de problèmes avec les fils et les bouts de plastiques qui freinent la roue

Räder mit 1 zentralem Kugellager

1 zentrales Kugellager mit 2RS Gummidichtung

2 Abdichtungskappen schützen gegen Staub und Spritzwasser – keine Probleme mit Aufnahme von Drähten und Kunststoffstücken die das Rad bremsen

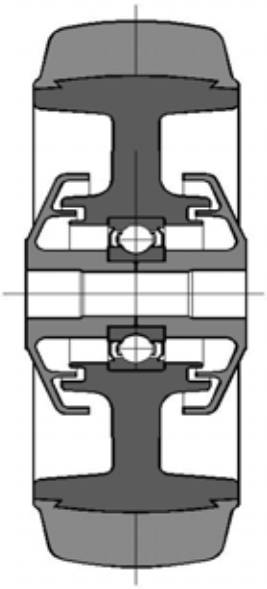

Intensive Use

			bearing	page
	PN	polyamide wielen (nylon) roues polyamide (nylon) polyamide wheels (nylon) Polyamidräder (Nylon)		P92 P90
	PH	polyamide wielen (nylon) roues polyamide (nylon) polyamide wheels (nylon) Polyamidräder (Nylon)		P91
	RN	glasvezel versterkte polyamide wielen roues polyamide renforcées de fibre de verre glass fibre-reinforced polyamide wheels Glasfasererstärkte Polyamidräder		P93
	PU	polyamide kern - gespoten polyurethaan band 96° Shore A noyau polyamide - bandage en polyuréthane injecté 96° Shore A polyamide centre - injected polyurethane tyre 96° Shore A Polyamidradkörper - aufgespritzte Polyurethanbereifung 96° Shore A		P95 P94
	PM	polyamide kern - zwarte rubberband 85°Shore A noyau polyamide - bandage caoutchouc noir 85° Shore A polyamide centre - black rubber tyre 85° Shore A Polyamidradkörper - schwarze Gummibereifung 85° Shore A		P96
	PG	polyamide kern - grijze rubberband 85° Shore A noyau polyamide - bandage caoutchouc gris 85° Shore A polyamide centre - grey rubber tyre 85° Shore A Polyamidradkörper - graue Gummibereifung 85° Shore A		P97
	RG	polyamide kern - grijze gevulkaniseerde rubberband 65° Shore A noyau polyamide - bandage caoutchouc gris vulcanisé 65° Shore A polyamide centre - grey vulcanized rubber tyre 65° Shore A Polyamidradkörper - graue vulkanisierte Gummibereifung 65° Shore A		P99 P98
	RB	polyamide kern - zwarte gevulkaniseerde rubberband 65° Shore A noyau polyamide - bandage caoutchouc noir vulcanisé 65° Shore A polyamide centre - black vulcanized rubber tyre 65° Shore A Polyamidradkörper - schwarze vulkanisierte Gummibereifung 65° Shore A		P101 P100
	TB	polyamide kern - zwarte gevulkaniseerde rubberband 65° Shore A noyau polyamide - bandage caoutchouc noir vulcanisé 65° Shore A polyamide centre - black vulcanized rubber tyre 65° Shore A Polyamidradkörper - schwarze vulkanisierte Gummibereifung 65° Shore A		P102

			bearing	page
	PF	polypropyleen kern - grijze Performa 65° Shore A noyau polypropylène - Performa gris 65° Shore A polypropylene centre - grey Performa 65° Shore A Polypropylenradkörper - grauer Performa 65° Shore A		P103
	PR	polypropyleen kern - blauwe Performa 65° Shore A noyau polypropylène - Performa bleu 65° Shore A polypropylene centre - blue Performa 65° Shore A Polypropylenradkörper - blauer Performa 65° Shore A		P104
	PC	polypropyleen kern - antistatische Performa 65° Shore A noyau polypropylène - Performa antistatique 65° Shore A polypropylene centre - antistatic Performa 65° Shore A Polypropylenradkörper - antistatischer Performa 65° Shore A		P105
	CV	gietijzeren kern - Vulkollan band 92° Shore A noyau en fonte - revêtement en Vulkollan 92° Shore A cast iron centre - cast Vulkollan tyre 92° Shore A Graugussradkörper - Vulkollan Belegung 92° Shore A		P106
	PA	polyamide kern - polyurethaan band 92° Shore A noyau polyamide - revêtement en polyuréthane 96° Shore A polyamide centre - cast polyurethane tyre 96° Shore A Polyamidradkörper - aufgegossene Polyurethanbelegung 96° Shore A		P107
	CN	gietijzeren wielen roues en fonte cast iron wheels Graugussräder		P108
	CP	gietijzeren kern - opgeperste elastische rubberband 68° Shore A noyau en fonte - bandage caoutchouc élastique armé noir 68° Shore A cast iron centre - black elastic rubber pressed-on tyre 68° Shore A Graugussradkörper - aufgepresste schwarze Gummibereifung 68° Shore A		P109
	AU	aluminiumkern - gegoten polyurethaanband 92° Shore A noyau aluminium - bandage en polyuréthane coulé 92° Shore A aluminium wheel centre - cast polyurethane tyre 92° Shore A Aluminiumradkörper - gegossene Polyurethanbelegung 92° Shore A		P110
	AB	aluminiumkern - zwarte gevulkaniseerde rubberband 72° Shore A noyau aluminium - bandage caoutchouc noir vulcanisé 72° Shore A aluminium wheel centre - black vulcanized rubber tyre 72° Shore A Aluminiumradkörper - schwarze vulkanisierte Gummibereifung 72° Shore A		P11
	FN	Fenol wielen roues phénoliques phenolic wheels Phenolharz-Räder		P140

Intensive Use

PN

PN nylon

Polyamide wielen met 2 afgedichte kogellagers - temeratuur van -30°C tot 110°C
Roues polyamide avec 2 roulements à billes étanches - température: de -30°C à 110°C
Polyamide wheels with 2 sealed ball bearings - temperature range from -30°C till 110°C
Polyamidräder mit 2 abgedichteten Kugellager - Temperatur von -30°C bis 110°C



	mm	mm	mm	mm	kg	Ø	code
WHPN 1002 6123	100	35	45	12	250	8	HAX 120845
WHPN 1252 6123	125	35	45	12	340	8	HAX 120845
WHPN 1603 6443	160	50	64	20	625	12	HAX 201364
WHPN 1603 6553/N=60	160	50	60	25	625		
WHPN 1603 6553	160	50	64	25	625		
WHPN 2003 6443	200	50	64	20	780	12	HAX 201364
WHPN 2003 6553/N=60	200	50	60	25	780		
WHPN 2003 6553	200	50	64	25	780		
WHPN 2503 6443	250	50	64	20	1000	12	HAX 201364
WHPN 2503 6553/N=60	250	50	60	25	1000		
WHPN 2503 6553	250	50	64	25	1000		

			mm	mm	mm	mm	mm	mm	mm	kg
JSPN 1002 6123	JSPN 1002 6123/B	FSPN 1002 6123	100	105 x 85	80 x 60	9	130	40	120	250
JSPN 1252 6123	JSPN 1252 6123/B	FSPN 1252 6123	125	105 x 85	80 x 60	9	160	45	120	250
JSPN 1603 6443	JSPN 1603 6443/B	FSPN 1603 6443	160	135 x 112	105 x 75/80	11	195	55	145	625
JSPN 2003 6443	JSPN 2003 6443/B	FSPN 2003 6443	200	135 x 112	105 x 75/80	11	235	60	145	650
JBPN 2003 6443	JBPN 2003 6443/B	FSPN 2003 6443	200	135 x 112	105 x 75/80	11	235	60	145	780
JBPN 2503 6443	JBPN 2503 6443/B	FSPN 2503 6443	250	135 x 112	105 x 75/80	11	290	65	145	1000

PH heavy duty nylon

zwaarlast polyamide wielen PA 6 met 2 afgedichte kogellagers
roues polyamide fortes charges PA 6 avec 2 roulements à billes étanches
Heavy-duty polyamide wheels PA 6 with 2 sealed ball bearings
Schwerlast Polyamidräder PA 6 mit 2 abgedichteten Kugellager

	mm	mm	mm	kg	mm	Ø	code
WHPH 1253 6443	125	50	64	20	1250	12	HAX 201364
WHPH 1253 6553/N=60	125	50	60	25	1250		
WHPH 1253 6553	125	50	64	25	1250		
WHPH 1603 6443	160	50	64	20	1600	12	HAX 201364
WHPH 1603 6553	160	50	64	25	1600		
WHPH 1603 6553/N=60	160	50	60	25	1600		
WHPH 2003 6443	200	50	64	20	2000	12	HAX 201364
WHPH 2003 6553	200	50	64	25	2000		
WHPH 2003 6553/N=60	160	50	60	25	2000		
WHPH 2503 6443	250	50	64	20	2500	12	HAX 201364
WHPH 2503 6553/N=60	250	50	60	25	2500		
WHPH 2503 6553	250	50	64	25	2500		

			mm	mm	mm	mm	mm	mm	mm	kg
JBPH 1253 6443	JBPH 1253 6443/B	FSPH 1253 6443	125	135 x 112	105 x 75/80	11	160	50	145	1000
JBPH 1603 6443	JBPH 1603 6443/B	FSPH 1603 6443	160	135 x 112	105 x 75/80	11	195	55	145	1000
JBPH 2003 6443	JBPH 2003 6443/B	FSPH 2003 6443	200	135 x 112	105 x 75/80	11	235	60	145	1000
JBPH 2503 6443	JBPH 2503 6443/B	FSPH 2503 6443	250	135 x 112	105 x 75/80	11	290	65	145	1000

Intensive Use

PN

PN nylon 1 bearing

Polyamide wielen met 1 centrale kogellager voor toepassingen van -45° tot +80°C

Polyamide wheels with 1 central ball bearing for applications from -45° to +80°C

Roues en polyamide avec 1 roulement à billes central pour utilisations de -45° à +80°C

Polyamidräder mit 1 zentralem Kugellager Für Anwendungen von -45° bis +80°C

	mm	mm	mm	mm	kg
WHPN 0802 5080	80	35	45	8	175
WHPN 1002 5080	100	32	45	8	250
WHPN 1252 5080	125	35	45	8	250

*Ook leverbaar met **1 roestvast stalen kogellager** – zie **p.129***
*Également livrable avec **1 roulement à billes inox** – voir **p.129***
*Also available with **1 stainless steel ball bearing** – see **p.129***
*Auch lieferbar mit **1 Edelstahl Kugellager** – siehe **S.129***

			mm	mm	mm	mm	mm	mm	mm	kg
JSPN 0802 5000	JSPN 0802 5000/B	FSPN 0802 5000	80	105 x 85	80 x 60	9	110	35	120	175
JSPN 1002 5000	JSPN 1002 5000/B	FSPN 1002 5000	100	105 x 85	80 x 60	9	130	40	120	250
JSPN 1252 5000	JSPN 1252 5000/B	FSPN 1252 5000	125	105 x 85	80 x 60	9	160	45	120	250

Intensive Use

RN glass fiber nylon

glasvezelversterkte polyamide wielen voor temperaturen van -30° tot + 130°C met 2 afgedichte kogellagers
roues polyamide renforcées de fibre de verre pour températures de -30° jusqu'à +130°C avec 2 roulements à billes étanches
glass fiber-reinforced polyamide wheels for temperatures from -30° up to +130°C with 2 sealed ball bearings
Glasfasererstärkte Polyamidräder für Temperaturen von -30° bis +130°C mit 2 abgedichteten Kugellager

	mm	mm	mm	mm	kg	Ø	code
WHRN 0803 6153	80	28	45	15	175	8	HAX 150845
WHRN 1003 6153	100	35	45	15	250	8	HAX 150845
WHRN 1253 6443	125	50	64	20	490	12	HAX 201364
WHRN 1253 6553/N=60	125	50	60	25	490		
WHRN 1253 6553	125	50	64	25	490		
WHRN 1603 6443	160	50	64	20	625	12	HAX 201364
WHPN 1603 6553/N=60	160	50	60	25	625		
WHRN 1603 6553	160	50	64	25	625		
WHRN 2003 6443	200	50	64	20	650	12	HAX 201364
WHRN 2003 6553/N=60	200	50	60	25	650		
WHRN 2003 6553	200	50	64	25	650		

			mm	mm	mm	mm	mm	mm	mm	kg
JSRN 0803 6153	JSRN 0803 6153/B	FSRN 0803 6153	80	105 x 85	80 x 60	9	110	35	120	175
JSRN 1003 6153	JSRN 1003 6153/B	FSRN 1003 6153	100	105 x 85	80 x 60	9	130	40	120	250
JSRN 1253 6443	JSRN 1253 6443/B	FSRN 1253 6443	125	135 x 112	105 x 75/80	11	160	50	145	490
JSRN 1603 6443	JSRN 1603 6443/B	FSRN 1603 6443	160	135 x 112	105 x 75/80	11	195	55	145	625
JSRN 2003 6443	JSRN 2003 6443/B	FSRN 2003 6443	200	135 x 112	105 x 75/80	11	235	60	145	650

*Speciale uitvoeringen voor de **vleesverwerkende industrie***
*Modèles spéciaux pour utilisations dans **l'industrie des salaisons***

*Special versions for applications in the **meat processing industry***
*Spezielle Ausführungen für Anwendungen in der **Fleisch-Verwertungsindustrie***

Intensive Use

PU

PU nylon

wielen met polyamide kern - gespoten polyurethaan band 96° Shore A - met 2 afgedichte kogellagers
roues avec noyau polyamide - bandage en polyuréthane injecté 96° Shore A - avec 2 roulements à billes étanches
wheels with a polyamide centre - injected polyurethane tyre 96° Shore A - with 2 sealed ball bearings
Räder mit Polyamidradkörper – aufgespritzte Polyurethanbereifung 96° Shore A - 2 abgedichteten Kugellager

	mm	mm	mm	mm	kg	Ø	code
WHPU 1002 6123	100	35	45	12	180	8	HAX 120845
WHPU 1252 6123	125	35	45	12	225	8	HAX 120845
WHPU 1253 6443	125	50	64	20	320	12	HAX 201364
WHPU 1253 6553/N=60	125	50	60	25	320		
WHPU 1253 6553	125	50	64	25	320		
WHPU 1603 6443	160	50	64	20	410	12	HAX 201364
WHPU 1603 6553/N=60	160	50	60	25	410		
WHPU 1603 6553	160	50	64	25	410		
WHPU 2003 6443	200	50	64	20	515	12	HAX 201364
WHPU 2003 6553/N=60	200	50	60	25	515		
WHPU 2003 6553	200	50	64	25	515		

			mm	mm	mm	mm	mm	mm	mm	kg
JSPU 1002 6123	JSPU 1002 6123/B	FSPU 1002 6123	100	105x85	80x60	9	130	40	120	180
JSPU 1252 6123	JSPU 1252 6123/B	FSPU 1252 6123	125	105x85	80x60	9	160	45	120	225
JSPU 1253 6443	JSPU 1253 6443/B	FSPU 1253 6443	125	135x112	105x75/80	11	160	50	145	320
JSPU 1603 6443	JSPU 1603 6443/B	FSPU 1603 6443	160	135x112	105x75/80	11	195	55	145	410
JSPU 2003 6443	JSPU 2003 6443/B	FSPU 2003 6443	200	135x112	105x75/80	11	235	60	145	515

PU nylon 1 bearing

Wielen met polyamide kern - gespoten polyurethaan band 95° Shore A - 1 centrale kogellager
Roues avec noyau polyamide - bandage en polyuréthanne injecté 95° Shore A - 1 roulement à billes central
Wheels with a polyamide centre - injected polyurethane tyre 95° Shore A - 1 central ball bearing
Räder mit Polyamidradkörper - aufgespritzte Polyurethanbereifung 95° Shore A - 1 zentrales Kugellager

	mm	mm	mm	mm	kg
WHPU 0802 5080	80	35	45	8	175
WHPU 1002 5080	100	32	45	8	250
WHPU 1252 5080	125	35	45	8	250

*Ook leverbaar met **1 roestvast stalen lager** – zie **p.131***
*Également livrable avec **1 roulement à billes inox** – voir **p.131***
*Also available with **1 stainless steel ball bearing** – see **p.131***
*Auch lieferbar mit **1 Niro Kugellager** – siehe **S.131***

			mm	mm	mm	mm	mm	mm	mm	kg
JSPU 0802 5000	JSPU 0802 5000/B	FSPU 0802 5000	80	105x85	80x60	9	110	35	120	175
JSPU 1002 5000	JSPU 1002 5000/B	FSPU 1002 5000	100	105x85	80x60	9	130	40	120	250
JSPU 1252 5000	JSPU 1252 5000/B	FSPU 1252 5000	125	105x85	80x60	9	160	45	120	250

Intensive Use

PM

PM black rubber

Wielen met polyamide kern - zwarte rubberband 85° Shore A - 2 afgedichte kogellagers
Roues avec noyau polyamide - bandage caoutchouc noir 85° Shore A - 2 roulements à billes étanches
Wheels with a polyamide centre - black rubber tyre 85° Shore A - 2 sealed ball bearings
Räder mit Polyamidradkörper - schwarze Gummibereifung 85° Shore A - 2 abgedichtete Kugellager

	mm	mm	mm	mm	kg	Ø	code
WHPM 0802 6121	80	25	45	12	50	8	HAX 120845
WHPM 1002 6151	100	30	45	15	80	8	HAX 150845
WHPM 1252 6151	125	38	45	15	120	8	HAX 150845
WHPM 1602 6441	160	40	64	20	175	12	HAX 201364
WHPM 1602 6551/N=60	160	40	60	25	175		
WHPM 1602 6551	160	40	64	25	175		
WHPM 2002 6441	200	50	64	20	270	12	HAX 201364
WHPM 2002 6551/N=60	200	50	60	25	270		
WHPM 2002 6551	200	50	64	25	270		
WHPM 2502 6441	250	50	64	20	340	12	HAX 201364
WHPM 2502 6551/N=60	250	50	60	25	340		
WHPM 2502 6551	250	50	64	25	340		

			mm	mm	mm	mm	mm	mm	mm	kg
JSPM 0802 6151	JSPM 0802 6151/B	FSPM 0802 6151	80	105x85	80x60	9	110	35	120	50
JSPM 1002 6151	JSPM 1002 6151/B	FSPM 1002 6151	100	105x85	80x60	9	130	40	120	80
JSPM 1252 6151	JSPM 1252 6151/B	FSPM 1252 6151	125	105x85	80x60	9	160	50	120	120
JSPM 1602 6441	JSPM 1602 6441/B	FSPM 1602 6441	160	135x112	105x75/80	11	195	55	145	175
JSPM 2002 6441	JSPM 2002 6441/B	FSPM 2002 6441	200	135x112	105x75/80	11	235	60	145	270
JSPM 2502 6441	JSPM 2502 6441/B	FSPM 2502 6441	250	135x112	105x75/80	11	290	65	145	340

Intensive Use

PG grey rubber

wielen met polyamide kern - grijze rubberband 85° Shore A – 2 afgedichte kogellagers
roues avec noyau polyamide - bandage caoutchouc gris 85° Shore A – 2 roulements à billes étanches
Wheels with a polyamide centre - grey rubber tyre 85° Shore A – 2 sealed ball bearings
Räder mit Polyamidradkörper - graue Gummibereifung 85° Shore A – 2 abgedichtete Kugellager



	mm	mm	mm	mm	kg	Ø	code
WHPG 0802 6123	80	25	45	12	50	8	HAX 120845
WHPG 1002 6153	100	30	45	15	80	8	HAX 150845
WHPG 1252 6153	125	38	45	15	120	8	HAX 150845
WHPG 1602 6443	160	40	64	20	175	12	HAX 201364
WHPG 1602 6553/N=60	160	40	60	25	175		
WHPG 1602 6553	160	40	64	25	175		
WHPG 2002 6443	200	50	64	20	270	12	HAX 201364
WHPG 2002 6553/N=60	200	50	60	25	270		
WHPG 2002 6553	200	50	64	25	270		
WHPG 2502 6443	250	50	64	20	340	12	HAX 201364
WHPG 2502 6553/N=60	250	50	60	25	340		
WHPG 2502 6553	250	50	64	25	340		

			mm	mm	mm	mm	mm	mm	mm	kg
JSPG 0802 6123	JSPG 0802 6123/B	FSPG 0802 6123	80	105x85	80x60	9	110	35	120	50
JSPG 1002 6153	JSPG 1002 6153/B	FSPG 1002 6153	100	105x85	80x60	9	130	40	120	80
JSPG 1252 6153	JSPG 1252 6153/B	FSPG 1252 6153	125	105x85	80x60	9	160	50	120	120
JSPG 1602 6443	JSPG 1602 6443/B	FSPG 1602 6443	160	135x112	105x75/80	11	195	55	145	175
JSPG 2002 6443	JSPG 2002 6443/B	FSPG 2002 6443	200	135x112	105x75/80	11	235	60	145	270
JSPG 2502 6443	JSPG 2502 6443/B	FSPG 2502 6443	250	135x112	105x75/80	11	290	65	145	340

Intensive Use

RG

RG grey rubber

*Wielen met glasvezelversterkte polyamide kern - grijze gevulkaniseerde **Continental®** rubberband 65° Shore A – 2 afgedichte kogellagers*
*Roues avec noyau en polyamide renforcé de fibre de verre - bandage en caoutchouc **Continental®** vulcanisé gris 65° Shore A – 2 roulements à billes étanches*
*Wheels with a glass fibre-reinforced polyamide core – vulcanized grey **Continental®** rubber tyre 65° Shore A – 2 sealed ball bearings*
*Räder mit Glasfaserverstärktem Polyamidradkörper - graue vulkanisierte **Continental®** Gummibereifung 65° Shore A – 2 abgedichtete Kugellager*

	mm	mm	mm	mm	kg	Ø	code
WHRG 1002 6123	100	40	45	12	150	8	HAX 120845
WHRG 1252 6153	125	40	45	15	200	8	HAX 150845
WHRG 1603 6443	160	50	64	20	300	12	HAX 201364
WHRG 1603 6553/N=60	160	50	60	20	300		
WHRG 1603 6553	160	50	64	20	300		
WHRG 2003 6443	200	50	64	20	380	12	HAX 201364
WHRG 2003 6553/N=60	200	50	60	25	380		
WHRG 2003 6553	200	50	64	25	380		
WHRG 2503 6443	250	50	64	20	475	12	HAX 201364
WHRG 2503 6553/N=60	250	50	60	25	475		
WHRG 2503 6553	250	50	64	25	475		

			mm	mm	mm	mm	mm	mm	mm	kg
JSRG 1002 6123	JSRG 1002 6123/B	FSRG 1002 6123	100	105x85	80x60	9	130	40	120	150
JSRG 1252 6153	JSRG 1252 6153/B	FSRG 1252 6153	125	105x85	80x60	9	160	50	120	200
JSRG 1603 6443	JSRG 1603 6443/B	FSRG 1603 6443	160	135x112	105x75/80	11	195	55	145	300
JSRG 2003 6443	JSRG 2003 6443/B	FSRG 2003 6443	200	135x112	105x75/80	11	235	60	145	380
JSRG 2503 6443	JSRG 2503 6443/B	FSRG 2503 6443	250	135x112	105x75/80	11	290	65	145	475

RG grey rubber 1 bearing

Wielen met polyamide kern - zwarte gevulkaniseerde rubberband 65° Shore A - 1 centrale kogellager
Roues avec noyau polyamide - bandage caoutchouc noir vulcanisé 65° Shore A - 1 roulement à billes central
Wheels with a polyamide centre - black vulcanized rubber tyre 65° Shore A - 1 central ball bearing
Räder mit Polyamidradkörper - schwarze aufvulkanisierte Gummibereifung 65° Shore A - mit 1 zentralem Kugellager



	mm	mm	mm	mm	kg
WHRG 0802 5080	80	35	45	8	150
WHRG 1002 5080	100	35	45	8	150
WHRG 1252 5080	125	35	45	8	200

			mm	mm	mm	mm	mm	mm	mm	kg
JSRG 0802 5000	JSRG 0802 5000/B	FSRG 0802 5000	80	105x85	80x60	9	110	35	120	150
JSRG 1002 5000	JSRG 1002 5000/B	FSRG 1002 5000	100	105x85	80x60	9	130	40	120	150
JSRG 1252 5000	JSRG 1252 5000/B	FSRG 1252 5000	125	105x85	80x60	9	160	45	120	200

Intensive Use

RB

RB black rubber

Wielen met glasvezelversterkte polyamide kern -
*zwarte gevulkaniseerde **Continental®** rubberband 65° Shore A – 2 afgedichte kogellagers*
Roues avec noyau en polyamide renforcé de fibre de verre -
*bandage en caoutchouc **Continental®** vulcanisé noir 65° Shore A – 2 roulements à billes étanches*
Wheels with a glass fibre-reinforced polyamide centre –
*vulcanized black **Continental®** rubber tyre 65° Shore A – 2 sealed ball bearings*
Räder mit Glasfaserverstärktem Polyamidradkörper -
*schwarze vulkanisierte **Continental®** Gummibereifung 65° Shore A – 2 abgedichtete Kugellager*



	mm	mm	mm	mm	kg	Ø	code
WHRB 1002 6123	100	40	45	12	150	8	HAX 120845
WHRB 1252 6153	125	40	45	15	200	8	HAX 150845
WHRB 1603 6443	160	50	64	20	300	12	HAX 201364
WHRB 1603 6553/N=60	160	50	60	20	300		
WHRB 1603 6553	160	50	64	20	300		
WHRB 2003 6443	200	50	64	20	380	12	HAX 201364
WHRB 2003 6553/N=60	200	50	60	25	380		
WHRB 2003 6553	200	50	64	25	380		
WHRB 2503 6443	250	50	64	20	475	12	HAX 201364
WHRB 2503 6553/N=60	250	50	60	25	475		
WHRB 2503 6553	250	50	64	25	475		

			mm	mm	mm	mm	mm	mm	mm	kg
JSRB 1002 6123	JSRB 1002 6123/B	FSRB 1002 6123	100	105x85	80x60	9	130	40	120	150
JSRB 1252 6153	JSRB 1252 6153/B	FSRB 1252 6153	125	105x85	80x60	9	160	50	120	200
JSRB 1603 6443	JSRB 1603 6443/B	FSRB 1603 6443	160	135x112	105x75/80	11	195	55	145	300
JSRB 2003 6443	JSRB 2003 6443/B	FSRB 2003 6443	200	135x112	105x75/80	11	235	60	145	380
JSRB 2503 6443	JSRB 2503 6443/B	FSRB 2503 6443	250	135x112	105x75/80	11	290	65	145	475

RB black rubber 1 bearing

Wielen met polyamide kern - zwarte gevulkaniseerde rubberband 65° Shore A - 1 centrale kogellager
Roues avec noyau polyamide - bandage caoutchouc noir vulcanisé 65° Shore A - 1 roulement à billes central
Wheels with a polyamide centre - black vulcanized rubber tyre 65° Shore A - 1 central ball bearing
Räder mit Polyamidradkörper - schwarzer aufvulkanisierter Gummibereifung 65° Shore A - mit 1 zentralem Kugellager

	mm	mm	mm	mm	kg
WHRB 0802 5080	80	35	45	8	150
WHRB 1002 5080	100	35	45	8	150
WHRB 1252 5080	125	35	45	8	200

			mm	mm	mm	mm	mm	mm	mm	kg
JSRB 0802 5000	JSRB 0802 5000/B	FSRB 0802 5000	80	105x85	80x60	9	110	35	120	150
JSRB 1002 5000	JSRB 1002 5000/B	FSRB 1002 5000	100	105x85	80x60	9	130	40	120	150
JSRB 1252 5000	JSRB 1252 5000/B	FSRB 1252 5000	125	105x85	80x60	9	160	45	120	200

Intensive Use

TB

TB black rubber

Wielen met glasvezelversterkte polyamide naafbus -
*zwarte opgevulkaniseerde **Continental®** rubberband 65° Shore A – 2 afgedichte kogellagers*
Roues avec moyeu en polyamide renforcé de fibre de verre -
*bandage en caoutchouc **Continental®** vulcanisé noir 65° Shore A – 2 roulements à billes étanches*
Wheels with glass fibre-reinforced polyamide central bush –
*vulcanized black **Continental®** rubber tyre 65° Shore A – 2 sealed ball bearings*
Räder mit Glasfaserverstärkter Polyamid Nabenbuchse -
*schwarze vulkanisierte **Continental®** Gummibereifung 65° Shore A – 2 abgedichtete Kugellager*

	mm	mm	mm	mm	kg	Ø	code
WHTB 0803 6153	80	40	45	15	110	8	HAX 150845
WHTB 1003 6153	100	40	45	15	140	8	HAX 150845
WHTB 1253 6443	125	50	64	20	240	12	HAX 201364
WHTB 1253 6553/N=60	125	50	60	25	240		
WHTB 1253 6553	125	50	64	25	240		



			mm	mm	mm	mm	mm	mm	mm	kg
JSTB 0803 6153	JSTB 0803 6153/B	FSTB 0803 6153	80	105x85	80x60	9	110	35	120	110
JSTB 1003 6153	JSTB 1003 6153/B	FSTB 1003 6153	100	105x85	80x60	9	130	40	120	140
JSTB 1253 6443	JSTB 1253 6443/B	FSTB 1253 6443	125	135x112	105x75/80	11	160	50	145	240

Intensive Use

PF Performa

*Wielen met polypropyleen kern - **Performa®** 65°Shore A zie **p.54***
*Roues avec noyau polypropylène - **Performa®** 65°Shore A voir **p.54***
*Wheels with a polypropylene centre - **Performa®** 65°Shore A see **p.54***
*Räder mit Polypropylenradkörper - **Performa®** 65°Sh A siehe **S.54***

Performa®



	mm	mm	mm	mm	kg	Ø	code
WHPF 0802 5080	80	32	45	8	120		
WHPF 1002 5080	100	32	45	8	150		
WHPF 1252 5080	125	40	45	8	180		



	mm	mm	mm	mm	kg	Ø	code
WHPF 1603 6443	160	50	64	20	250	12	HAX 201364
WHPF 1603 6553	160	50	64	25	250		
WHPF 1603 6553/N=60	160	50	60	25	250		
WHPF 2003 6443	200	50	64	20	300	12	HAX 201364
WHPF 2003 6553	200	50	64	25	300		
WHPF 2003 6553/N=60	200	50	60	25	300		

			mm	mm	mm	mm	mm	mm	mm	kg
JSPF 0802 5000	JSPF 0802 5000/B	FSPF 0802 5000	80	105x85	80x60	9	110	35	120	120
JSPF 1002 5000	JSPF 1002 5000/B	FSPF 1002 5000	100	105x85	80x60	9	130	40	120	150
JSPF 1252 5000	JSPF 1252 5000/B	FSPF 1252 5000	125	105x85	80x60	9	160	50	120	180
JSPF 1603 6443	JSPF 1603 6443/B	FSPF 1603 6443	160	135x112	105x75/80	11	195	55	145	250
JSPF 2003 6443	JSPF 2003 6443/B	FSPF 2003 6443	200	135x112	105x75/80	11	235	60	145	300

Intensive Use

PR

PR blue Performa

*Wielen met polypropyleen kern – blauwe **Performa®** 65° Shore A zie p.42*
*Roues avec noyau polypropylène - **Performa®** 65° Shore A bleu voir p.42*
*Wheels with a polypropylene centre – blue **Performa®** 65° Shore A see p.42*
*Räder mit Polypropylenradkörper – blauer **Performa®** 65° Shore A siehe S.42*

Performa®





	mm	mm	mm	mm	kg	Ø	code
WHPR 0802 5080	80	32	45	8	120		
WHPR 1002 5080	100	32	45	8	150		
WHPR 1252 5080	125	40	45	8	180		
WHPR 1603 6443	160	50	64	20	250	12	HAX 201364
WHPR 1603 6553	160	50	64	25	250		
WHPR 1603 6553/N=60	160	50	60	25	250		
WHPR 2003 6443	200	50	64	20	300	12	HAX 201364
WHPR 2003 6553	200	50	64	25	300		
WHPR 2003 6553/N=60	200	50	60	25	300		

			mm	mm	mm	mm	mm	mm	mm	kg
JSPR 0802 5000	JSPR 0802 5000/B	FSPR 0802 5000	80	105x85	80x60	9	110	35	120	120
JSPR 1002 5000	JSPR 1002 5000/B	FSPR 1002 5000	100	105x85	80x60	9	130	40	120	150
JSPR 1252 5000	JSPR 1252 5000/B	FSPR 1252 5000	125	105x85	80x60	9	160	50	120	180
JSPR 1603 6443	JSPR 1603 6443/B	FSPR 1603 6443	160	135x112	105x75/80	11	195	55	145	250
JSPR 2003 6443	JSPR 2003 6443/B	FSPR 2003 6443	200	135x112	105x75/80	11	235	60	145	300

Intensive Use

PC antistatic Performa

*Wielen met polypropyleen kern – antistatische **Performa®** 65° Shore A zie p.42*
wielen diameter 100 en 125 mm met 1 centrale roestvaststalen kogellager
*Roues avec noyau polypropylène - **Performa®** 65° Shore A antistatique voir p.42*
roues diamètre 100 et 125 mm avec 1 roulement à billes inox central
*Wheels with a polypropylene centre - antistatic **Performa®** 65° Shore A see p.42*
wheels diameter 100 and 125 mm with 1 central stainless steel ball bearing
*Räder mit Polypropylenradkörper - antistatischer **Performa®** 65° Shore A siehe S.42*

antistatic Performa®

	mm	mm	mm	mm	kg	Ø	code
WHPC 0802 7080	80	32	45	8	80		
WHPC 1002 7080	100	32	45	8	120		
WHPC 1252 7080	125	40	45	8	150		



WHPC 1603 6443	160	50	64	20	200	12	HAX 201364
WHPC 1603 6553	160	50	64	25	200		
WHPC 1603 6553/N= 60	160	50	60	25	200		
WHPC 2003 6443	200	50	64	20	250	12	HAX 201364
WHPC 2003 6553	200	50	64	25	250		
WHPC 2003 6553/N= 60	200	50	60	25	250		

			mm	mm	mm	mm	mm	mm	mm	kg
JSPC 0802 7000	JSPC 0802 7000/B	FSPC 0802 7000	80	105x85	80x60	9	110	35	120	80
JSPC 1002 7000	JSPC 1002 7000/B	FSPC 1002 7000	100	105x85	80x60	9	130	40	120	120
JSPC 1252 7000	JSPC 1252 7000/B	FSPC 1252 7000	125	105x85	80x60	9	160	50	120	150
JSPC 1603 6443	JSPC 1603 6443/B	FSPC 1603 6443	160	135x112	105x75/80	11	195	55	145	200
JSPC 2003 6443	JSPC 2003 6443/B	FSPC 2003 6443	200	135x112	105x75/80	11	235	60	145	250

Intensive Use

CV

CV Vulkollan®

*Wielen met gietijzeren kern - **Vulkollan®** bekleding 92° Shore A – 2 afgedichte kogellagers*
*Roues avec noyau en fonte - revêtement en **Vulkollan®** 92° Shore A – avec 2 roulements à billes étanches*
*Wheels with a cast iron core - **Vulkollan®** tyre 92° Shore A – with 2 sealed ball bearings*
*Räder mit Graugussradkörper - **Vulkollan®** Bereifung 92° Shore A – 2 abgedichtete Kugellager*

	mm	mm	mm	mm	kg	Ø	code
WHCV 0803 6151	80	30	45	15	180	8	HAX 150845
WHCV 1003 6153	100	40	45	15	250	8	HAX 150845
WHCV 1253 6443	125	50	64	20	480	12	HAX 201364
WHCV 1253 6553/N=60	125	50	60	25	480		
WHCV 1253 6553	125	50	64	25	480		
WHCV 1603 6443	160	50	64	20	600	12	HAX 201364
WHCV 1603 6553/N=60	160	50	60	25	600		
WHCV 1603 6553	160	50	64	25	600		
WHCV 2003 6443	200	50	64	20	750	12	HAX 201364
WHCV 2003 6553/N=60	200	50	60	25	750		
WHCV 2003 6553	200	50	64	25	750		
WHCV 2503 6443	250	50	64	20	1000	12	HAX 201364
WHCV 2503 6553/N=60	250	50	60	25	1000		
WHCV 2503 6553	250	50	64	25	1000		
WHCV 3103 6662	310	65	78	30	1500	16	HAX 301678
WHCV 3503 6662	350	70	78	30	1800	16	HAX 301678
WHCV 4003 6662	400	70	78	30	2100	16	HAX 301678

			mm	mm	mm	mm	mm	mm	mm	kg
JSCV 0803 6151	JSCV 0803 6151/B	FSCV 0803 6151	80	105x85	80x60	9	110	35	120	180
JSCV 1003 6153	JSCV 1003 6153/B	FSCV 1003 6153	100	105x85	80x60	9	130	40	120	250
JBCV 1253 6443	JBCV 1253 6443/B	FSCV 1253 6443	125	135x112	105x75/80	11	160	50	145	490
JBCV 1603 6443	JBCV 1603 6443/B	FSCV 1603 6443	160	135x112	105x75/80	11	195	55	145	600
JBCV 2003 6443	JBCV 2003 6443/B	FSCV 2003 6443	200	135x112	105x75/80	11	235	55	145	750
JBCV 2503 6443	JBCV 2503 6443/B	FSCV 2503 6443	250	135x112	105x75/80	11	290	60	145	1000

PA polyurethane 1 bearing

Wielen met polyamide kern - gegoten polyurethaanband 92° Shore A – 1 centrale kogellager
Roues avec noyau polyamide - bandage en polyuréthane coulé 92° Shore A - 1 roulement à billes central
Wheels with a polyamide centre - cast polyurethane tyre 92° Shore A – 1 central steel ball bearing
Polyamidradkörper - gegossene Polyurethanbereifung 92° Shore A – 1 zentrales Kugellager

	mm	mm	mm	mm	kg
WHPA 0802 5080	80	35	45	8	180
WHPA 1002 5080	100	30	45	8	200
WHPA 1252 5080	125	30	45	8	250

			mm	mm	mm	mm	mm	mm	mm	kg
JSPA 0802 5000	JSPA 0802 5000/B	FSPA 0802 5000	80	105x85	80x60	9	110	35	120	180
JSPA 1002 5000	JSPA 1002 5000/B	FSPA 1002 5000	100	105x85	80x60	9	130	40	120	200
JSPA 1252 5000	JSPA 1252 5000/B	FSPA 1252 5000	125	105x85	80x60	9	160	45	120	250

Intensive Use

CN

CN cast iron

gietijzeren wielen met 2 afgedichte kogellagers
roues en fonte avec 2 roulements à billes étanches
cast iron wheels with 2 sealed ball bearings
Graugussräder mit 2 abgedichteten Kugellager

	mm	mm	mm	mm	kg	Ø	code
WHCN 0803 6151	80	40	45	15	250	8	HAX 150845
WHCN 1003 6151	100	40	45	15	250	8	HAX 150845
WHCN 1253 6441	125	50	64	20	1000	12	HAX 201364
WHCN 1253 6551/N=60	125	50	60	25	1000		
WHCN 1253 6551	125	50	64	25	1000		
WHCN 1603 6441	160	50	64	20	1000	12	HAX 201364
WHCN 1603 6551/N=60	160	50	60	25	1000		
WHCN 1603 6551	160	50	64	25	1000		
WHCN 2003 6441	200	50	64	20	1000	12	HAX 201364
WHCN 2003 6551/N=60	200	50	60	25	1000		
WHCN 2003 6551	200	50	64	25	1000		
WHCN 2503 6441	250	50	64	20	1000	12	HAX 201364
WHCN 2503 6551/N=60	250	50	60	25	1000		
WHCN 2503 6551	250	50	64	25	1000		
WHCN 2803 6662	280	65	78	30	2200		
WHCN 3503 6662	350	70	78	30	2200		

Speciale hoge temperatuur bestendige wielen op aanvraag

Roues spéciales résistant aux hautes températures sur demande

Special high temperature resistant wheels on demand

Spezielle hochtemperatur Räder auf Anfrage

			mm	mm	mm	mm	mm	mm	mm	kg
JSCN 0803 6151	JSCN 0803 6151/B	FSCN 0803 6151	80	105x85	80x60	9	110	35	120	250
JSCN 1003 6151	JSCN 1003 6151/B	FSCN 1003 6151	100	105x85	80x60	9	130	40	120	250
JBCN 1253 6441	JBCN 1253 6441/B	FSCN 1253 6441	125	135x112	105x75/80	11	160	50	145	1000
JBCN 1603 6441	JBCN 1603 6441/B	FSCN 1603 6441	160	135x112	105x75/80	11	195	55	145	1000
JBCN 2003 6441	JBCN 2003 6441/B	FSCN 2003 6441	200	135x112	105x75/80	11	235	60	145	1000
JBCN 2503 6441	JBCN 2503 6441/B	FSCN 2503 6441	250	135x112	105x75/80	11	290	65	145	1000

Intensive Use

CP cast iron – rubber

Wielen met gietijzeren kern - opgeperste Continental® rubberband 68° Shore A – 2 afgedichte kogellagers
Roues avec noyau en fonte - bandage caoutchouc Continental® armé noir 68° Shore A – 2 roulements à billes étanches
Wheels with a cast iron centre - black rubber Continental® pressed-on tyre 68° Shore A – 2 sealed ball bearings
Räder mit Graugussradkörper - aufgepresste schwarze Continental® Gummibereifung 68° Shore A – 2 abgedichtete Kugellager

	mm	mm	mm	mm	kg	Ø	code
WHCP 1603 6443	160	50	64	20	285	12	HAX 201364
WHCP 1603 6553/N=60	160	50	60	25	285		
WHCP 1603 6553	160	50	64	25	285		
WHCP 1803 6443	180	50	64	20	320	12	HAX 201364
WHCP 1803 6553/N=60	180	50	60	25	320		
WHCP 1803 6553	180	50	64	25	320		
WHCP 2003 6443	200	50	64	20	355	12	HAX 201364
WHCP 2003 6553/N=60	200	50	60	25	355		
WHCP 2003 6553	200	50	64	25	355		
WHCP 2303 6443	230	50	64	20	410	12	HAX 201364
WHCP 2303 6553/N=60	230	50	60	25	410		
WHCP 2303 6553	230	50	64	25	410		
WHCP 2503 6443	250	50	64	20	445	12	HAX 201364
WHCP 2503 6553/N=60	250	50	60	25	445		
WHCP 2503 6553	250	50	64	25	445		
WHCP 2803 6443	280	50	64	20	500		
WHCP 2803 6553/N=60	280	50	60	25	500		
WHCP 2503 6553	280	50	64	25	500		
WHCP 3603 6662	360	60	78	30	770		
WHCP 4004 6662	400	75	78	30	1065		

			mm	mm	mm	mm	mm	mm	mm	kg
JSCP 1603 6443	JSCP 1603 6443/B	FSCP 1603 6443	160	135x112	105x75/80	11	195	55	145	285
JSCP 1803 6443		FSCP 1803 6443	180	135x112	105x75/80	11	225	60		320
JSCP 2003 6443	JSCP 2003 6443/B	FSCP 2003 6443	200	135x112	105x75/80	11	235	60	145	355
JBCP 2303 6443		FSCP 2303 6443	230	135x112	105x75/80	11	280	60		410
JBCP 2503 6443	JBCP 2503 6443/B	FSCP 2503 6443	250	135x112	105x75/80	11	290	65	145	445

Intensive Use

AU

AU aluminium - polyurethane

Wielen met aluminiumkern - gegoten polyurethaanband 92° Shore A – 2 standaard kogellagers
Roues avec noyau aluminium – bandage en polyuréthane coulé 92° Shore A – 2 roulements à billes standard
Wheels with an aluminium wheel centre - cast polyurethane tyre 92° Shore A – 2 standard ball bearings
Räder mit Aluminiumradkörper - gegossene Polyurethanbereifung 92° Shore A – 2 Standard Kugellager



	mm	mm	mm	mm	kg	Ø
WHAU 1002 6150	100	40	45	15	200	15/8
WHAU 1252 6150	125	38	45	15	300	15/8
WHAU 1253 6440	125	50	62	20	450	20/12
WHAU 1603 6440	160	50	62	20	600	20/12
WHAU 2003 6440	200	50	62	20	800	20/12
WHAU 2503 6550	250	50	62	25	1000	25/12

			mm	mm	mm	mm	mm	mm	mm	mm	kg
JSAU 1002 6150	JSAU 1002 6150/B	FSAU 1002 6150	100	40	105x85	80x60	9	130	40	120	200
JSAU 1252 6150	JSAU 1252 6150/B	FSAU 1252 6150	125	38	105x85	80x60	9	160	45	120	250
JSAU 1253 6440	JSAU 1253 6440/B	FSAU 1253 6440	125	50	135X112	105x 75/80	11	160	50	145	450
JSAU 1603 6440	JSAU 1603 6440/B	FSAU 1603 6440	160	50	135X112	105x 75/80	11	195	55	145	600
JSAU 2003 6440	JSAU 2003 6440/B	FSAU 2003 6440	200	50	135X112	105x 75/80	11	235	60	145	650
JBAU 2003 6440	JBAU 2003 6440/B	FSAU 2003 6440	200	50	135X112	105x 75/80	11	235	60	145	800
JBAU 2503 6550	JBAU 2503 6550/B	FSAU 2503 6550	250	50	135X112	105x 75/80	11	290	65	145	1000

AB aluminium - rubber

Wielen met aluminiumkern - zwarte gevulkaniseerde rubberband 72° Shore A – 2 standaard kogellagers
Roues avec noyau aluminium - bandage caoutchouc noir vulcanisé 72° Shore A – 2 roulements à billes standard
Wheels with an aluminium centre - black vulcanized rubber tyre 72° Shore A – 2 standard ball bearings
Räder mit Aluminiumradkörper - schwarze vulkanisierte Gummibereifung 72° Shore A – 2 Standard Kugellager



	mm	mm	mm	mm	kg	Ø
WHAB 1002 6150	100	40	45	15	180	15/8
WHAB 1252 6150	125	38	45	15	200	15/8
WHAB 1253 6440	125	50	62	20	220	20/12
WHAB 1603 6440	160	50	62	20	350	20/12
WHAB 2003 6440	200	50	62	20	450	20/12
WHAB 2503 6440	250	50	62	20	550	20/12

			mm	mm	mm	mm	mm	mm	mm	mm	kg
JSAB 1002 6150	JSAB 1002 6150/B	FSAB 1002 6150	100	40	105x85	80x60	9	130	40	120	180
JSAB 1252 6150	JSAB 1252 6150/B	FSAB 1252 6150	125	38	105x85	80x60	9	160	45	120	200
JSAB 1253 6440	JSAB 1253 6440/B	FSAB 1253 6440	125	50	135X112	105x 75/80	11	160	50	145	220
JSAB 1603 6440	JSAB 1603 6440/B	FSAB 1603 6440	160	50	135X112	105x 75/80	11	195	55	145	350
JSAB 2003 6440	JSAB 2003 6440/B	FSAB 2003 6440	200	50	135X112	105x 75/80	11	235	60	145	450
JSAB 2503 6440	JSAB 2503 6440/B	FSAB 2503 6440	250	50	135X112	105x 75/80	11	290	65	145	550

Intensive Use

WK

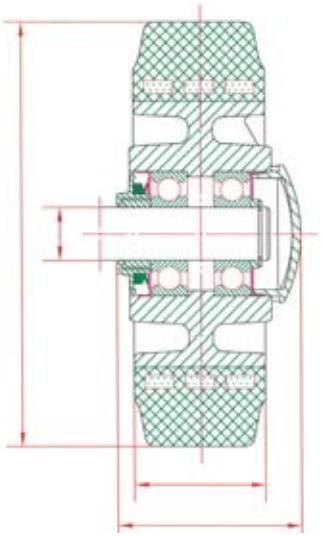

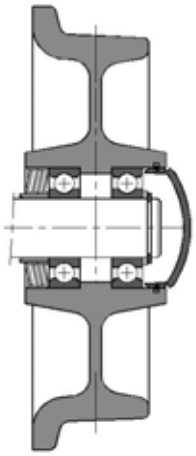

Naafkap: beschermkap gemonteerd op het uiteinde van de naaf op Intensive Use wielen en spoorwielen met kogellager boring diameters 20 – 25 – 30 mm om de naaf af te sluiten bij eindas montage.
CODE: De 2 eerste letters van de code vervangen van WH -> WK
voorbeeld: WHPN 1603 6553 -> WKPN 1603 6553

Cache-moyeu: capuchon de protection monté sur le moyeu des roues Intensive Use et les roues de wagonnets avec axe diamètres 20 – 25 – 30 mm pour fermer le moyeu en cas de montage de la roue en porte-à-faux.
CODE: Remplacer les 2 premières lettres du code WH -> WK
exemple : WHPN 1603 6553 -> WKPN 1603 6553

Hubcap: protective cap mounted on the end of the hub on Intensive Use and single-flanged wheels with axle diameters 20 – 25 – 30 mm to close the hub of wheels which are mounted at the end of the axle.
CODE: 2 first letters of the code WH -> WK
example: WHPN 1603 6553 -> WKPN 1603 6553

Nabenkappe: Schutzkappe montiert auf dem Ende der Nabe von Intensive Use Rädern und Spurkranzrädern mit Kugellager Bohrung 20 – 25 – 30 mm um die Nabe abzuschließen auf Räder die am Achsenende montiert sind.
CODE: 2 erste Buchstaben vom Kode WH -> WK
Beispiel: WHPN 1603 6553 -> WKPN 1603 6553

WKPN

WKPU

WKRB

ANTISTATIC

*In de verschillende wielenseries zijn er types met elektrisch geleidende eigenschappen. Deze worden aangeduid als **antistatic**.*
*Les différentes séries de roulettes ont des types aux propriétés électro-conductrices. Elles sont indiquées comme **antistatic.***
*In the different castor series there are types of wheels with electrically conductive properties. These are indicated as **antistatic**.*
*In den verschiedenen Serien gibt es Rädertypen mit elektrisch leitfähigen Eigenschaften. Diese sind gekennzeichnet als **antistatic**.*

Furniture & Institutional

page 25 JMPC - BMPC
Polyamide zwenkvorken - wielen in grijs thermoplastisch rubber - draagvermogen tot 100 kg
Roulettes pivotantes en polyamide - roues en caoutchouc thermoplastique - capacité de charge jusqu'à 100 kg
Polyamide swivel castors - thermoplastic grey rubber wheels - load capacity up to 100 kg
Polyamid Lenkgabeln - Thermoplastische graue Gummiräder mit Kugellager - Tragfähigkeit bis 100 kg

page 29 JAPC - BAPC
Wielen in zwart antistatisch rubber – vorken met verchroomde plaatstalen vorkbenen - draagvermogen tot 80 kg
Roues en caoutchouc antistatique noir - montures en acier chromé - capacité de charge jusqu'à 80 kg
Castors with black antistatic rubber wheels – forks in chrome-plated steel - load capacity up to 80 kg
schwarze antistatische Gummiräder – Gabel mit verchromten Stahl Gabelbeinen - Tragfähigkeit bis 80 kg

Light Industrial

page 57 JPPC - BPPC - FPPC
antistatische Performa wielen voor licht industrieel gebruik tot 150 kg
roulettes Performa antistatiques pour usage industriel léger jusqu'à 150 kg
antistatic Performa casters for light industrial use up to 150 kg
Antistatischer Performa Räder für leichte industrielle Einsätze bis 150 kg

Medium Industrial

page 77 JTPC - BTPC - FTPC
antistatische Performa wielen voor medium industrieel gebruik tot 300 kg
roulettes Performa antistatiques pour usage industriel moyen jusqu'à 300 kg
antistatic Performa castors for medium industrial use up to 300 kg
Antistatische Performa Räder für mittlere industrielle Einsätze bis 300 kg

Intensive Use

page 105 JSPC - FSPC
antistatische Performa wielen voor intensief industrieel gebruik tot 300 kg
roulettes Performa antistatiques pour usage industriel intensif jusqu'à 300 kg
antistatic Performa castors for intensive industrial use up to 300 kg
Antistatische Performa Räder für intensive industrielle Einsätze bis 300 kg

INOX

page 124 + 157 JXPC - BXPC - FXPC
antistatische Performa wielen in roestvrijstalen vork - draagvermogen tot 300 kg
roulettes Performa antistatiques en chapes inoxydables - capacités de charges jusqu'à 300 kg
antistatic Performa inox castors - load capacitiy up to 300 kg
Antistatischer Performa Räder in rostfreiem Gehäuse - Tragfähigkeiten bis 300 kg

Special Industrial

wielen met gietijzeren kern en antistatische rubberband
roues noyau en fonte avec bandage caoutchouc antistatique
wheels with a cast iron centre and an antistatic rubber tyre
Räder mit Graugussradkörper und antistatischen Gummireifen

Medical

antistatische wielen voor medisch apparatuur en ziekenhuizen
roulettes antistatiques pour appareils médicaux et hôpitaux
antistatic castors for medical equipment and hospitals
Antistatische Räder für medische Geräte und Krankenhäuser

Inox

Light Industrial Stainless Steel

inox wielen voor licht industrieel gebruik

Wielen voor lichte toepassingen tot 250 kg/wiel. Geschikt voor niet intensief gebruik in een vochtige omgeving.

wielen met glijlager

wielen met 1 centraal afgedichte roestvrijstalen kogellager

roues et roulettes inox pour usage industriel léger

Roues et roulettes pour usages légers jusqu'à 250 kg/roue. Pour des applications non intensives en milieu humide

roues avec alésage lisse

roues avec 1 roulement à billes central en acier inoxydable

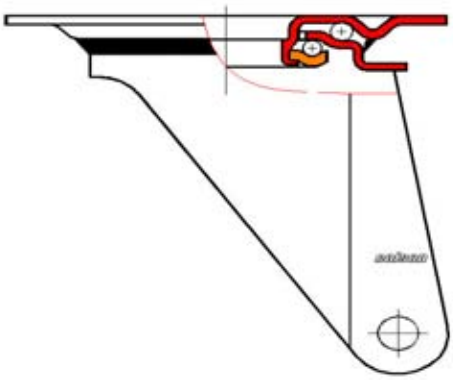

JX vork vork in diepgetrokken roestvast plaatstaal
dubbele kogelkrans met inox kogels
rem uitvoering met gecombineerde wielrem en richtingsvastzetter BX

chape JX chape en tôle d'acier inoxydable embouti
double chemin de billes avec billes en inox
frein avec double blocage sur roue et sur pivot BX

JX fork deep drawn stainless steel castor
swivel head with double stainless steel ball race
combined wheel brake and directional lock BX

JX Gabel Gabel in tiefgezogenem Edelstahl
Schwenklager mit zweifachem rostfreiem Kugelkranz
Totalfeststeller Rad und Richtungsblockierung BX

1 central bearing wheels

wielen met 1 centrale kogellager

1 centrale roestvrijstalen kogellager met 2RS rubber afdichting

2 naafkappen voor bescherming tegen stof en spatwater - vermijden opname van draden en stukken plastic die het wiel afremmen

wheels with 1 central bearing

1 central stainless steel ball bearing with 2RS rubber sealing

2 hubcaps to protect the ball bearing against dust and water – rejects floor debris, such as wires and plastic pieces, that inhibits smooth running

roues avec 1 roulement à billes central

1 roulement à billes central en acier inoxydable avec joints caoutchouc 2RS

2 embouts plastiques protègent contre l'eau et la poussière - plus de problèmes avec les fils et les bouts de plastiques qui freinent la roue

Räder mit 1 zentralem Kugellager

1 zentrales Edelstahl-Kugellager mit 2RS Gummidichtung

2 Abdichtungskappen schützen gegen Staub und Spritzwasser – keine Probleme mit Aufnahme von Drähten und Kunststoffstücke die das Rad bremsen

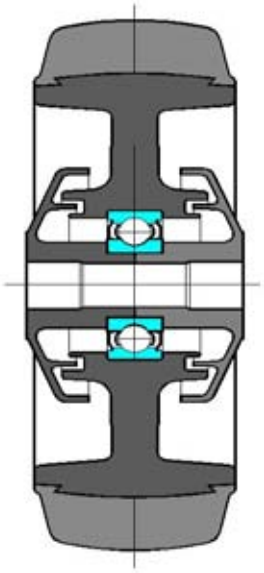

stainless steel castors for light industrial use

Wheels and castors for light applications up to 250 kg/castor. Suitable for non-intensive applications in humid conditions.

plain bearing wheels

wheels with 1 sealed central stainless steel ball bearing

Edelstahl Räder für leicht industriellen Einsatz

Räder für leichte Einsätze bis 250 kg/Rad. Für nicht intensive Anwendungen in einer feuchten Umgebung.

Räder mit Gleitlager

Räder mit 1 abgedichtem zentralem Edelstahl Kugellager

			bearing	page
	PN	polyamide wielen (nylon) roues polyamide (nylon) polyamide wheels (nylon) Polyamidräder (Nylon)		P118 P120
	PP	polypropyleenwielen roues polylpropylène polypropylene wheels Polypropyleneräder		P119
	PU	polyamide kern - gespoten polyurethaan band 96° Shore A noyau polyamide - bandage en polyuréthnane injecté 96° Shore A polyamid centre - injected polyurethane tyre 96° Shore A Polyamidradkörper - aufgespritste Polyurethanebereifung 96° Shore A		P121
	PF	polypropyleen kern - Performa 65° Shore A noyau polylpropylène - Performa 65° Shore A polypropylene centre - Performa 65° Shore A Polypropyleneradkörper - Performa 65° Shore A		P122
	PC	polypropyleen kern - antistatisch Performa 65° Shore A noyau polylpropylène - Performa antistatique 65° Shore A polypropylene centre - antistatic Performa 65° Shore A Polypropyleneradkörper - antistatischer Performa 65° Shore A		P124
	FL	fenol wielen voor temperaturen van -40° tot +250°C roues phénoliques pour températures de -40° à +250°C phenolic wheels for temperatures from -40° up to +250°C Phenolharzräder für Temperature von -40° bis +250°C		P139

Light Industrial Stainless Steel

PN

PN nylon plain bearing

Polyamide wielen (nylon) - glijlager
Roues polyamide (nylon) - alésage lisse
Polyamide wheels (nylon) - plain bore
Polyamidräder (Nylon) - Gleitlager

	mm	mm	mm	kg	mm	Ø	code
WPPN 0802 1000	80	32	40	200	12	8	HAX 120842 RVS P
WPPN 1002 1000	100	36	40	270	12	8	HAX 120842 RVS P
WPPN 1252 1000	125	37	45	300	15	10	HAX 151047 RVS P
WPPN 1603 1000	160	50	60	400	20	12	HSP 201262 RVS P
WPPN 2003 1000	200	50	60	600	20	12	HSP 201262 RVS P

bolt hole

		mm	mm	mm	mm	mm	kg
JXPN 0805 1000	BXPN 0805 1000	80	12	105	38	108	200
JXPN 1005 1000	BXPN 1005 1000	100	12	128	38	128	200
JXPN 1255 1000	BXPN 1255 1000	125	12	156	41	138	200

top plate

			mm	mm	mm	mm	mm	mm	mm	kg
JXPN 0801 1100	BXPN 0801 1100	FXPN 0801 1000	80	105×85	80×60	9	105	38	108	200
JXPN 1001 1100	BXPN 1001 1100	FXPN 1001 1000	100	105×85	80×60	9	128	38	128	200
JXPN 1251 1100	BXPN 1251 1100	FXPN 1251 1000	125	105×85	80×60	9	156	41	138	200
JXPN 1603 1100	BXPN 1603 1100	FXPN 1603 1000	160	140X110	105X75/80	11	195	60	178	400
JXPN 2003 1100	BXPN 2003 1100	FXPN 2003 1000	200	140X110	105X75/80	11	235	67	178	400

PP polypropylene plain bearing

Polypropyleen wielen - glijlager
Roues en polypropylène - alésage lisse
Polypropylene wheels - plain bore
Polypropylen Räder - Gleitlager

	mm	mm	mm	kg	mm	Ø	code
WPPP 0802 1000	80	32	40	110	12	8	HAX 120842 RVS P
WPPP 1002 1000	100	36	40	160	12	8	HAX 120842 RVS P
WPPP 1252 1000	125	37	45	180	15	10	HAX 151047 RVS P

bolt hole

		mm	mm	mm	mm	mm	kg
JXPP 0805 1000	BXPP 0805 1000	80	12	105	38	108	110
JXPP 1005 1000	BXPP 1005 1000	100	12	128	38	128	160
JXPP 1255 1000	BXPP 1255 1000	125	12	156	41	138	180

top plate

			mm	mm	mm	mm	mm	mm	mm	kg
JXPP 0801 1100	BXPP 0801 1100	FXPP 0801 1000	80	105×85	80×60	9	105	38	108	110
JXPP 1001 1100	BXPP 1001 1100	FXPP 1001 1000	100	105×85	80×60	9	128	38	128	160
JXPP 1251 1100	BXPP 1251 1100	FXPP 1251 1000	125	105×85	80×60	9	156	41	138	180

Light Industrial Stainless Steel

PN

PN stainless steel bearing

Polyamide wielen (nylon) met 1centrale roestvrijstalen kogellager
Roues polyamide (nylon) avec 1 roulement à billes inox central
Polyamide wheels (nylon) with 1 central stainless steel ball bearing
Polyamidräder (Nylon) mit 1 zentralem Edelstahl-Kugellager

	mm	mm	mm	kg	mm
WPPN 0802 7080	80	35	45	150	8
WPPN 1002 7080	100	32	45	150	8
WPPN 1252 7080	125	35	45	180	8

bolt hole

		mm	mm	mm	mm	mm	kg
JXPN 0805 7000	BXPN 0805 7000	80	12	105	38	108	150
JXPN 1005 7000	BXPN 1005 7000	100	12	128	38	128	150
JXPN 1255 7000	BXPN 1255 7000	125	12	156	41	138	180

top plate

			mm	mm	mm	mm	mm	mm	mm	kg
JXPN 0801 7100	BXPN 0801 7100	FXPN 0801 7000	80	105×85	80×60	9	105	38	108	150
JXPN 1001 7100	BXPN 1001 7100	FXPN 1001 7000	100	105×85	80×60	9	128	38	128	150
JXPN 1251 7100	BXPN 1251 7100	FXPN 1251 7000	125	105×85	80×60	9	156	41	138	180

PU 1 stainless steel bearing

Wielen met polyamidewielkern – thermoplastische polyurethaanband 95° Shore A - 1 centraal roestvrijstalen kogellager
Roues avec noyau polyamide – bandage en polyuréthane thermoplastique 96° Shore A - 1 roulement à billes inox central
Wheels with polyamide centre – thermoplastic polyurethane tyre 95° Shore A - 1 central stainless steel ball bearing
Räder mit Polyamidräderkörper – thermoplastische Polyurethanbereifung 96° Shore A (Nylon) - 1 zentrales Edelstahl-Kugellager

	mm	mm	mm	kg	mm
WHPU 0802 7080	80	35	45	150	8
WHPU 1002 7080	100	35	45	150	8
WHPU 1252 7080	125	35	45	150	8

bolt hole

		mm	mm	mm	mm	mm	kg
JXPU 0805 7000	BXPU 0805 7000	80	12	105	38	108	150
JXPU 1005 7000	BXPU 1005 7000	100	12	128	38	128	150
JXPU 1255 7000	BXPU 1255 7000	125	12	156	41	138	150

top plate

			mm	mm	mm	mm	mm	mm	mm	kg
JXPU 0801 7100	BXPU 0801 7100	FXPU 0801 7000	80	105×85	80×60	9	105	38	108	150
JXPU 1001 7100	BXPU 1001 7100	FXPU 1001 7000	100	105×85	80×60	9	128	38	128	150
JXPU 1251 7100	BXPU 1251 7100	FXPU 1251 7000	125	105×85	80×60	9	156	41	138	150

Light Industrial Stainless Steel

PF

Performa®

PF Performa

1 bearing

*wiel met polypropyleen kern - Performa® 65° Shore A - **1 centrale roestvrijstalen kogellager***
*roue avec noyau polypropylène - Performa® 65° Shore A - **1 roulement à billes inox central***
*wheel with a polypropylene centre - Performa® 65° Shore A - **1 central stainless steel ball bearing***
*Rad mit Polypropylenradkörper - Performa® 65° Shore A - **1 zentrales Edelstahl-Kugellager***

2 bearings

wiel met polyamide kern - Performa® 65° Shore A - 2 afgedichte kogellagers
roue avec noyau polyamide - Performa® 65° Shore A - 2 roulements à billes étanches
wheel with a polyamide centre - Performa® 65° Shore A - 2 sealed ball bearings
Rad mit Polyamidradkörper - Performa® 65° Shore A - 2 abgedichtete Kugellager

	mm	mm	mm	kg	mm	Ø	code
WHPF 0802 7080	80	32	45	8	120		
WHPF 1002 7080	100	32	45	8	150		
WHPF 1252 7080	125	40	45	8	180		
WHPF 1603 6443	160	50	64	20	250	12	HAX 201364 RVS
WHPF 2003 6443	200	50	64	20	300	12	HAX 201364 RVS

bolt hole

		mm	mm	mm	mm	mm	kg
JXPF 0805 7000	BXPF 0805 7000	80	12	105	38	108	120
JXPF 1005 7000	BXPF 1005 7000	100	12	128	38	128	150
JXPF 1255 7000	BXPF 1255 7000	125	12	156	41	138	180

Light Industrial Stainless Steel

Performa®

top plate

				mm	mm	mm	mm	mm	mm	mm	kg
JXPF 0801 7100	BXPF 0801 7100	FXPF 0801 7000		80	105×85	80×60	9	105	38	108	120
JXPF 1001 7100	BXPF 1001 7100	FXPF 1001 7000		100	105×85	80×60	9	128	38	128	150
JXPF 1251 7100	BXPF 1251 7100	FXPF 1251 7000		125	105×85	80×60	9	156	41	138	180
JXPF 1603 6443	BXPF 1603 6443	FXPF 1603 6443		160	140X110	105X75/80	11	195	60	178	250
JXPF 2003 6443	BXPF 2003 6443	FXPF 2003 6443		200	140X110	105X75/80	11	235	67	178	300

Light Industrial Stainless Steel

PC

antistatic Performa®

PC antistatic Performa

1 bearing

*wielen met polypropyleen kern - antistatische Performa® 65°Shore A - **1 centrale roestvast stalen kogellager***
*roues avec noyau polyproplène - Performa® antistatique 65°Shore A - **1 roulement à billes inox central***
*wheels with polypropylene centre - antistatic Performa® 65°Shore A - **1 central stainless steel ball bearing***
*Räder mit Polypropylenradkörper - antistatischer Performa® 65°Shore A - **1 zentrales Edelstahl-Kugellager***

2 bearings

wielen met polyamide kern - antistatische Performa® 65° Shore A - 2 afgedichte kogellagers
roue avec noyau polyamide - Performa® antistatique 65° Shore A - 2 roulements à billes étanches
wheels with polyamide centre - antistatic Performa® 65° Shore A - 2 sealed ball bearings
Rad mit Polyamidradkörper - antistatischer Performa® 65° Shore A -2 abgedichtete Kugellager

	mm	mm	mm	kg	mm	Ø	code
WHPC 0802 7080	80	32	45	8	80		
WHPC 1002 7080	100	32	45	8	120		
WHPC 1252 7080	125	40	45	8	150		

WHPC 1603 6443	160	50	64	20	200	12	HAX 201364 RVS
WHPC 2003 6443	200	50	64	20	250	12	HAX 201364 RVS

bolt hole

		mm	mm	mm	mm	mm	kg
JXPC 0805 7000	BXPC 0805 7000	80	12	105	38	108	80
JXPC 1005 7000	BXPC 1005 7000	100	12	128	38	128	120
JXPC 1255 7000	BXPC 1255 7000	125	12	156	41	138	150

Light Industrial Stainless Steel

antistatic Performa®

top plate

				mm	mm	mm	mm	mm	mm	mm	kg
JXPC 0801 7100	BXPC 0801 7100	FXPC 0801 7000		80	105×85	80×60	9	105	38	108	80
JXPC 1001 7100	BXPC 1001 7100	FXPC 1001 7000		100	105×85	80×60	9	128	38	128	120
JXPC 1251 7100	BXPC 1251 7100	FXPC 1251 7000		125	105×85	80×60	9	156	41	138	150
JXPC 1602 6443	BXPC 1602 6443	FXPC 1602 6443		160	140X110	105X75/80	11	195	60	178	200
JXPC 2002 6443	BXPC 2002 6443	FXPC 2002 6443		200	140X110	105X75/80	11	235	67	178	250

Intensive Use
Stainless Steel

Inox wielen voor intensief industrieel gebruik

Wielen voor toepassingen tot 800 kg/wiel. Geschikt voor intensief gebruik in een vochtige omgeving.

roues et roulettes inox pour usage industriel intensif

Roues et roulettes pour applications jusqu'à 800 kg/roue. Conçues pour une utilisation intensive en milieu humide.

JX2

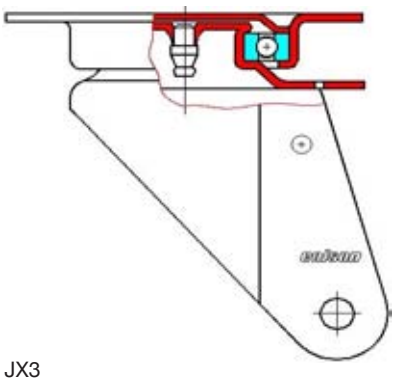

JX3

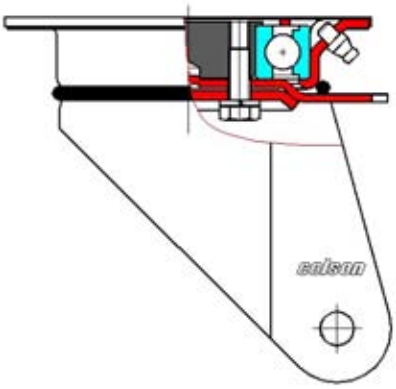

vork in diepgetrokken roestvast plaatstaal
JX2 diameter 80 - 100 - 125 mm : zwenkkrans met **roestvrijstalen kogellager**
JX3 diameter 160 - 200 mm : zwenkkrans met afgedichte kogellager
smeernippel op de zwenkkrans

chape en tôle d'acier inoxydable embouti
JX2 diamètre 80 - 100 - 125 mm : pivot avec **roulement à billes** en **acier inoxydable**
JX3 diamètre 160 - 200 mm : pivot avec roulement à billes standard protégé
graisseur sur le pivot

castor in deep drawn stainless steel
JX2 diameter 80 - 100 - 125 mm : swivel head with a **stainless steel ball bearing**
JX3 diameter 160 - 200 mm : swivel head with a standard protected ball bearing
grease nipple on the swivel head

Gabel in tiefgezogenem Edelstahl
JX2 Durchmesser 80 - 100 - 125 mm : Gabelkopf mit **Edelstahl Kugellager**
JX3 Durchmesser 160 - 200 mm: Gabelkopf mit standard geschütztem Kugellager
Gabelkopf mit Schmiernippel

wielen met 2 kogellagers en waterdichte V-ring dichting *P 87*
roues avec 2 roulements et étanchéité V-ring
wheels with 2 ball bearings and a waterproof V-ring sealing
Räder mit 2 Kugellagern und wasserdichter V-ring Dichtung

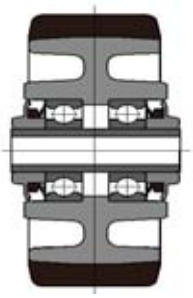

wielen met 1 **centrale roestvrijstalen kogellager** *P 116*
roues avec 1 **roulement à billes central en acier inoxydable**
wheels with 1 **central stainless steel ball bearing**
Räder mit 1 **zentralem Edelstahl-Kugellager**

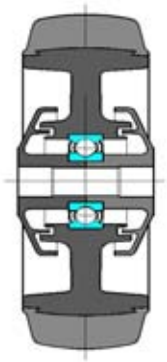

intensive use stainless steel wheels and castors

wheels and castors for heavier loads up to 800 kg/wheel. Designed for intensive use in humid conditions

Edelstahl Räder für intensiven Einsatz

Räder und Rollen für schwerere Einsätze bis 800 kg/Rad. Geeignet für intensive Verwendungen in nasser Umgebung

			bearing	page
	PN	polyamide wielen (nylon) roues polyamide (nylon) polyamide wheels (nylon) Polyamidräder (Nylon)	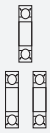	P129 P128
	PU	polyamide kern - gespoten polyurethaan band 95° Shore A noyau polyamide - bandage en polyuréthnane injecté 95° Shore A polyamide centre - injected polyurethane tyre 95° Shore A Polyamidradkörper - aufgespritste Polyurethane bereifung 95° Shore A	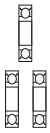	P131 P130
	RN	glasvezelversterkte polyamide wielen roues polyamides renforcées de fibre de verre glass fibre reinforced polyamide wheels Glasfaserverstärkte Polyamidräder		P132
	PA	polyamide kern - gegoten polyurethaanband 92° Shore A noyau polyamide - bandage en polyuréthane coulé 92° Shore A polyamide centre - cast polyurethane tyre 92° Shore A Polyamidradkörper - gegossene Polyurethanbelegung 92° Shore A		P133
	PG	polyamide kern - grijze rubberband 85°Shore A noyau polyamide - bandage caoutchouc gris 85° Shore A polyamide centre - grey rubber tyre 85° Shore A Polyamidradkörper - graue Gummibereifung 85° Shore A		P134
	RG	polyamide kern - grijs gevulkaniseerde rubberband 65° Shore A noyau polyamide - bandage caoutchouc gris vulcanisé 65° Shore A polyamide centre - grey vulcanized rubber tyre 65° Shore A Polyamidradkörper - graue vulkanisiertem Gummibereifung 65° Shore A		P135
	PF	polypropyleen kern - Performa 65° Shore A noyau polypropylène - Performa 65° Shore A polypropylene centre - Performa 65° Shore A Polypropylenradkörper - Performa 65° Shore A		P136
	PC	polypropyleen kern - antistatische Performa 65° Shore A noyau polypropylène - Performa antistatique 65° Shore A polypropylene centre - antistatic Performa 65° Shore A Polypropylenradkörper - antistatischer Performa 65°Shore A	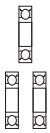	P137
	FN	Fenolwielen roues phénoliques phenolic wheels Phenolharzräder		P140

Intensive Use Stainless Steel

PN

PN nylon

Polyamide wielen met 2 afgedichte kogellagers
Roues polyamide avec 2 roulements à billes étanches
Polyamide wheels with 2 sealed ball bearings
Polyamidräder mit 2 abgedichteten Kugellager



	mm	mm	mm	kg	kg	Ø	code
WHPN 1002 6123	100	35	45	12	270	8	HAX 120845 RVS
WHPN 1252 6123	125	35	45	12	340	8	HAX 120845 RVS
WHPN 1603 6443	160	50	64	20	650	12	HAX 201364 RVS
WHPN 1603 6553/N=60	160	50	60	25	650		
WHPN 1603 6553	160	50	64	25	650		
WHPN 2003 6443	200	50	64	20	800	12	HAX 201364 RVS
WHPN 2003 6553/N=60	200	50	60	25	800		
WHPN 2003 6553	200	50	64	25	800		

			mm	mm	mm	mm	mm	mm	mm	kg
JXPN 1002 6123	JXPN 1002 6123/B	FXPN 1002 6123	100	105x85	80x60	9	130	40	120	250
JXPN 1252 6123	JXPN 1252 6123/B	FXPN 1252 6123	125	105x85	80x60	9	160	45	120	250
JXPN 1603 6443	JXPN 1603 6443/B	FXPN 1603 6443	160	135x112	105X75/80	11	195	55	145	500
JXPN 2003 6443	JXPN 2003 6443/B	FXPN 2003 6443	200	135x112	105X75/80	11	235	55	145	500

PN nylon 1 ball bearing

*Polyamide wielen met **1 centrale roestvrijstalen kogellager** voor toepassingen van -45° tot +80°C*

*Roues en polyamide avec **1 roulement à billes central en acier inoxydable** pour utilisations de -45° à +80°C*

*Polyamide wheels with **1 central stainless steel ball bearing** for applications from -45° to +80°C*

*Polyamidräder mit **1 zentralem Edelstahl-Kugellager** Für Anwendungen von -45° bis +80°C*

	mm	mm	mm	mm	kg
WHPN 0802 7080	80	35	45	8	175
WHPN 1002 7080	100	32	45	8	250
WHPN 1252 7080	125	35	45	8	250

			mm	mm	mm	mm	mm	mm	mm	kg
JXPN 0802 7000	JXPN 0802 7000/B	FXPN 0802 7000	80	105x85	80x60	9	110	35	120	175
JXPN 1002 7000	JXPN 1002 7000/B	FXPN 1002 7000	100	105x85	80x60	9	130	40	120	250
JXPN 1252 7000	JXPN 1252 7000/B	FXPN 1252 7000	125	105x85	80x60	9	160	45	120	250

Intensive Use Stainless Steel

PU

PU nylon

Wielen met polyamide kern - gespoten polyurethaan band 96°Shore A - met 2 afgedichte kogellagers
Roues avec noyau polyamide - bandage en polyuréthane injecté 96°Shore A - avec 2 roulements à billes étanches
Wheels with a polyamide centre - injected polyurethane tyre 96°Shore A - with 2 sealed ball bearings
Räder mit Polyamidradkörper – aufgespritzte Polyurethanbereifung 96° Sore A - 2 abgedichtete Kugellager



	mm	mm	mm	kg	kg	Ø	code
WHPU 1002 6123	100	35	45	12	180	8	HAX 120845 RVS
WHPU 1252 6123	125	35	45	12	225	8	HAX 120845 RVS
WHPU 1253 6443	125	50	64	20	320	12	HAX 201364 RVS
WHPU 1253 6553/N=60	125	50	60	25	320		
WHPU 1253 6553	125	50	64	25	320		
WHPU 1603 6443	160	50	64	20	410	12	HAX 201364 RVS
WHPU 1603 6553/N=60	160	50	60	25	410		
WHPU 1603 6553	160	50	64	25	410		
WHPU 2003 6443	200	50	64	20	515	12	HAX 201364 RVS
WHPU 2003 6553/N=60	200	50	60	25	515		
WHPU 2003 6553	200	50	64	25	515		

			mm	mm	mm	mm	mm	mm	mm	kg
JXPU 1002 6123	JXPU 1002 6123/B	FXPU 1002 6123	100	105x85	80x60	9	130	40	120	180
JXPU 1252 6123	JXPU 1252 6123/B	FXPU 1252 6123	125	105x85	80x60	9	160	45	120	225
JXPU 1253 6443	JXPU 1253 6443/B	FXPU 1253 6443	125	135x112	105X75/80	11	160	50	145	320
JXPU 1603 6443	JXPU 1603 6443/B	FXPU 1603 6443	160	135x112	105X75/80	11	195	55	145	410
JXPU 2003 6443	JXPU 2003 6443/B	FXPU 2003 6443	200	135x112	105X75/80	11	235	55	145	500

PU nylon1 bearing

Wielen met polyamidewielkern – thermoplastische polyurethaanband 96° Shore A - ***1 centrale roestvrijstalen kogellager***
Roues avec noyau polyamide – bandage en polyuréthane thermoplastique 96° Shore A - ***1 roulement à billes inox central***
Wheels with a polyamide centre – thermoplastic tyre 96° Shore A - ***1 central stainless steel ball bearing***
Räder mit Polyamid Räderkörper – thermoplastische Polyurethanbereifung 96° Shore A (Nylon) - ***1 zentrales Edelstahl-Kugellager***

	mm	mm	mm	mm	kg
WHPU 0802 7080	80	35	45	8	180
WHPU 1002 7080	100	35	45	8	200
WHPU 1252 7080	125	35	45	8	250

			mm	mm	mm	mm	mm	mm	mm	kg
JXPU 0802 7000	JXPU 0802 7000/B	FXPU 0802 7000	80	105x85	80x60	9	110	35	120	180
JXPU 1002 7000	JXPU 1002 7000/B	FXPU 1002 7000	100	105x85	80x60	9	130	40	120	200
JXPU 1252 7000	JXPU 1252 7000/B	FXPU 1252 7000	125	105x85	80x60	9	160	45	120	250

Intensive Use Stainless Steel

RN

RN glass fibre nylon

glasvezelversterkte polyamide wielen voor temperaturen van -30° tot + 130°C met 2 afgedichte kogellagers
roues polyamide renforcées de fibre de verre pour températures de -30° jusqu'à +130°C avec 2 roulements à billes étanches
Glass fiber-reinforced polyamide wheels for temperatures from -30° up to +130°C with 2 sealed ball bearings
Glasfasererstärkte Polyamidräder für Temperaturen von-30° bis +130°C mit 2 abgedichteten Kugellager

	mm	mm	mm	kg	kg	Ø	code
WHRN 0803 6153	80	28	45	15	175	8	HAX 150845 RVS
WHRN 1002 6153	100	35	45	15	270	8	HAX 150845 RVS
WHRN 1253 6443	125	50	64	20	490	12	HAX 201364 RVS
WHRN 1253 6553/N=60	125	50	60	25	490		
WHRN 1253 6553	125	50	64	25	490		
WHRN 1603 6443	160	50	64	20	625	12	HAX 201364 RVS
WHRN 1603 6553/N=60	160	50	60	25	625		
WHRN 1603 6553	160	50	64	25	625		
WHRN 2003 6443	200	50	64	20	780	12	HAX 201364 RVS
WHRN 2003 6553/N=60	200	50	60	25	780		
WHRN 2003 6553	200	50	64	25	780		

■ Speciale uitvoeringen voor de vlees verwerkende industrie
Modèles spéciaux pour utilisations dans l'industrie des salaisons
Special versions for applications in the meat processing industry
Spezielle Ausführungen für Anwendungen in der Fleischverwertungsindustrie

			mm	mm	mm	mm	mm	mm	mm	kg
JXRN 0803 6153	JXRN 0803 6153/B	FXRN 0803 6153	80	105x85	80x60	9	110	35	120	175
JXRN 1003 6153	JXRN 1003 6153/B	FXRN 1003 6153	100	105x85	80x60	9	130	40	120	250
JXRN 1253 6443	JXRN 1253 6443/B	FXRN 1253 6443	125	135x112	105x80	11	160	50	145	490
JXRN 1603 6443	JXRN 1603 6443/B	FXRN 1603 6443	160	135x112	105x80	11	195	55	145	500
JXRN 2003 6443	JXRN 2003 6443/B	FXRN 2003 6443	200	135x112	105x80	11	235	60	145	500

PA polyurethane 1 ball bearing

Wielen met polyamide kern - gegoten polyurethaanband 92° Shore A – 1 centrale stalen kogellager
Roues avec noyau polyamide - bandage en polyuréthane coulé 92° Shore A - 1 roulement à billes central en acier polyamide centre - cast polyurethane tyre 92° Shore A – 1 central steel ball bearing
Polyamidradkörper - gegossene Polyurethanbelegung 92° Shore A – 1 zentrales Stahl-Kugellager



	mm	mm	mm	mm	kg
WHPA 0802 5080	80	30	45	8	180
WHPA 1002 5080	100	30	45	8	200
WHPA 1252 5080	125	30	45	8	250

			mm	mm	mm	mm	mm	mm	mm	kg
JXPA 0802 5000	JXPA 0802 5000/B	FXPA 0802 5000	80	105x85	80x60	9	110	35	120	180
JXPA 1002 5000	JXPA 1002 5000/B	FXPA 1002 5000	100	105x85	80x60	9	130	40	120	200
JXPA 1252 5000	JXPA 1252 5000/B	FXPA 1252 5000	125	105x85	80x60	9	160	45	120	250

Intensive Use Stainless Steel

PG

PG grey rubber

wielen met polyamide kern - grijze rubberband 85° Shore A – 2 afgedichte kogellagers
roues avec noyau polyamide - bandage caoutchouc gris 85° Shore A – 2 roulements à billes étanches
Wheels with a polyamide centre - grey rubber tyre 85° Shore A – 2 sealed ball bearings
Räder mit Polyamidradkörper - graue Gummibereifung 85° Shore A – 2 abgedichtete Kugellager



	mm	mm	mm	kg	kg	Ø	code
WHPG 0802 6123	80	25	45	12	50	8	HAX 120845 RVS
WHPG 1002 6153	100	30	45	15	80	8	HAX 150845 RVS
WHPG 1252 6153	125	38	45	15	120	8	HAX 150845 RVS
WHPG 1602 6443	160	40	64	20	175	12	HAX 201364 RVS
WHPG 1602 6553/N=60	160	40	60	25	175		
WHPG 1602 6553	160	40	64	25	175		
WHPG 2002 6443	200	50	64	20	270	12	HAX 201364 RVS
WHPG 2002 6553/N=60	200	50	60	25	270		
WHPG 2002 6553	200	50	64	25	270		

			mm	mm	mm	mm	mm	mm	mm	kg
JXPG 0802 6123	JXPG 0802 6123/B	FXPG 0802 6123	80	105x85	80x60	9	110	35	120	50
JXPG 1002 6153	JXPG 1002 6153/B	FXPG 1002 6153	100	105x85	80x60	9	130	40	120	80
JXPG 1252 6153	JXPG 1252 6153/B	FXPG 1252 6153	125	105x85	80x60	9	160	50	120	120
JXPG 1602 6443	JXPG 1602 6443/B	FXPG 1602 6443	160	135x112	105x75/80	11	195	55	145	175
JXPG 2002 6443	JXPG 2002 6443/B	FXPG 2002 6443	200	135x112	105x75/80	11	235	60	145	270

RG grey rubber

*Wielen met glasvezel versterkte polyamide kern - grijze gevulkaniseerde **Continental®** rubberband 65° Shore A – 2 afgedichte kogellagers*
*Roues avec noyau en polyamide renforcé de fibre de verre - bandage en caoutchouc **Continental®** vulcanisé gris 65° Shore A – 2 roulements à billes étanches*
*Wheels with a glass fiber-reinforced polyamide core – vulcanized grey **Continental®** rubber tyre 65° Shore A – 2 sealed ball bearings*
*Räder mit Glasfaserverstärktem Polyamidradkörper - graue vulkanisierte **Continental®** Gummibereifung 65° Shore A – 2 abgedichtete Kugellager*



	mm	mm	mm	kg	kg	Ø	code
WHRG 1002 6123	100	40	45	12	150	8	HAX 120845 RVS
WHRG 1252 6153	125	40	45	15	185	8	HAX 150845 RVS
WHRG 1603 6443	160	50	64	20	300	12	HAX 201364 RVS
WHRG 1603 6553/N=60	160	50	60	25	300		
WHRG 1603 6553	160	50	64	25	300		
WHRG 2003 6443	200	50	64	20	380	12	HAX 201364 RVS
WHRG 2003 6553/N=60	200	50	60	25	380		
WHRG 2003 6553	200	50	64	25	380		
WHRG 2002 6553	200	50	64	25	380		

			mm	mm	mm	mm	mm	mm	mm	kg
JXRG 1002 6123	JXRG 1002 6123/B	FXRG 1002 6123	100	105x85	80x60	9	130	40	120	150
JXRG 1252 6153	JXRG 1252 6153/B	FXRG 1252 6153	125	105x85	80x60	9	160	50	120	185
JXRG 1603 6443	JXRG 1603 6443/B	FXRG 1603 6443	160	135x112	105x75/80	11	195	55	145	300
JXRG 2003 6443	JXRG 2003 6443/B	FXRG 2003 6443	200	135x112	105x75/80	11	235	60	145	380

Intensive Use Stainless Steel

PF

PF Performa

1 bearing

*wielen met polypropylenekern - antistatische Performa® 65°Shore A - **1 centraal roestvast stalen kogellager***
*roues avec noyau polyproplène - Performa® antistatique 65°Shore A - **1 roulement à billes inox central***
*wheels with polypropylene centre - antistatic Performa® 65°Shore A - **1 central stainless steel ball bearing***
*Räder mit Polypropylenradkörper - antistatischer Performa® 65°Shore A - **1 zentrales Edelstahl-Kugellager***

2 bearings

wielen met polyamide kern - antistatische Performa® 65° Shore A - 2 afgedichte kogellagers
roue avec noyau polyamide - Performa® antistatique 65° Shore A - 2 roulements à billes étanches
wheels with polyamide centre - antistatic Performa® 65° Shore A - 2 sealed ball bearings
Rad mit Polyamidradkörper - antistatischer Performa® 65° Shore A -2 abgedichtete Kugellager



	mm	mm	mm	mm	kg	Ø	code
WHPF 0802 7080	80	32	45	8	120		
WHPF 1002 7080	100	32	45	8	150		
WHPF 1252 7080	125	40	45	8	180		



WHPF 1603 6443	160	50	64	20	250	12	HAX 201364 RVS
WHPF 2003 6443	200	50	64	20	300	12	HAX 201364 RVS

			mm	mm	mm	mm	mm	mm	mm	kg
JXPF 0802 7000	JXPF 0802 7000/B	FXPF 0802 7000	80	105x85	80x60	9	110	35	120	120
JXPF 1002 7000	JXPF 1002 7000/B	FXPF 1002 7000	100	105x85	80x60	9	130	40	120	150
JXPF 1252 7000	JXPF 1252 7000/B	FXPF 1252 7000	125	105x85	80x60	9	160	50	120	180
JXPF 1603 6443	JXPF 1603 6443/B	FXPF 1603 6443	160	135x112	105x75/80	11	195	55	145	250
JXPF 2003 6443	JXPF 2003 6443/B	FXPF 2003 6443	200	135x112	105x75/80	11	235	60	145	300

Intensive Use Stainless Steel

PC antistatic Performa

antistatic Performa®

1 bearing

*wielen met polypropylene kern - antistatische Performa® 65°Shore A - **1 centraal roestvast stalen kogellager***
*roues avec noyau polyproplène - Performa® antistatique 65°Shore A - **1 roulement à billes inox central***
*wheels with polypropylene centre - antistatic Performa® 65°Shore A - **1 central stainless steel ball bearing***
*Räder mit Polypropylenradkörper - antistatischer Performa® 65°Shore A - **1 zentrales Edelstahl-Kugellager***

2 bearings

wielen met polyamide kern - antistatische Performa® 65° Shore A - 2 afgedichte kogellagers
roue avec noyau polyamide - Performa® antistatique 65° Shore A - 2 roulements à billes étanches
wheels with polyamide centre - antistatic Performa® 65° Shore A - 2 sealed ball bearings
Rad mit Polyamidradkörper - antistatischer Performa® 65° Shore A -2 abgedichtete Kugellager



	mm	mm	mm	mm	kg	Ø	code
WHPC 0802 7080	80	32	45	8	80		
WHPC 1002 7080	100	32	45	8	120		
WHPC 1252 7080	125	40	45	8	150		
WHPC 1603 6443	160	50	64	20	200	12	HAX 201364 RVS
WHPC 2003 6443	200	50	64	20	250	12	HAX 201364 RVS

			mm	mm	mm	mm	mm	mm	mm	kg
JXPC 0802 7000	JXPC 0802 7000/B	FXPC 0802 7000	80	105x85	80x60	9	110	35	120	80
JXPC 1002 7000	JXPC 1002 7000/B	FXPC 1002 7000	100	105x85	80x60	9	130	40	120	120
JXPC 1252 7000	JXPC 1252 7000/B	FXPC 1252 7000	125	105x85	80x60	9	160	50	120	150
JXPC 1603 6443	JXPC 1603 6443/B	FXPC 1603 6443	160	135x112	105x75/80	11	195	55	145	200
JXPC 2003 6443	JXPC 2003 6443/B	FXPC 2003 6443	200	135x112	105x75/80	11	235	60	145	250

Light Industrial Bakery Castors

FL-PT

FL-PT high temperature

BAKKERIJWIELEN

FL Fenol wielen voor licht gebruik
glijlager met glijlagerbus
gebruikstemperaturen van -40° tot +250°C

PT hoge temperatuur rubberband
kunststof kern met glijlagerbus
gebruikstemperaturen van -40° tot +250°C

ROUES DE BOULANGERIES

FL roues phénoliques pour utilisations légères
alésage lisse avec entretoise
températures d'utilisation de -40° à +250°C

PT bandage caoutchouc hautes températures
noyau en matière plastique avec entretoise
températures d'utilisation de -40° à +250°C

BAKERY CASTORS

FL Phenolic wheel for light industrial use
plain bearing with bush
operating temperatures from -40° to +250°C

PT high temperature rubber tyre
plastic wheel centre with bush
operating temperatures from -40° to +250°C

BÄCKEREI RÄDER

FL Phenolharzrad für leichte industrielle Anwendungen
Gleitlager mit Gleitlagerbuchse
Betriebstemperaturen von -40° bis + 250°C

PT hohe Temperatur Gummibereifung
Kunststoffkern mit Gleitlagerbuchse
Betriebstemperaturen von -40° bis + 250°C

FL

	mm	mm	mm	mm	kg
WLFL 0801 1000	80	33	40	12	150
WLFL 0801 1000	100	34	40	12	150

PT

	mm	mm	mm	mm	kg
WHPT 1002 1000	100	34	40	12	75

JL High Temperature

vorken in verzinkt plaatstaal open zwenkkop met dubbele kogelkrans
montures pivotantes en tôle d'acier zingué pivot ouvert avec double rangée de billes
swivel forks in zinc-plated sheet steel open swivel head with double ball race
Lenkgabel in verzinktem Blechstahl offener Gabelkopf mit zweifache Kugellagerung

topplate ***bolt hole***

				mm	mm	mm	mm	mm	mm	mm	kg
FL	JLFL 0801 1000	FLFL 0801 1000	JLFL 0805 1000	80	105x85	80x60	9	105	33	12	150
FL	JLFL 1001 1000	FLFL 1001 1000	JLFL 1005 1000	100	105x85	80x60	9	128	33	12	150
PT	JLPT 1001 1000	FLPT 1001 1000	JLPT 1005 1000	100	105x85	80x60	9	128	33	12	75

JX High Temperature INOX

*zwenkvorken in **roestvast staal** open zwenkkop met dubbele kogelkrans*
*montures pivotantes en **acier inoxydable** pivot ouvert avec double rangée de billes*
*swivel forks in **stainless steel** open swivel head with a double ball race*
***Edelstahl** Lenkgabel, offener Gabelkopf mit zweifacher Kugellagerung*

topplate ***bolt hole***

				mm	mm	mm	mm	mm	mm	mm	kg
FL	JXFL 0801 1000	FXFL 0801 1000	JXFL 0805 1000	80	105x85	80x60	9	105	33	12	150
FL	JXFL 1001 1000	FXFL 1001 1000	JXFL 1005 1000	100	105x85	80x60	9	128	33	12	150
PT	JXPT 1001 1000	FXPT 1001 1000	JXPT 1005 1000	100	105x85	80x60	9	128	33	12	75

Intensive Use Bakery Castors

FN

FN High Temperature

BAKKERIJWIELEN

Fenol wielen voor intensief gebruik
gebruikstemperaturen van ***-40° tot +300°C***
6152 = 2 afgedichte kogellagers met holle as
1000 = glijlager met glijlagerbus in zelfsmerend brons

ROUES DE BOULANGERIES

roues phénoliques pour utilisations intensives
températures d'utilisation de ***-40° à +300°C***
6152 = 2 roulements à billes étanches avec entretoise
1000 = alésage lisse avec entretoise en bronze autolubrifiant

BAKERY CASTORS

Phenolic wheels for intensive use
operating temperatures from ***-40° to +300°C***
6152 = 2 sealed ball bearings with a hollow shaft
1000 = plain bearing with a self-lubricating bronze bush

BÄCKEREI RÄDER

Phenoharzrad für intensive Anwendungen
Betriebstemperaturen von ***-40° bis + 300°C***
6152 = 2 Kugellager mit Montagebuchse
1000 = selbstsmierende Bronze-Gleitlagerbuchse



	mm	mm	mm	kg	mm	mm
WHFN 0702 6152	70	40	45	15	160	15/8
WHFN 1002 6152	100	40	45	15	240	15/8

=

	mm	mm	mm	kg	mm	mm
WHFN 0702 1000	70	38	40	12	160	12/8
WHFN 1002 1000	100	40	40	12	240	12/8

■ Kogellagerwiel diameter 100 mm met smeernippel
Roue avec roulements à billes diamètre 100 mm avec graisseur
Ball bearing wheel diameter 100 mm with a grease nipple
Kugellagerrad Durchmesser 100 mm mit Schmiernippel

CODE: WHFN 1002 6152/HN
JSFN 1002 6152/HN

FN High Temperature

JS zwenkvorken in verzinkt staal - gesloten zwenkkop met 1 kogellager en smeernippel

JS swivel forks in zinc-plated steel - closed swivel head with 1 ball bearing and a grease nipple

JS montures pivotantes en acier zingué - boîtier de pivot fermé avec 1 roulement à billes et graisseur

JS Lenkgabel in verzinktem Stahl - geschlosser Gabelkopf mit 1 Kugellager in Schmiernippel

		mm	mm	mm	mm	mm	mm	kg
JSFN 0702 6152	FSFN 0702 6152	70	105x85	80x60	9	105	35	160
JSFN 1002 6152	FSFN 1002 6152	100	105x85	80x60	9	130	40	240
JSFN 0702 1000	FSFN 0702 1000	70	105x85	80x60	9	105	35	160
JSFN 1002 1000	FSFN 1002 1000	100	105x85	80x60	9	130	40	240

INOX

JX zwenkvorken in roestvast staal - gesloten zwenkkop met 1 ***roestvaststalen kogellager*** en smeernippel

JX swivel forks in stainless steel - closed swivel head with 1 ***stainless steel ball bearing*** and grease nipple

JX montures pivotantes en acier inoxydable - boîtier de pivot fermé avec 1 ***roulement à billes inoxydable*** et graisseur

JX Lenkgabel in Edelstahl - geschlosser Gabelkopf mit 1 ***Edelstahl Kugellager*** und Schmiernippel

		mm	mm	mm	mm	mm	mm	kg
JXFN 0702 6152	FXFN 0702 6152	70	105x85	80x60	9	105	35	160
JXFN 1002 6152	FXFN 1002 6152	100	105x85	80x60	9	130	40	240
JXFN 0702 1000	FXFN 0702 1000	70	105x85	80x60	9	105	35	160
JXFN 1002 1000	FXFN 1002 1000	100	105x85	80x60	9	130	40	240

Heavy Duty

Heavy Duty

wielen voor zwaar industrieel gebruik

zwaarlast wielen voor industrieel gebruik tot 2300 kg/wiel.
zwenkvorken met robuuste gietstalen zwenkkop staalgelaste bokvorken

wielen met 2 kogellagers

wielen met 2 kegellagers

roues et roulettes pour usage industriel lourd

roues et roulettes pour fortes charges jusqu'à 2300 kg/roue.
montures pivotantes en acier mécano-soudé avec pivot en fonte acier indéboîtable montures fixes en acier mécano-soudé

roues avec 2 roulements à billes

roues avec 2 roulements coniques

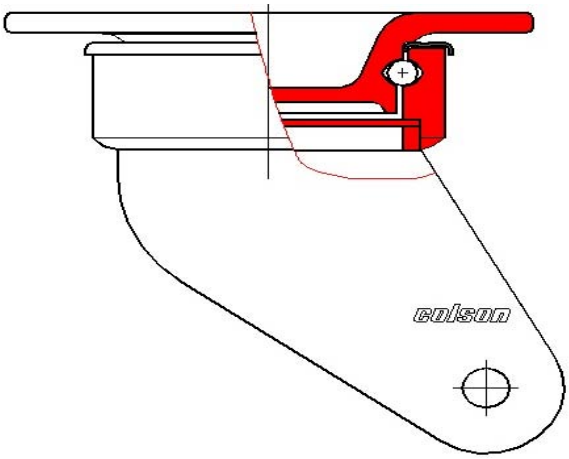

JF Heavy Duty

gietstalen zwenkkop met 1 rij kogels - verharde kogelbaan
staalgelaste vorkbenen dikte 5 mm - met smeernippel
voor intensief zwaarlastgebruik tot 1500 kg
gebruikstemperatuur van -25° tot +80°C

pivot en acier forgé avec 1 rangée de billes - couronne en acier traité
fourche en acier mécano-soudé épaisseur 5 mm - avec graisseur
pour utilisation intensive et fortes charges jusqu'à 1500 kg
température d'utilisation de -25° à +80°C

forged steel swivel with 1 ball race running in a hardened track
welded steel fork thickness 5 mm - with grease nipple
for heavy duty use up to 1500 kg
operating temperature from -25° to +80°C

Schmiedestahl Gehäuse mit 1 einzelner Kugellagerung - gehärtete Spurkranz-Gabelbeine in geschweisstem Stahl Dicke 5 mm - mit Schmiernippel für Schwerlast Einsatz bis 1500 kg
Betriebstemperatur von -25° bis +80°C

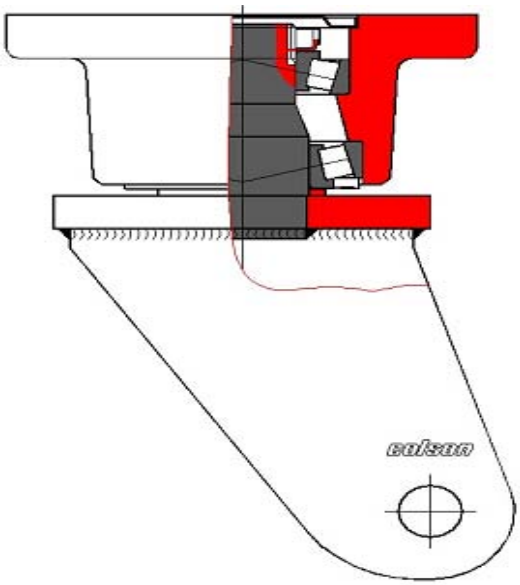

JZ Heavy Duty

gietstalen zwenkkop met 2 kegellagers - met smeernippel
staalgelaste vorkbenen dikte 5 mm
voor intensief zwaarlastgebruik tot 2300 kg
gebruikstemperatuur van -30° tot + 80°C

pivot en acier forgé avec 2 roulements à rouleaux coniques
fourche en acier mécano-soudé épaisseur 5 mm - avec graisseur
pour utilisation intensive et fortes charges jusqu'à 2300 kg
température d'utilisation de -30° à +80°C

forged steel swivel with 2 tapered roller bearings - with grease nipple
welded steel fork thickness 5 mm
for heavy duty use up to 2300 kg
operating temperature from -30° to +80°C

Schmiedestahl Gehäuse mit 2 Kegelrollenlagern - mit Schmiernippel
Gabelbeine aus geschweisstem Stahl Dicke 5 mm
für schwerlast Einsatz bis 2300 kg
Betriebstemperatur von -30° bis + 80°C

castors for heavy-duty applications

wheels for heavy-duty industrial use upto 2300 kg/wheel
swivel castors with forged steel swivel head
welded steel rigid castors

wheels with 2 ball bearings

wheels with 2 taper roller bearings

Räder für schwerlast Einsatz

Räder für schwerlast Belastungen bis 2300 kg/Rad
Lenkgabel mit Schmiedestahl Lenkgehäuse
Bockgabel aus geschweisstem Stahl

Räder mit 2 Kugellager

Räder mit 2 Kegelrollenlagern

			bearing	page
	PN	polyamide wielen (nylon) roues polyamide (nylon) polyamide wheels (nylon) Polyamidräder (Nylon)		P146
	CN	gietijzeren wielen roues en fonte cast iron wheels Graugussräder		P147
	CV	gietijzerenkern - Vulkollan bekleding 92° Shore A noyau en fonte - revêtement en Vulkollan 92° Shore A cast iron centre - Vulkollan tyre 92° Shore A Graugussradkörper - Vulkollan Belegung 92° Shore A		P148
	CU	gietijzerenkern - gegoten polyurethaan bekleding 92° Shore A noyau en fonte - revêtement en polyuréthane coulé 92° Shore A cast iron centre - polyurethane tyre 92° Shore A Graugussradkörper - gegossene Polyurethanbelegung 92° Shore A		P149
	CB	gietijzerenkern - gevulcaniseerde zwarte rubberen band noyau en fonte - bandage en caouthchouc noir vulcanisé cast iron centre - vulcanized black rubber tyre Graugussradkörper - schwarze vulkanisierte Gummibereifung		P149

Heavy Duty

PN

PN nylon

zwaarlast polyamide wielen met 2 kogellagers
roues polyamide fortes charges avec 2 roulements à billes
heavy-duty polyamide wheels with 2 ball bearings
Schwerlast Polyamidräder mit 2 Kugellagern

	mm	mm	mm	mm	kg	Ø	code
WFPN 1003 6000	100	50	62	20	700	12	HAX 201364
WFPN 1253 6000	125	50	62	20	1200	12	HAX 201364
WFPN 1503 6000	150	50	62	20	1200	12	BUS 2756-0321 (x2)
WFPN 2003 6000	200	50	62	20	1200	12	HAX 201364
WFPN 2503 6000	250	60	62	25	1200	16	BUS 2756-0381 (x2)

			mm	mm	mm	mm	mm	mm	mm	kg
JFPN 1003 6100		FFPN 1003 6100	100	150x110	105x75/80	10	152	52		500
JFPN 1253 6100	BFPN 1253 6100	FFPN 1253 6100	125	150x110	105x75/80	10	177	56	160	600
JFPN 1503 6100	BFPN 1503 6100	FFPN 1503 6100	150	150x110	105x75/80	10	202	59	160	800
JFPN 2003 6100	BFPN 2003 6100	FFPN 2003 6100	200	150x110	105x75/80	10	252	66	160	1200
JFPN 2503 6100	BFPN 2503 6100	FFPN 2503 6100	250	150x110	105x75/80	10	303	82	160	1200

- Leverbaar met zwenkblokkering
  Livrable avec blocage directionnel
  Available with a directional lock
  Lieferbar mit Richtungsfeststeller

- diameters 125 – 150 – 200 mm leverbaar in dubbele zwenk- en bokuitvoering
  diamètres 125 – 150 – 200 mm disponibles en doubles roulettes pivotantes et fixes
  diameters 125 – 150 – 200 mm available in twin wheel swivel- and rigid castors
  Durchmesser 125 – 150 – 200 mm Lieferbar mit Doppellenk- und Bockrolle

Heavy Duty

CN cast iron

zwaarlast gietijzeren wielen 2 afgedichte kogellagers
roues fortes charges en fonte avec 2 roulements à billes étanches
Heavy-duty cast iron wheels with 2 sealed ball bearings
Schwerlast Graugussräder mit 2 abgedichteten Kugellager

	mm	mm	mm	mm	kg	Ø	code
WFCN 1003 6000	100	50	64	20	800	12	HAX 201364
WFCN 1253 6000	125	50	64	20	800	12	HAX 201364
WFCN 1503 6000	150	50	64	20	900	12	HAX 201364
WFCN 2003 6000	200	50	64	20	1150	12	BUS 2756-0341 (2X)
WFCN 2503 6000	250	50	64	25	1250	16	HAX 251764

			mm	mm	mm	mm	mm	mm	mm	kg
JFCN 1003 6100		FFCN 1003 6100	100	150x110	105x75/80	10	152	52		800
JFCN 1253 6100	BFCN 1253 6100	FFCN 1253 6100	125	150x110	105x75/80	10	177	56	160	800
JFCN 1503 6100	BFCN 1503 6100	FFCN 1503 6100	150	150x110	105x75/80	10	202	59	160	900
JFCN 2003 6100	BFCN 2003 6100	FFCN 2003 6100	200	150x110	105x75/80	10	252	66	160	1150
JFCN 2503 6100	BFCN 2503 6100	FFCN 2503 6100	250	150x110	105x75/80	10	303	82	160	1250

- Leverbaar met zwenkblokkering
  Livrable avec blocage directionnel
  Available with a directional lock
  Lieferbar mit Richtungsfeststeller

- diameters 125 – 150 – 200 mm leverbaar in dubbele zwenk- en bokuitvoering
  diamètres 125 – 150 – 200 mm disponibles en doubles roulettes pivotantes et fixes
  diameters 125 – 150 – 200 mm available in twin wheel swivel- and rigid castors
  Durchmesser 125 – 150 – 200 mm Lieferbar mit Doppellenk- und Bockrolle

Heavy Duty

CV

CV Vulkollan®

*zwaarlast **Vulkollan®** wielen met gietijzeren kern en 2 kogellagers*
*roues fortes charges **Vulkollan®** sur noyau fonte avec 2 roulements à billes*
*heavy-duty **Vulkollan®** wheels with a cast iron centre and 2 ball bearings*
*Schwerlast **Vulkollan®** Räder mit Graugussradkörper und 2 Kugellagern*

Vulkollan®

	mm	mm	mm	mm	kg	Ø	code
WFCV 1003 6000	100	38	57	20	340	12	BUS 2756-0321 (2x)
WFCV 1253 6000	125	38	57	20	425	12	BUS 2756-0321 (2x)
WFCV 1503 6000	150	38	57	20	730	12	BUS 2756-0321 (2x)
WFCV 2003 6000	200	45	57	20	1100	12	BUS 2756-0321 (2x)
WFCV 2503 6000	250	45	57	25	1200	16	BUS 1756-0381 (2x)
WFCV 3003 6000	300	57	57	25	1500	16	BUS 1756-0381 (2x)

			mm	mm	mm	mm	mm	mm	mm	kg
JFCV 1003 6100		FFCV 1003 6100	100	105x75/80	150x110	10	152	52		340
JFCV 1253 6100	BFCV 1253 6100	FFCV 1253 6100	125	105x75/80	150x110	10	177	56	160	425
JFCV 1503 6100	BFCV 1503 6100	FFCV 1503 6100	150	105x75/80	150x110	10	202	59	160	730
JFCV 2003 6100	BFCV 2003 6100	FFCV 2003 6100	200	105x75/80	150x110	10	252	66	160	1100
JFCV 2503 6100	BFCV 2503 6100	FFCV 2503 6100	250	105x75/80	150x110	10	303	82	160	1200
JFCV 3003 6100	BFCV 3003 6100	FFCV 3003 6100	300	105x75/80	150x110	10	353	95	160	1500

- Leverbaar met zwenkblokkering
  Livrable avec blocage directionnel
  Available with a directional lock
  Lieferbar mit Richtungsfeststeller

- diameters 125 – 150 – 200 mm leverbaar in dubbele zwenk- en bokuitvoering
  diamètres 125 – 150 – 200 mm disponibles en doubles roulettes pivotantes et fixes
  diameters 125 – 150 – 200 mm available in twin wheel swivel- and rigid castors
  Durchmesser 125 – 150 – 200 mm Lieferbar mit Doppellenk- und Bockrolle

Heavy Duty

CU

zwaarlast polyurethaanwielen met gietijzeren kern en 2 kegellagers
roues fortes charges polyuréthane sur noyau en fonte avec 2 roulements à rouleaux coniques
heavy-duty polyurethane wheels with a cast iron centre and 2 taper roller bearings
Schwerlast Polyurethanräder mit Graugussradkörper und 2 Kegelrollenlagern

	mm	mm	mm	mm	kg
WZCU 2506 6TRO	250	76	92	19,1	1600
WZCU 3006 6TRO	300	76	92	31,8	2270

		mm	mm	mm	mm	mm	mm	kg
JZCU 2506 6TRO	FZCU 2506 6TRO	250	178X153	127X102	16	356	72	1600
JZCU 3006 6TRO	FZCU 3006 6TRO	300	178X153	127X102	16	422	72	2270

CB

zwaarlast rubber wiel met gietijzeren kern en 2 kegellagers
roue caoutchouc fortes charges avec noyau en fonte et 2 roulements à rouleaux coniques
heavy-duty rubber wheel with a cast iron centre and 2 taper roller bearings
Schwerlast Gummirad mit Graugussradkörper und 2 Kegelrollenlagern

	mm	mm	mm	mm	kg
WZCB 3006 6TRO	300	102	118	31,8	1800

		mm	mm	mm	mm	mm	mm	kg
JZCB 3006 6TRO	FZCB 3006 6TRO	300	178X153	127X102	16	422	72	1800

Other Products

Other Products

			page
	JK	zwaarlast zwenkwielen met kleine bouwhoogte roulettes pivotantes fortes charges avec une petite hauteur totale high load swivel castors with low overall height Schwerlast Lenkräder mit kleiner Bauhöhe	P153
	CLASSIC	Classic Range zwaarlast wielen roues et roulettes fortes charges Classic Range Classic Range high load swivel castors Classic Range schwerlast Rollen und Räder	P154
	WHTV ***WHPN***	palletrollen galets de transpalette pallet rollers Gabelhubwagenrollen	P158
	WHCK ***WHSK***	kabelwielen in staal en gietijzer poulies à câbles en acier et fonte cable guides in steel and cast iron Stahl und Grauguss Seilscheiben	P160
	WHCS ***WHNS***	gietijzeren spoorwielen roues de wagonnets en fonte single flanged cast iron wheels Spurkranzräder	P161
	TL	floor lock - blokkeerapparaten patins d'immobilisations floor locks Feststellfüsse	P162
	LB	luchtbanden pneumatiques pneumatic tyres Luftreifen	P164
		accessoires accessoires accessories Zubehör	P166
		speciale toepassingen applications spéciales special applications Sonderanwendungen	P168

Low Height

JK

zwaarlast zwenkwielen met kleine bouwhoogte – dubbel wiel met glijlager
roulettes pivotantes fortes charges avec petite hauteur – roue double avec alésage lisse
high load swivel castors with low overall height – twin wheel with a plain bearing
Schwerlast Lenkräder auf kleiner Bauhöhe – Doppelrad mit Gleitlager

		mm	mm	mm	mm	mm	mm	mm	kg	material	
	JKPN 0501 1100	50	2 X 14	Ø 95	36x36	6	64	25	160	nylon	
	JKCV 0501 1100	50	2 X 14	Ø 95	36x36	6	64	25	160	Vulkollan®	
	JKCN 0501 1100	50	2 X 14	Ø 95	36x36	6	64	25	270	staal acier	steel Stahl

Classic

wielen voor intensief industrieel gebruik
roulettes pour utilisation industrielle intensive
Castors for intensive industrial use
Räder für schweren industriellen Einsatz

JC zwenkvorken

zwenkvork in nodulair gietijzer GGG40
zwenkkop met kogellager en smeernippel
bokvork in gietijzer GG20
voor ruw intensief gebruik tot 500 kg
temperaturen mogelijk van -20° tot +110°C
niet leverbaar met rem

chapes pivotantes JC

pivot en fonte sphéroïdale GGG40
platine avec roulement à billes et graisseur
chape fixe en fonte GG20
pour utilisations intensives jusqu'à 500 kg
températures d'utilisation de -20° à +110°C
pas disponible avec frein

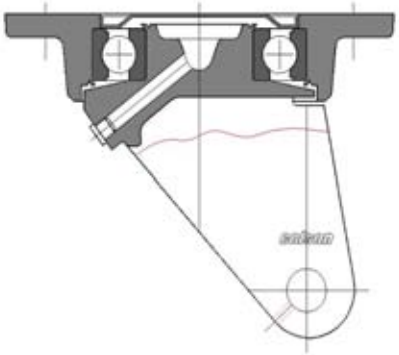

JC swivel forks

swivel fork in spheroidal cast iron GGG40
swivel head with ball bearing and grease nipple
rigid fork in cast iron GG20
for intensive use up to 500 kg
operating temperatures from -20° to +110°C
not available with brake

JC Lenkgabel

Lenkgabel aus Sphäroguss GGG40
Gabelkopf mit Kugellager und Schmiernippel
Bockgabel in Grauguss GG20
für intensiven Einsatz bis 500 kg
Betriebstemperatur von -20° bis +110°C
nicht lieferbar mit Bremse

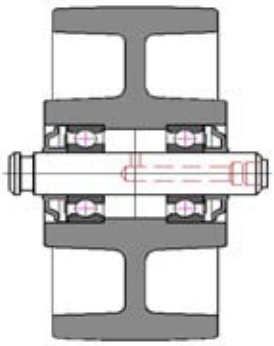

wielen met 2 afgedichte kogellagers – as met smeernippel
roues avec 2 roulements à billes étanches – axe avec graisseur
wheels with 2 sealed beraings – achsel with grease nipple
Räder mit 2 abgedichteten Kugellagern – Achse mit Schmiernippel

			page
	TB	Stalen naafbus – opgevulkaniseerde zwarte rubberband 65°Shore A noyau en acier – bandage en caoutchouc noir vulcanisé 65°Shore A steel hub - vulcanized black rubber tyre 65° Shore A Stahlnabenbuchse - schwarze vulkanisierte Gummibereifung 65° Shore A	P155
	CV	gietijzeren kern - Vulkollan bekleding 92°Shore A noyau en fonte - revêtement en Vulkollan 92°Shore A cast iron centre - cast Vulkollan tyre 92°Shore A Graugussradkörper - Vulkollan Belegung 92°Sh A	P156
	CN	gietijzeren wielen roues en fonte cast iron wheels Graugussräder	P157

TB black rubber

Wielen met stalen naafbus - zwarte opgevulkaniseerde Continental® rubberband 65°Shore A – 2 afgedichte kogellagers – inclusief wielas
Roues avec moyeu en acier - bandage en caoutchouc Continental® vulcanisé noir 65°Shore A – 2 roulements à billes étanches – avec axe inclus
Wheels with hub – vulcanized black Continental® rubber tyre 65°Shore A – 2 sealed ball bearings – including wheel axle
Räder mit Stahl Nabenbuchse - schwarze vulkanisierte Continental® Gummibereifung 65°Shore A – 2 abgedichtete Kugellager – einschließlich Achse

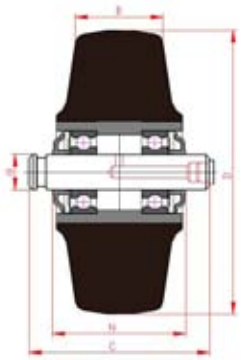

				d	C	
	mm	mm	mm	mm	mm	kg
WCTB 0803 6101AS	80	30	36	10	52	85
WCTB 1003 6151AS	100	40	46	15	64	140
WCTB 1203 6151AS	120	50	56	15	76	210
WCTB 1403 6151AS	140	60	66	15	88	300

	mm	mm	mm	mm	mm	mm	kg
JCTB 0803 6101	80	120x85	95x60	9	105	30	85
JCTB 1003 6151	100	135x100	105x70	11	130	35	140
JCTB 1203 6151	120	145x110	115x80	11	155	40	210
JCTB 1403 6151	140	160x125	125x90	11	180	45	300

FCTB 0803 6101	80	110x75	85x50	9	85	85
FCTB 1003 6151	100	125x90	95x60	11	105	140
FCTB 1203 6151	120	135x100	105x70	11	130	210
FCTB 1403 6151	140	140x110	115x80	11	155	300

ATTENTION

set van zwenk- en vaste wielen met verschillend wieldiameter!
set de roulettes pivotantes et fixes avec un diamètre différent!
set of swivel- and fixed castors with a different diameter!
Satz von Lenk- und Bockrollen mit unterschiedlichen Raddurchmesser!

mm		
85	-	FCTB 0803 6101
105	JCTB 0803 6101	FCTB 1003 6151
130	JCTB 1003 6151	FCTB 1203 6151
155	JCTB 1203 6151	FCTB 1403 6151
180	JCTB 1403 6151	-

Classic

CV

CV Vulkollan®

*Wielen met gietijzerenkern - **Vulkollan®** bekleding 92°Shore A – 2 afgedichte kogellagers - inclusief wielas*
*Roues avec noyau en fonte - revêtement en **Vulkollan®** 92°Shore A – avec 2 roulements à billes étanches - avec axe inclus*
*Wheels with cast iron core - bonded-on **Vulkollan®** tyre 92°Shore A – with 2 sealed ball bearings - including wheel axle*
*Räder mit Graugussradkörper - **Vulkollan®** Bereifung 92°Sh A – 2 abgedichtete Kugellager - einschließlich Achse*

Vulkollan®

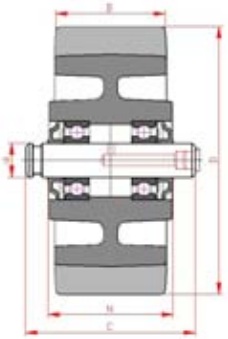

	mm	mm	mm	d mm	C mm	kg
WCCV 0803 6101AS	80	30	36	10	52	180
WCCV 1003 6151AS	100	40	46	15	64	300
WCCV 1203 6151AS	120	50	56	15	76	400
WCCV 1403 6151AS	140	50	66	15	88	500

	mm	mm	mm	mm	mm	mm	kg
JCCV 0803 6101	80	120x85	95x60	9	105	30	180
JCCV 1003 6151	100	135x100	105x70	11	130	35	300
JCCV 1203 6151	120	145x110	115x80	11	155	40	400
JCCV 1403 6151	140	160x125	125x90	11	180	45	500

FCCV 0803 6101	80	110x75	85x50	9	85	180
FCCV 1003 6151	100	125x90	95x60	11	105	300
FCCV 1203 6151	120	135x100	105x70	11	130	400
FCCV 1403 6151	140	140x110	115x80	11	155	500

ATTENTION

set van zwenk- en vaste wielen met verschillend wieldiameter!
set de roulettes pivotantes et fixes avec un diamètre différent!
set of swivel- and fixed castors with a different diameter!
Satz von Lenk- und Bockrollen mit unterschiedlichem Raddurchmesser!

mm		
85	/	FCCV 0803 6101
105	JCCV 0803 6101	FCCV 1003 6151
130	JCCV 1003 6151	FCCV 1203 6151
155	JCCV 1203 6151	FCCV 1403 6151
180	JCCV 1403 6151	/

Classic

CN cast iron

gietijzeren wielen met 2 afgedichte kogellagers – inclusief as
roues en fonte avec 2 roulements à billes étanches – avec axe inclus
cast iron wheels with 2 sealed ball bearings – including wheel axle
Graugussräder mit 2 abgedichteten Kugellagern – einschließlich Achse

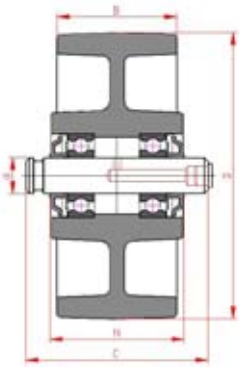

				d	C	
	mm	mm	mm	mm	mm	kg
WCCN 0803 6102AS	80	30	36	10	52	700
WCCN 1003 6152AS	100	40	46	15	64	700
WCCN 1203 6152AS	120	50	56	15	76	700
WCCN 1403 6152AS	140	60	66	15	88	700

	mm	mm	mm	mm	mm	mm	kg
JCCN 0803 6102	80	120x85	95x60	9	105	30	200
JCCN 1003 6152	100	135x100	105x70	11	130	35	300
JCCN 1203 6152	120	145x110	115x80	11	155	40	400
JCCN 1403 6152	140	160x125	125x90	11	180	45	500

FCCN 0803 6102	80	110x75	85x50	9	85	200
FCCN 1003 6152	100	125x90	95x60	11	105	300
FCCN 1203 6152	120	135x100	105x70	11	130	400
FCCN 1403 6152	140	140x110	115x80	11	155	500

ATTENTION

set van zwenk- en vaste wielen met verschillend wieldiameter!
set de roulettes pivotantes et fixes avec un diamètre différent!
set of swivel- and fixed castors with a different diameter!
Satz von Lenk- und Bockrollen mit unterschiedlichem Raddurchmesser!

mm		
85	/	FCCN 0803 6102
105	JCCN 0803 6102	FCCN 1003 6152
130	JCCN 1003 6152	FCCN 1203 6152
155	JCCN 1203 6152	FCCN 1403 6152
180	JCCN 1403 6152	/

Pallet Rollers

TV

Vulkollan®

TV Vulkollan pallet rollers

*Palletrollen met stalen kern en **Vulkollan®** bekleding 92° Shore A – met 2 afgedichte kogellagers*
*Galets de transpalette avec un noyau acier revêtu de **Vulkollan®** 92° Shore A – avec 2 roulements à billes étanches*
*Pallet rollers with a steel centre and a **Vulkollan®** tyre 92° Shore A – with 2 sealed ball bearings*
*Gabelhubwagenrollen mit Stahl Radkörper und **Vulkollan®** Bereifung 92° Shore A – mit 2 abgedichteten Kugellager*

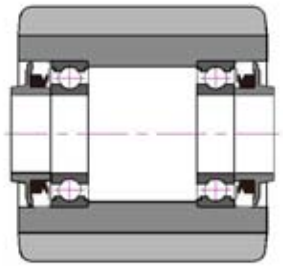

	mm	mm	mm	mm	kg
WHTV 706020	70	60	65	20	335
WHTV 706025	70	60	65	25	335
WHTV 706520	70	65	70	20	365
WHTV 706525	70	65	70	25	365
WHTV 759520	75	95	100	20	570
WHTV 759525	75	95	100	25	570
WHTV 807020	80	70	75	20	450
WHTV 807025	80	70	75	25	450
WHTV 826520	82	65	70	20	425
WHTV 826525	82	65	70	25	425
WHTV 827520	82	75	80	20	500
WHTV 827525	82	75	80	25	500
WHTV 829520	82	95	100	20	625
WHTV 829525	82	95	100	25	625
WHTV 858020	85	80	85	20	545
WHTV 858025	85	80	85	25	545
WHTV 8510020	85	100	105	20	680
WHTV 8510025	85	100	105	25	680
WHTV 8510520	85	105	110	20	715
WHTV 8510525	85	105	110	25	715

colson Colson Europe B.V.

Pallet Rollers

PN nylon pallet rollers

Polyamide palletrollen met 2 kogellagers
Galets de transpalette en polyamide avec 2 roulements à billes
Polyamide pallet rollers with 2 ball bearings
Polyamid Gabelhubwagenrollen mit 2 Kugellagern

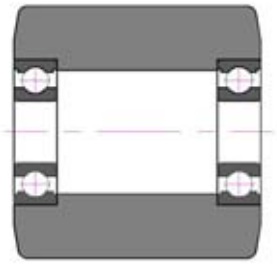

	mm	mm	mm	kg
WHPN 826020S	82	60	20	600
WHPN 827020S	82	70	20	650
WHPN 828020S	82	80	20	900
WHPN 829020S	82	92	20	1100
WHPN 8210020S	82	100	20	1200
WHPN 857520S	85	75	20	900
WHPN 859020S	85	90	20	1100
WHPN 8510020S	85	100	20	1200

Cable guides

WHSK
WHCK

Kabelwielen
Poulies à câble
Cable guides
Seilscheiben

fig 1

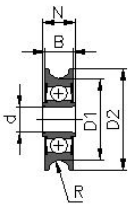

fig 2

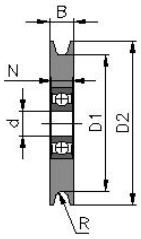

fig 3

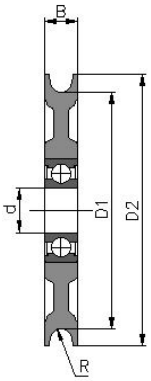

fig 4

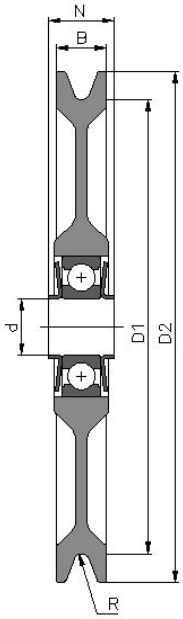

fig 5

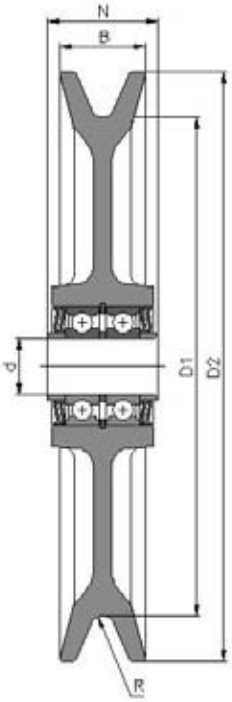

WHSK *= staal // acier // steel // Stahl*
WHCK *= gietijzer // fonte // cast iron // Grauguss*

CODE	*fig.*	D1 mm	D2 mm	B mm	d mm	N mm	r mm	max. kabel Ø max. câble Ø max. cable Ø max. Kabel Ø	kg
WHSK 020	1	20	25	7	6	8	2,5	4	85
WHSK 050	2	50	60	9	9	8	2,5	4	130
WHCK 080	3	80	92	11	15	11	3,5	6	250
WHCK 125	3	125	140	12	17	12	3,5	6	330
WHCK 160	4	160	185	20	20	25	3,5	6	550
WHCK 200/6	4	200	225	22	25	29	3,5	6	650
WHCK 200/9	5	200	235	38	25	49	5	9	750
WHCK 220	5	220	260	38	25	49	5,6	11	800

colson
Colson Europe B.V.

Single flanged wheels

WHCS
WHNS

Smalspoorwielen
roues de wagonnets
single flanged wheels
Spurkranzräder

WHCS
chroomgelegeerd gietijzer GG25
fonte alliée au chrome GG 25
chrome alloy cast iron GG25
chromlegierter Grauguss GG 25

WHNS
nodulair gietijzer GGG 40
fonte nadulaire GGG 40
nodular cast iron GGG 40
Sphäroguss GGG 40

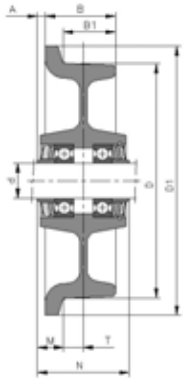

CODE	D mm	D1 mm	B mm	B1 mm	d mm	N mm	T mm	M mm	A mm	kg
WHCS 1003 6440	100	130	45	35	20	57	12,5	16	6	800
WHCS 1253 6440	125	155	50	40	20	57	15	13,5	3,5	900
WHCS 1503 6552	150	180	57	45	25	64	16	16	4	1000
WHNS 180/210	180	210	60	45	50	72	15	21	6	2700
WHCS 2003 6662	200	230	60	45	30	78	17	22	7	1200
WHCS 2503 6662	250	285	65	50	30	78	17	22	7	1500

- Speciale hogetemperatuurbestendige wielen op aanvraag
  Roues spéciales résistant aux hautes températures sur demande
  Special high temperature resistant wheels on demand
  Spezielle Hochtemperaturräder auf Anfrage

- ***WKCS - WKNS***

  Spoorwiel met naafkap – code wijzigt naar WKCS en WKNS
  Roue de wagonnet avec cache-moyeu – code change en WKCS et WKNS
  Single flanged wheel with a hub cap – code changes to WKCS and WKNS
  Spurkranzrad mit Nabenkappe – code ändert nach WKCS und WKNS

Floor lock brakes

TL

TLUS

Verzinkte plaatstalen vloerrem met topplaat, voorzien voor montage aan de onderkant van een kar op bouwhoogte = H + 2 tot 6 mm van het vloeroppervlak

Patin d'immobilisation en tôle d'acier galvanisé avec platine supérieure, pour montage sous un chariot à hauteur totale = H + 2 à 6 mm du sol

Zinc-plated top fitting floor lock, designed to bolt on the underside of a trolley at an overall height = H + 2 to 6 mm above the ground surface

Feststellfuss in verzinktem Stahlblech mit oben Befestigungsplatte, für Montage auf der Unterseite eines Wagens auf Bauhöhe = H + 2 bis 6 mm über dem Boden

CODE	mm	mm	mm	h mm	H mm
TLUS 1	64 x 92	45 x 71/78	8	94	121
TLUS 2	64 x 92	45 x 71/78	8	114	140
TLUS 3	64 x 92	45 x 71/78	8	131	159

TLCM

Verzinkte plaatstalen vloerrem voor zijdelingse montage – vastzettingsgaten uit te voeren door de klant

Patin d'immobilisation en tôle d'acier galvanisé pour montage latéral – trous de fixation à forer par le client

Zinc-plated side plate fitting floor lock, designed to be bolted to one of the sides of a trolley – holes to be drilled by the customer

Seitliger Feststellfuss in verzinktem Stahlblech – Festellöcher vom Kunden auszuführen

mm	h mm	H mm	code LEFT	code RIGHT
165 x 114	346	381	TLCML	TLCMR

- de remblok moet op 33 mm van de vloer staan in vrije stand
  le sabot doit être à 33 mm du sol en position libre
  the floor pad must be 33 mm off the floor in raised position
  der Bremsklotz muss 33 mm über dem Boden in angehobener Position stehen

Floor locks

TLCH

TLCH Floor locks

Gietijzeren vloerrem met topplaat, voorzien voor montage aan de onderkant van een kar op 200 mm van het vloeroppervlak

Patin d'immobilisation en fonte avec platine supérieure, pour montage sous un chariot à 200 mm du sol

Cast iron top fitting floor lock brake, designed to bolt underside of a trolley at 200 mm above the ground surface

Grauguss Feststellfuss mit oben Befestigungsplatte, entworfen für Montage auf der Unterseite eines Wagens bei 200 mm über dem Boden

CODE	mm	mm	mm	h mm	H mm
TLCH	152 x 114	127 x 63,5	12	163,5	208

fig 1

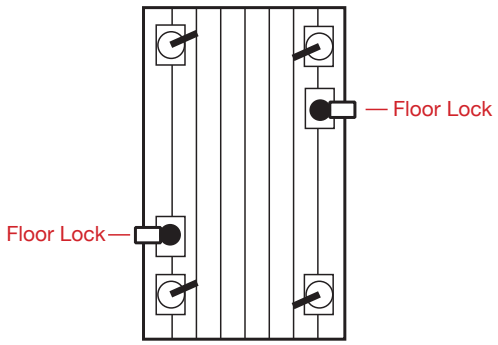

fig 2



- De vloerremmen zijn ontworpen voor gebruik op een vlakke ondergrond en niet aanbevolen voor gebruik op hellende vlakken. Het is aanbevolen om 2 vloerremmen op een wagen met 4 zwenkwielen (Fig. 1) en 1 vloerrem bij 2 zwenk- en 2 bokwielen te monteren.(Fig.2)

  Les patins d'immobilisation sont conçus pour une utilisation sur des surfaces planes et ne sont pas recommandés pour une utilisation sur des surfaces inclinées. Il est recommandé de monter 2 patins sur un chariot avec 4 roulettes pivotantes (Fig. 1) et 1 patin avec 2 roulettes pivotantes et 2 fixes (Fig. 2).

  Floor locks are designed for use on level surfaces and are not recommended for use on inclined surfaces. It is recommended to mount 2 floor locks on trolleys with 4 swivel casters (Fig. 1) and 1 floor lock with 2 swivel and 2 rigid castors (Fig 2).

  Die Feststellfüsse sind für den Einsatz auf ebenen Flächen entworfen und nicht empfohlen zur Verwendung auf geneigten Flächen. Es wird empfohlen, 2 Feststellfüsse auf einen Wagen mit 4 Lenkrollen (Fig. 1) und 1 Feststellfuss mit 2 Lenk- und 2 Bockrollen (Fig. 2) zu montieren.

Pneumatic wheels

PL-SL

PL-SL pneumatic

Luchtbandwielen
Roues pneumatiques
Pneumatic wheels
Räder mit Luftreifen

		mm	mm	mm	kg	mm	Ø	L
WHPL	3.00-4	260	85	75	170	20		
WHPL	4.00-8	400	100	128	200	20	20	128

- luchtband met kunststof velg
  pneumatique avec jante plastique
  pneumatic tyre with a plastic rim
  Luftreifen mit Kunststofffelge

		mm	mm	mm	kg	mm	Ø	L
WHSL	3.00-4	260	85	75	170	20		
WHSL	4.00-8	400	100	128	200	20	20	128

- luchtband met metalen velg
  pneumatique avec jante métallique
  pneumatic tyre with a metal rim
  Luftreifen mit Stahlfelge

- De wielen diameter 400 mm zijn kruiwagenwielen met as.
  Les roues diamètre 400 mm sont des roues pour brouettes avec axe
  The wheels diameter 400 mm are wheelbarrow wheels including an axle
  Die Räder Durchmesser 400 mm sind Räder für Schubkarren mit Achse

SU Puncture proof wheels

lekvrije polyurethaanband - metalen velg
pneu en polyuréthane increvable - jante en acier
puncture-proof polyurethane tyre - metal rim
Pannensichere Polyurethanreifen - Stahlblechfelge

			mm	mm	mm	kg	mm	Ø	L
WHSU 3.00-4	3.00-4		260	85	75	200	20		
WHSU 3.00-8	4.00-8		400	90	128	380	20	20	128

- De wielen diameter 400 mm zijn kruiwagenwielen met as.
  Les roues diamètre 400 mm sont des roues pour brouettes avec axe
  The wheels diameter 400 mm are wheelbarrow wheels including an axle
  Die Räder Durchmesser 400 mm sind Räder für Schubkarren mit Achse

			mm	mm	mm	mm	mm	mm	mm	kg
JLPL 3.00-4	FLPL 3.00-4	3.00-4	260	85	175x175	140x140	14,5	295	70	170

- luchtband met kunststofvelg
  pneumatique avec jante plastique
  pneumatic tyre with a plastic rim
  Luftreifen mit Kunststofffelge

Accessories

Expanders

expanders voor montage op zwenkvorken type "bolt hole"
douilles expansibles pour montage sur les chapes pivotantes type "bolt hole"
expanders for mounting on bolt hole swivel casters
expanders für Montage auf "bolt hole" Lenkgabel

EXR Ø

ronde nylon expander
douille expansible ronde en nylon
round nylon expander
runde Nylon Expander

B = M12	ØA	tube Ø	L
CODE	mm	mm	mm
EXR 19-12	19	Ø 19-21	46
EXR 22-12	22	Ø 22-23	46
EXR 24-12	24	Ø 24-26	46
EXR 27-12	27	Ø 27-29	46
EXR 30-12	30	Ø 30-32	46

■ ***B = M10*** op aanvraag
sur demande
on request
auf Anfrage

EX ⧄

vierkante nylon expander
douille expansible carrée en nylon
square nylon expander
quadratische Nylon Expander

B = M12	⧄ A	tube ⧄	L
CODE	mm	mm	mm
EXV 20-12	20	⧄ 20-21,5	46
EXV 22-12	22	⧄ 22-24	46
EXV 25-12	25	⧄ 25-27	46
EXV 30-12	30	⧄ 30-32	46
EXV 36-12	36	⧄ 36-38	46

■ ***B = M10*** op aanvraag
sur demande
on request
auf Anfrage

holle assen
entretoises
hollow shafts
Hohlachsen

CODE	D	d	L
HAX 100846 RVS	10	8	46
HAX 120842 D	12	8	42
HAX 120842 RVS P	12	8	42
HAX 120845	12	8	45
HAX 120845 RVS	12	8	45
HAX 150845	15	8	45
HAX 150845 RVS	15	8	45
HAX 151047 D	15	10	47
HAX 151049	15	10	49
HAX 151052 P	15	10	52
HAX 151052 RVS P	15	10	52
HAX 251260	15	12	60
HAX 201262 RVS P	20	12	62
HAX 201263	20	12	63
HAX 201361 D	20	13	61
HAX 201362	20	13	62
HAX 201364	20	13	64
HAX 201364 RVS	20	13	64
HAX 251260 RVS	25	12	60
HAX 251264	25	12	64
HAX 251264 RVS	25	12	64
HAX 251662	25	16	62
HAX 301678	30	13	78

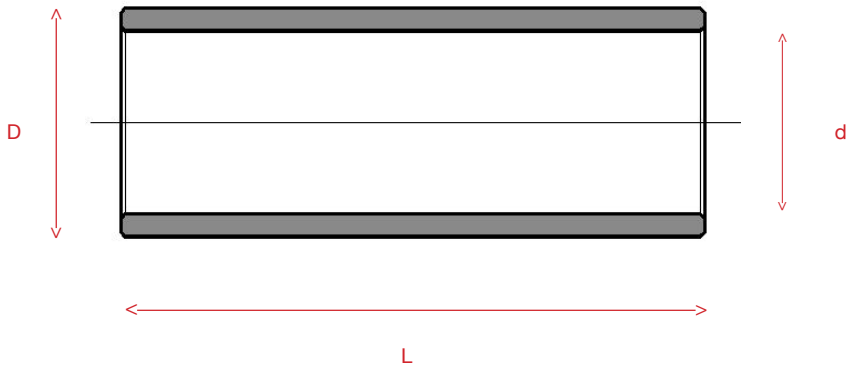

Special Applications

wielen voor medische apparatuur en ziekenhuizen
roues pour appareils médicaux et hôpitaux
castors for medical equipment and hospitals
Räder für medische Geräte und Krankenhäuser

Vulkollan aandrijfwielen
roues motrices en Vulkollan
Vulkollan traction wheels
Vulkollan Antriebräder

verrolbare plateaus voor theateruitrusting
plateaux roulants pour équipements scéniques
scene shifters
Bühnenrollen

geveerde wielen
roulettes à suspension
sprung suspension castors
gefederte Räder

wielen voor supermarkt en grootdistributie
roulettes pour supermachés et grande distribution
supermarket and distribution castors
Räder für Warenhäuser und Vertrieb

steigerwielen
roulettes pour échafaudages
scaffolding castors
Gerüstrollen

in hoogte verstelbare wielen
roulettes escamotables
jacking castors
höhenverstellbare Räder

cargo castors voor luchttransportsystemen
cargo castors pour installations de cargo aéroportuaire
cargo castors for air cargo transport systems
cargo castors für Luftfracht Transportsysteme

gietijzeren en stalen wielen en assen
roues et axes en fonte et acier
cast iron and steel wheels and axles
Gusseisen und Stahlräder und Achsen

zwaarlast wielen voor draagvermogens tot 12.000 kg
roues pour fortes charges jusqu'à 12.000 kg
heavy-duty castors for load capacities up to 12.000 kg
Schwerlast Räder für Belastungen bis 12.000 kg

Castors
Rollen
Roulettes
Ruedas
Ruote
Zestawy kołowe

Inhalt / Summary / Sommaire / Sumario / Sommario / Spis treści

Händler / Distributors / Distributeurs / Distribuidores / Distributori / Dystrybucja

Möbelrollen / Furniture Castors / Roulettes d'ameublement
Ruedas para Muebles / Ruote per mobili / Zestawy meblowe

Apparaterollen / Apparatus Castors / Roulettes d'appareils
Ruedas para aparatos / Ruote per apparechi / Zestawy aparaturowe

Medizinisch-technische Rollen / Medical Castors / Roulettes d'hopitaux
Ruedas para hospital / Ruote per il settore medicale / Zestawy medyczne

Supermarktrollen / Supermarket Castors / Roulettes de supermarché
Ruedas supermercado / Ruote per supermercati / Zestawy do wózków sklepowych

Transportrollen / Transport Castors / Roulettes de manutention
Ruedas para el transporte / Ruote per trasporto / Zestawy przemysłowe

Edelstahlrollen / Stainless Steel Castors / Roulettes inoxydables
Ruedas inoxidables / Ruote in acciaio inox / Zestawy ze stali nierdzewnej

Schwerlastrollen / Heavy Duty Castors / Roulettes fortes charges
Ruedas altas cargas / Ruote per carichi pesanti / Zestawy do dużych udźwigów

Serie		Page																														
Swivel	Fix		14	16	20	25	30	35	38	40	45	50	60	63	65	70	75	78	80	85	100	125	150	160	170	175	180	200	250	260	300	400
290		8					x	x			x	x						x														
292		9										x							x													
293		10								x		x																				
228		11				x	x	x		x	x	x																				
316		11					x		x																							
177		12										x																				
	176	12										x																				
	153	13	x		x	x	x	x		x	x	x																				
	156	13		x																												
	258	14					x	x																								
245		14								x		x	x				x															
119		15										x																				
BR		16				x		x				x																				
	57	17																	x		x	x	x		x			x				
228	227	18				x	x			x		x			x																	
340	345	20					x			x		x	x				x				x	x										
341	346	22-23										x					x				x											
347	346	24-25										x		x					x		x	x										
357	354	26-27																			x	x	x									
357-5	354-5	28-29																			x	x	x									
360		30-31										x					x															
361		32-33															x															
367	364	34-35																	x		x	x	x					x				
600		36-37															x		x		x											
381		38-39															x				x	x										
Solus		40-41																			x	x	x									
390		42-43																	x		x	x	x					x				
390+		44-45																	x		x	x	x					x				
391		46-47																			x	x	x					x				
383		48-49																				x	x									
384		50-51																				x	x									
398		52-53																				x	x					x				
399		54-55																					x									
362		56						x																								
36316		56									x																					
Solus		57															x		x													
362		62															x				x	x										
363		63																				x										
Mall		64-65																				x										
421		66																	x		x											
406		66																	x		x											
JSFN	FSFN	67														X					x											
440	438	68																	x		x											
	26G	69																												x		x
	26R	69																												x		x
441	439	70-79									x				x				x		x	x	x	x			x		x			
JPPF	FPPF	81-81																	x		x	x		x				x				
JTCO	FTCO	82-83																			x	x										
478	477	84-85																			x	x	x					x				
394	393	86-87																			x	x										
347	346	88-89										x	x	x					x		x	x										
406	405	90-91																	x		x	x	x			x		x				
TSH	TFH	93-93																			x	x	x					x	x		x	
2SH	2FH	94-95																				x	x					x				
2SL		96										x																				
XSH	XFH	97																		x												
	Floor Lock	98																														
Bussines		99										x					x															

Serie		Page							
Swivel	Fix								
290		8	15 to 60		x	x			x
292		9	35 to 60		x	x			x
293		10	20 to 35		x	x			x
228		11	15 to 40		x				
316		11	15 to 20	x					
177		12	40						x
	176	12	40						x
	153	13	15 to 40		x				
	156	13	20		x				
	258	14	20 to 30		x				
245		14	20 to 35						x
119		15	50			x			
BR		16	50 to 100						x
	57	17	30 to 150						
228	227	18	15 to 60		x				
340	345	20	15 to 120	x	x				x
341	346	22-23	40 to 65	x	x	x		x	
347	346	24-25	40 to 80	x	x		x	x	
357	354	26-27	100 to 120	x	x		x	x	
357-5	354-5	28-29	90 to 130	x	x	x	x		
360		30-31	60 to 80	x	x				
361		32-33	100		x				
367	364	34-35	100 to 120	x	x		x	x	
600		36-37	70 to 100	x	x	x	x		
381		38-39	75 to 110		x	x			
Solus		40-41	75 to 110			x			
390		42-43	100 to 120						x
390+		44-45	100 to 120						x
391		46-47	100 to 120						x
383		48-49	120 to 150						x
384		50-51	135 to 140						x
398		52-53	150						x
399		54-55	150			x			x
362		56	100		x	x			
36316		56	50	x					
Solus		57	50 to 100	x			x	x	
362		62	55 to 100	x					x
363		63	60	x		x			x
Mall		64-65	60	x		x			x
421		66	80 TP 100	x	x				
406		66	60 TO 80	x	x				
JSFN	FSFN	67	160 TO 240		x				
440	438	68							
	26G	69	100 to 200						
	26R	69	50 to 100						
441	439	70-79	50 to 350	x	x				
JPPF	FPPF	81-81	120 to 225	x	x				
JTCO	FTCO	82-83	200 to 250	x	x				
478	477	84-85	160 to 600		x				
394	393	86-87	100	x	x				
347	346	88-89	40 to 70	x	x				
406	405	90-91	100 to 180	x	x				
TSH	TFH	93-93	340 to 1400		x				
2SH	2FH	94-95	720 to 1500		x				
2SL		96	160 to 270		x				
XSH	XFH	97	410 to 600		x				
	Floor Lock	98							
Bussines		99	250 to 540		x				

290a Lenkrolle / Swivel castor / Roulette pivotante
Rueda giratoria / Ruota piroettante / Rolka obrotowa

290b Lenkrolle mit Radfeststeller / Swivel castor with wheel brake / Roulette pivotante avec frein de roue
Rueda giratoria con freno radial / Ruota piroettante con blocaggio della ruota nuda
Rolka obrotowa z hamulcen

Technische Beschreibung

Kunststoffdoppelrolle,
Befestigungen verzinkt,
harte Lauffläche (für weiche Böden).

Technical description

Twin wheel caster
plastic body
plate ,threaded stem or wood fitting

Description technique

Roulette jumelée
Support plastique noir
Fixation à platine / à tige filetèe ou bois

Descripción técnica

Rueda doble
Aro de plástico negro
Fijación a pletina o roscada

Descrizione tecnica

Ruota gemella con supporto in plastica nera,
fissaggio con piastra o perno

Opis techniczny

Zestaw z podwójnymi kołami
tworzywowa piasta
Mocowanie na płytkę, gwintowany trzpień

Einsatzbereiche	Areas of application	Utilisations	Áreas de aplicación	Ambito di applicazione	Zakres zastosowania
Kleinmöbel	Tables	Dessertes	Muebles	Mobili	Meble
Displayständer	Trolleys	Meubles	Mesas	Tavoli	Witryny
	Display Stands	Tables	Displays	Vetrine	Gabloty
	Small furniture	Présentoirs		Carrelli vivande	Stojaki

30	=	41	48,0	15,0	38x38	28x28	15	290a 030 ZPS	
35	=	41	47,0	15,0	38x38	28x28	15	290a 035 ZPS	
40	=	41	50,0	15,0	38x38	28x28	20	290a 040 ZPS	
50	=	59	59,0	20,0	38x38	28x28	35	290a 050 KP2	290b 050 KP2
78	=	64	83,0	27,0	38x38	28x28	60	290a 080 KPS	290b 080 KPS

30	=	41	38,0	15,0	M8x15		15	290a 030 ZGB	
35	=	41	41,0	15,0	M8x15		15	290a 035 ZGB	
40	=	41	54,0	15,0	M8x15		20	290a 040 ZGB	
50	=	59	64,0	20,0	M8x15		35	290a 050 KGB	290b 050 KGB
50	=	59	55,0	20,0	M10x15		35	290a 050 KGC2	
75	=	64	83,0	27,0	M8x15		60	290a 075 KGB	290b 075 KGB

Weitere Befestigungen / Fitting Options / Options de fixations / Fijaciones Opcionales / Fissaggi alternativi / Typy mocowań

Holzbefestigung/Wood fitting
Fixation bois / Fijación Madera
Fissaggio al legno/ Mocowanie do drewna
7X30

292a Lenkrolle / Swivel castor / Roulette pivotante
Rueda giratoria / Ruota piroettante / Rolka obrotowa

292b Lenkrolle mit Radfeststeller / Swivel castor with wheel brake / Roulette pivotante avec frein de roue
Rueda giratoria con freno radial / Ruota piroettante con blocaggio della ruota nuda
Rolka obrotowa z hamulcen

Technische Beschreibung

Kunststoffdoppelrolle,
Befestigungen verzinkt,
weiche Lauffläche (für harte Böden).

Technical description

Twin wheel caster
polyamide body
pu tyre for hard floor
plate ,threaded stem or wood fitting
optional wheel brake

Description technique

Roulette jumelée support
polyamide roue bandage
polyuréthane souple pour sol
dur fixation à tige à platine ou à en foncer
Frein de roue en option

Descripción técnica

Rueda doble
Cuerpo de poliamida
Bandaje PU para suelos duros
Pletina, espiga roscada o fijación para madera
Opcionalmente con freno

Descrizione tecnica

Ruota gemella in poliamide, con battistrada in
poliuretano mordibo per paviimenti duri,
fissaggio con piastra, perno filettato o a
baionetta. Freno ruota opzionale

Opis techniczny

Zestawz podwójnymi kołami
Piasta poliamidowa
Bieżnik poliuretanowy
Mocowanie na płytkę, gwintowany trzpień
Zestaw hamowany - występuje jako opcja

Einsatzbereiche	Areas of application	Utilisations	Áreas de aplicación	Ambito di applicazione	Zakres zastosowania
Kleinmöbel	Tables	Dessertes	Muebles	Mobili	Meble
Displayständer	Trolleys	Meubles	Mesas	Tavoli	Witryny
	Display Stands	Tables	Displays	Vetrine	Gabloty
	Small furniture	Présentoirs		Carrelli vivande	Stojaki

50	=	63	55,0	20,0	38x38	28x28	35	292a 050 KP2	292b 050 KP2
80	=	64	83,0	20,0	38x38	28x28	60	292a 080 KPS	292b 080 KPS

50	=	63	55,0	20,0	M8x15		35	292a 050 ZGB2	292b 050 ZGB2
50	=	63	55,0	20,0	M8x30		35	292a 050 ZGB3	292b 050 ZGB3
50	=	63	55,0	20,0	M10x15		30	292a 050 ZGC2	292b 050 ZGC2
80	=	64	83,0	20,0	M12x25		60	292a 080 KGD	292b 080 KGD
80	=	64	83,0	20,0	M8x15		60	292a 080 KGB2	292b 080 KGB2

Weitere Befestigungen / Fitting Options / Options de fixations / Fijaciones Opcionales / Fissaggi alternativi / Typy mocowań

KS02 11X20

293a Lenkrolle / Swivel castor / Roulette pivotante
Rueda giratoria / Ruota piroettante / Rolka obrotowa

293b Lenkrolle mit Radfeststeller / Swivel castor with wheel brake / Roulette pivotante avec frein de roue
Rueda giratoria con freno radial / Ruota piroettante con blocaggio della ruota nuda
Rolka obrotowa z hamulcen

Technische Beschreibung

Kunststoffdoppelrolle,
Gehäuse (silber),
Befestigungen verzinkt,
Rad aus Polyamid,
harte Lauffläche (für weiche Böden).

Technical description

Twin wheel caster
black plastic body with metal cover or Zinc Alloy

Description technique

Roulette jumelée plastique noir
Support métallisé chromé ou zamak

Descripción técnica

Rueda doble de plástico negro
Soporte cromado o zamak

Descrizione tecnica

Ruota gemella in plastica nera
Supporto in metallo cromato o zama

Opis techniczny

Zestaw z podwójnymi kołami
Piasta koła w kolorze czarnym z metaliczną lub chromową osłoną

Einsatzbereiche

Kleinmöbel
Displayständer

Areas of application

Tables
Trolleys
Display Stands
Small furniture

Utilisations

Dessertes
Meubles
Tables
Présentoirs

Áreas de aplicación

Muebles
Mesas
Displays

Ambito di applicazione

Mobili
Tavoli
Vetrine
Carrelli vivande

Zakres zastosowania

Meble
Witryny
Gabloty
Stojaki

40	=	41	54,0	15,0	38x38	28x28	20	293a 040 ZPS	
50	=	59	64,0	20,0	38x38	28x28	35	293a 050 ZPS	293b 050 ZPS

40	=	41	54,0	15,0	M8x15		20	293a 040 ZGB	
50	=	59	64,0	20,0	M8x15		35	293a 050 ZGB	293b 050 ZGB

KS02 11X20

316a Lenkrolle / Swivel castor / Roulette pivotante
Rueda giratoria / Ruota piroettante / Rolka obrotowa

228a Lenkrolle / Swivel castor / Roulette pivotante
Rueda giratoria / Ruota piroettante / Rolka obrotowa

Technische Beschreibung

Stahlblechgehäuse,
verzinkt–passiviert,
einreihiger Kugellauf im Gabelkopf,
Gleitlagerrad aus Polypropylen.

Technical description

Metal housing
Zinc passivated
Single-row ball race in fork head

Description technique

Chape en tôle d'acier
Zinguée
Roulement à une rangée de billes dans la chape

Descripción técnica

Acero estampado
Cincado pasivado
Soporte con cabeza giratoria con una hilera de bolas

Descrizione tecnica

Lamiera d'acciaio
Passivizzata zincata
Corona ad un giro di sfere nella testa della forcella

Opis techniczny

Obudowa z blachy stalowej
Pasywowana cynkowo
Jednorzędowa prowadnica kulek w głowicy widelca

Einsatzbereiche

Displayständer
Gefäße für Hydrokultur
Kleinmöbel

Areas of application

Audio furniture
Containers for hydroculture
Display stands

Utilisations

Bacs à fleurs
Equipements de magasins
Meubles capitonnés
Meubles hi-fi

Áreas de aplicación

Estanterías de tiendas
Expositores
Expositores de postales
Interiores de tiendas

Ambito di applicazione

Arredamento per negozi
Contenitori per idrocoltura
Mobiletti stereo

Zakres zastosowania

Urzadzenia sklepowe
Meble małogabarytowe
Meble na sprzęt audio
Meble tapicerowane

Serie 00G
(PP)

25	=	14	39,0	18,0	47x47	35x35	15	228a 00G025z ZPS
30	=	15	42,0	18,0	47x47	35x35	15	228a 00G030z ZPS
35	=	18	48,0	18,0	47x47	35x35	25	228a 00G035z ZPS
40	=	18	57,0	23,0	57x57	43x43	35	228a 00G040z ZPS
45	=	18	60,0	23,0	57x57	43x43	35	228a 00G045z ZPS
50	=	19	62,0	23,0	57x57	43x43	40	228a 00G050z ZPS

Serie 00G
(PP)

30	=	18	46,0	15,5			15	316a 00G030z ZLB
38	=	17	59,0	17,5			20	316a 00G038z ZLC

ZLC 8,2 mm
ZLB 10,2 mm

177a Lenkrolle / Swivel castor / Roulette pivotante
Rueda giratoria / Ruota piroettante / Rolka obrotowa

176a Bockrolle / Fixed castor / Roulette fixe
Rueda fija / Ruota fissa / Rolka stała

Technische Beschreibung

Stahlblechgehäuse, verzinkt-passiviert, federnd mit belastungsabhängiger, Feststellwirkung, Anschraubplatte demontierbar, 90 Grad schwenkbar, Federweg max. 22 mm, Federdruck 17 kg

Technical description

Metal housing, Zinc passivated
With load related locking effect
Screw-on plate can be removed
Turned through 90°, Total spring distance max. 22 mm,Total spring pressure 17 kg

Description technique

Chape en tôle d'acier, Zinguée
Ressort avec freinage en fonction de la charge
Platine démontable
Pivotement à 90 degrés,Débatttement maximum 22 mm,Pression de débattement 17 kg

Descripción técnica

Soporte de acero estampado, Cincado-pasivado
Con muelle y bloqueo en función de la carga
Platina atornillable desmontable
Giratoria 90 grados, Recorrido máximo del muelle 22 mm,Presión del muelle 17 kg

Descrizione tecnica

Supporto in lamiera d'acciaio,Passivizzato zincato, Molleggiato con effetto di bloccaggio dipendente dalla sollecitazione,Piastra smontabile,piroettabile a 90°
Cammino di molleggio max. 22 mm, pressione di molleggio 17 kg

Opis techniczny

Obudowa z blachy stalowej, Pasywowana cynkowo, Spreżysta z zależnym od obciąźenia działaniem hamulca, Moźliwa do zdemontowania płyta mocująca, Obrót o 90 stopni , Ugięcie sprężyny maks. 22 mm,nacisk sprężyny 17 kg

Einsatzbereiche	Areas of application	Utilisations	Áreas de aplicación	Ambito di applicazione	Zakres zastosowania
Leitern	Ladders	Echelles	Escaleras	Scale	Drabiny

Serie 33C
(PA/RUBBER)

⌀	H						
50		18	155,0	24	59,5x48	22,5x38	40

177a 33C050b ZPS

Serie 33C
(PA/RUBBER)

⌀	H						
50		18	155,0		59,5x48	22,5x38	40

176a 33C050b ZPS

153a Bockrolle / Fixed castor / Roulette fixe
Rueda fija / Ruota fissa / Rolka stała

156a Bockrolle / Fixed castor / Roulette fixe
Rueda fija / Ruota fissa / Rolka stała

Technische Beschreibung

Stahlblechgehäuse
verzinkt–passiviert

Technical description

Sheet steel housing
Zinc passivated

Description technique

Roulette fixe en tôle d'acier
Zinguée

Descripción técnica

Rueda fija de acero estampado
Cincado-pasivado

Descrizione tecnica

Supporto in lamiera d'acciaio
Passivizzato zincato

Opis techniczny

Obudowa z blachy stalowej
Pasywowana cynkowo

Einsatzbereiche	Areas of application	Utilisations	Áreas de aplicación	Ambito di applicazione	Zakres zastosowania
Bettcouch Kleinmöbel Schubladen	Drawers Small furniture Sofa beds	Bricolage Canapés Tiroirs	Bricolaje Cajones Sofás	Cassetti Divani letto Piccoli mobili	Niewielkie meble Szuflady Tapczany do spania

Serie 00G
(PP)

⌀	H						
14	=	15	18		10x30	20,0	15
20	=	10	22		34x12	25,0	20
25	=	14	27,0		50x20	35,5	15
30	=	15	33,5		45x20	35,5	15
35	=	18	39,0		50x25	40,0	25
40	=	18	46,5		67x26	54,0	35
45	=	18	49,0		67x26	54,0	35
50	=	19	51,5		67x26	54,0	40

153a 00G014z ZPS
153a 00G020z ZPS
153a 00G025z ZPS
153a 00G030z ZPS
153a 00G035z ZPS
153a 00G040z ZPS
153a 00G045z ZPS
153a 00G050z ZPS

Serie 33G
(PP-RUBBER)

⌀	H						
50	=	18	51,5		67x26	54,0	40

153a 33G050b ZPS

Serie00G
(PP)

⌀	H						
16	=	19	19,5		42x23	28,5	20

156a 00G016g ZPS

258a Kugelrolle / Ball castor / Ball castor
Rueda esférica / Ruota a sfera / Ball castor

245a Lenkrolle / Swivel castor / Roulette pivotante
Rueda giratoria / Ruota piroettante / Rolka obrotowa

Technische Beschreibung

258a: Kunststoffkugelrolle
verchromte Stahlkugel
245a: Stahlblechgehäuse
verzinkt-passiviert
mit Einschlagbefestigung

Technical description

258a: Chrome steel ball
Plastic body
245a: swivel caster on plastic socket
plastic wheel

Description technique

258a: Bille - acier chromé
Support plastique
245a: Pivotant sur douille plastique
Acier zingué - roue plastique

Descripción técnica

258a: Bola de acero cromado
Cuerpo plástico
245a: Giratoria
Acero zincado

Descrizione tecnica

258a: Sfera in acciaio cromato
245a: Rotazione su boccola in plastica
Acciaio zincato – ruota in plastrica

Opis techniczny

258a: Kulka stalowa chromowana
Plastikowa piasta
245a: Zestaw obrotowy
ocynkowany

Einsatzbereiche	Areas of application	Utilisations	Áreas de aplicación	Ambito di applicazione	Zakres zastosowania
Bettcouch Kleinmöbel	Diy Drawers	Bricolage Tiroirs	Bricolaje Cajones	Cassetti Divani letto	Niewielkie meble Szuflady

Ø	H						
30	=	16	20	30	3	20	258a 030Z
35	=	20	23	35	3	30	258a 035Z

Ø	H					
40	=	8	46,0	13,0	20	245a 37G040c NFP
50	=	9	60,0	15,0	30	245a 37G050c NFP
60	=	9	71,0	20,0	20	245a 37G060c NFP
75	=	12	109,0	35,0	35	245a 37G075c NFP

Ø	H					
40	=	20	50,0	7x30	30	245a 29G040z ZFP

Ø	H					
35	=	18	60,0	7x30	10	245a 00G035z ZFP

119a Lenkrolle / Swivel castor / Roulette pivotante
Rueda giratoria / Ruota piroettante / Rolka obrotowa

Technische Beschreibung

Maß Oberkante Kugel / obere Mutter 65 mm
Kugel-Lenkrolle
Gewindebüchse M 14x1,5x44 mm, 2 Muttern, Gummi-Dichtungsring
Stahldraht-Konstruktion mit schwarzem Gummi-kugelrad (Shore A 70)

Technical description

Ball bearing-swivel castor
Steel wire construction with black rubber spherical wheel (shore a 70)
Measurement top edge ball bearing upper nut 65 mm
Threaded pin M 14x1,5x44 mm, 2 nuts, rubber seal-ing ring

Description technique

Fil d'acier de construction avec roue en caoutchouc noir sphérique (shore a 70)
Tige filetée M14x1, 5x44 mm, 2 écrous, joint en caoutchouc
Mesure bord supérieur supérieur de support écrou à billes 65 mm
Roulette pivotante à roulement à billes

Descripción técnica

Distancia de la parte superior de la bola al primer hilo de tuerca 65 mm.
Ejecución en hilo de acero y aro de goma negra con cojinete de bolas
Casquillo roscado M14x1,5x44 mm. 2 tuercas, juntas de estanqueidad de goma
Cojinete a bolas- rueda giratoria

Descrizione tecnica

Misura superiore bordo superiore di sfere dado 65 millimetri
Perno filettato M14x1, 5x44 mm, 2 dadi, anello di tenuta in gomma
Cuscinetti a sfere supporto girevole
Costruzioni in filo d'acciaio con ruote in gomma nera sferica (shore a 70)

Opis techniczny

Konstrukcja z drutu stalowego z czarnym gumowym kołem sferycznej (shore a 70)
Trzpień gwintowany M14x1, 5x44 mm, 2 nakrętki, gumowy pierścień uszczelniający
Pomiar górnej krawędzi górnej kulkowy nakrętka 65 mm
Łożysko kulkowe samonastawne obrotowe

Einsatzbereiche	Areas of application	Utilisations	Áreas de aplicación	Ambito di applicazione	Zakres zastosowania
Glasbearbeitungstische Bandschleifmaschinen	Glass cutting tables Belt grinding machines	Tables de coupe de verre Machines de meulage à courroie	Máquinas moledoras a correas Mesas para cortar vidrio	Macchine nastro abrasivo Vetro tavoli da taglio	Stoły do cięcia szkła Szlifierki taśmowe

Ø	H						
50	=	50	110,3	M14x1	5x44	50	119 050

Technische Beschreibung

Gehäuse und Rad (Messing),
Räder mit Gleitlager

Technical description

Fork and wheel made from brass,
polish ,plain bearing

Description technique

Chape et roue laitonnées et polies alésage lisse

Technische Beschreibung

Kunststoff-Radkörper,
Gleitlager,
Reifen aus recyceltem Gummi

Technical description

Wheel plastic centre plainbearing offset bore tyre in
recyceld rubber black

Description technique

Roue corps plastique noir ou blanc alésage lisse
Moyeu déporté bandage caoutchouc synthétique
noir

Descripción técnica

Soporte y aro en latón
Eje liso

Descrizione tecnica

Ruota e forcella in ottone lucido
asse liscio

Opis techniczny

Widelec oraz koło wykonane z mosiądzu,
polerowane, łożysko ślizgowe

Descripción técnica

Aro de plástico negro o blanco
Eje buje liso
Núcleo de caucho sintético

Descrizione tecnica

Corpo ruota in plastica
Foro centrale e fascia
Scorrimento in caucciu riciclato

Opis techniczny

Piasta koła wykonana z tworzywa
łożysko ślizgowe
czarny bieżnik

Einsatzbereiche	Areas of application	Utilisations	Áreas de aplicación	Ambito di applicazione	Zakres zastosowania
Stühle	Hardware	Bricolage	Bricolage	Bricolage	Szuflady
Möbel	Drawer	Tiroirs	Cajones	Cassetti	Krzesła
Geräte	Chair	Fauteuils	Sillones	Divani	Meble
Schubladen	Old furniture	Meubles anciens	Muebles antiguos	Mobili antichi	

35	=	18	42,0	25,0	6x60	70	BR.35MM VIS AGLO
50	=	20	62,0	35,0	6x60	100	BR.50MM VIS AGLO
25	=	15	37,0	22,0	6x35	50	BR.25MM TIGE BOIS

35	=	18	42,0	25,0	6x60	70	BR.35MM CLOU
50	=	20	62,0	35,0	6x60	100	BR.50MM CLOU

25	=	8	35,0	25,0	6x34	20	E LAI. 25MM TIGE34X6
35	=	10	40,0	25,0	6x34	20	E LAI. 30MM NOIR TIGE 34X6

125	=	35	38,0	15,0	30	57G125mRAL9005
125	=	35	38,0	15,0	30	57G125mRAL9010
150	=	45	44,0	12,0	80	57G150mRAL9005
150	=	45	44,0	10,0	80	57G150m10RAL9010
170	=	45	44,0	12,,0	90	57G170mRAL9010
200	=	45	44,0	12,0	100	57G200mRAL9005

80	=	26	35,0	8,0	30	07G080r-4
100	=	25	26,0	10,0	30	07G100r-4
125	=	35	38,0	15,0	40	07G125r-4
150	=	30	38,0	15,0	70	07G150r-4
175	=	45	44,0	20,0	80	07G175r-4
200	=	40	44,0	20,0	80	07G200r-4
250	=	50	58,0	20,0	130	07G250r-4
300	=	60	72,0	25,0	150	07G300r-4

228a Lenkrolle / Swivel castor / Roulette pivotante
Rueda giratoria / Ruota piroettante / Rolka obrotowa

227a Bockrolle / Fixed castor / Roulette fixe
Rueda fija / Ruota fissa / Rolka stała

Einsatzbereiche / Applications / Applications
Apliaciones / Applicazioni / Zastosowania

Technische Beschreibung

Stahlblechgehäuse,
verzinkt-passiviert,
einreihiger Kugellauf im Gabelkopf,
Polyamidrad weiß (p)/schwarz (g)

Technical description

Swivel caster ,zingated fork,one ball race
wheel Nylon white (p) or grey(g)

Description technique

Roulette chape acier zingué
pivotante un chemin de billes
roue polyamide blanc (p)
roue polyamide gris (g)

Descripción técnica

Rueda de acero estampado
Eje giratorio de una hilera de bolas
Aro de poliamida blanca (p)
Aro de poliamida negra (g)

Descrizione tecnica

Ruota jn acciaio stampato zincato rotazione su
corona ad un giro di sfere
in poliamide bianca (p)
in poliamide grigia (g)

Opis techniczny

Zestaw obrotowy
Widelec ocynkowany z pojedyńczą bieżnią
koło poliamidowe w kolorze białym lub czarnym (g)

Einsatzbereiche	Areas of application	Utilisations	Áreas de aplicación	Ambito di applicazione	Zakres zastosowania
Kleinmöbel Displayständer	Furniture Lamps	Meubles Légers	Muebles Lámparas	Mobili Espositori	Meble

25	=	12	36	10	40x17	30	15	228a 00G025p ZPS	
25	=	13	45	13	40x17	30	25	228a 00G025g ZPS	227a 00G025g ZPS
30	=	16	48	13	42x42	32x32	20	228a 00G030g ZPS	
40	=	17	60	18	47x39	36x26	30	228a 00G040p ZPS	227a 00G040p ZPS
50	=	20	65	21	58x48	46x35	50	228a 00G050p ZPS	227a 00G050p ZPS
65	=	25	82	24	65x54	52x39	60	228a 00G065p ZPS	227a 00G065p ZPS



Weitere Befestigungen / Fitting Options / Options de fixations / Fijaciones Opcionales / Fissaggi alternativi / Typy mocowań

g	RAL7004

340a-5 / 340h-5

Lenkrolle / Swivel castor / Roulette pivotante
Rueda giratoria / Ruota piroettante / Rolka obrotowa
Lenkrolle mit Totalfeststeller nachlaufend /Swivel castor with total brake mounted behind / Roulette pivotanteavec frein total arrière
Rueda giratoria con freno total trasero /Ruota piroettante con bloccaggio totale posteriore / Rolka obrotowa z całkowitą blokadą

345a-5

Bockrolle / Fixed castor / Roulette fixe
Rueda fija / Ruota fissa / Rolka stała

Technische Beschreibung

Stahlblech,
verzinkt-passiviert,
Schwenklager mit zweireihigem Kugellauf
TPE-Rad (Shore A 80),
Kunststoffrad-Radkörper,
Gleitlager.

Technical description

Sheet steel metal
Zinc passivated
Swivel bearing with double ball race

Description technique

Fixation a oeil
Zinguée
Pivot avec roulement à deux rangées de billes

Descripción técnica

Zincado pasivado
Acero estampado
Giratoria con doble hilera de bolas

Descrizione tecnica

Lamiera d'acciaio
Passivizzata zincata
Cuscinetto piroettante con corona a doppio giro di sfere

Opis techniczny

Blacha stalowa
Pasywowana cynkowo
łozysko obrotowe z dwurzędową prowadnicą kulek

Einsatzbereiche

Computertische
Displayständer
Infusionsständer
Kartenständer
Kleiderständer
Kleinmöbel

Areas of application

Bedside cabinets
Computer tables
Display stands
Dustbins
File carts
Garment stands

Utilisations

Paniers empilables
Petits meubles
Présentoirs
Présentoirs de cartes postales
Présentoirs de journaux
Présentoirs de prospectus

Áreas de aplicación

Cubos de basura
Dispensadores de periódicos
Dispensadores de postales
Estands de ventas
Equipamiento deportivo
Expositores

Ambito di applicazione

Comodini
Contenitori per rifiuti
Espositori giornali
Espositori merce
Piccoli mobili
Portacarte

Zakres zastosowania

Meble małogabarytowe
Pojemniki na odpady
Stojaki infuzyjne
Stojaki na gazety
Stojaki na mapy
Stojaki na prospekty

Serie 29G
(PP/TPR)

30	=	15		51,0	23,0	15	340a 29G030r ZPS-5*	-	-
40	=	15		58,0	23,0	20	340a 29G040r ZPS-5*	-	345a 29G040r ZPS-5*
50	=	20	68,0	69,5	24,0	40	340a 29G050r ZPC-5*	340h 29G050r ZPC-5*	345a 29G050r ZPC-5*
60	=	21	86,0	88,0	26,0	50	340a 29G060r ZPC-5*	-	-
75	=	25	98,0	100,0	28,0	60	340a 29G075r ZPC-5*	340h 29G075r ZPC-5*	345a 29G075r ZPC-5*
100	=	27	131,5	134,0	37,0	90	340a 29G100r ZPC-5*	340h 29G100r ZPC-5*	345a 29G100r ZPC-5*
125	=	27	154,5	157,0	45,0	120	340a 29G125r ZPC-5*	340h 29G125r ZPC-5*	345a 29G125r ZPC-5*

Serie 34G
(PP/PU)

40	=	16		58,0	24,0	20	340a 34G040n ZPS-5*	-	345a 34G040n ZPS-5*

Spezialausführung / Special Finishing / Fixation spéciale
Acabado especial / A richiesta / Wykończenie specjalne

30	=	16	49,0	16,0	15	340a 29G030r ZLB-5
40	=	18	58,0	20,0	20	340a 29G040r ZLB-5

Spezialausführung / Special Finishing / Fixation spéciale
Acabado especial / A richiesta / Wykończenie specjalne

50	=	20	71,0	25,0	20	340a 29G050r ZCS-5

Weitere Befestigungen / Fitting Options / Options de fixations / Fijaciones Opcionales / Fissaggi alternativi / Typy mocowań

ZLC 10,5 mm
ZLB 8,2 mm

ZPS-5 46x36/36x26/5
ZPC-5 60x60/43x43/6,3

Optional / Optionally / Option /Opcionalmente / Opzionalmente / Opcjonalnie

Metallfadenschutz,
Metal Threadguards,
Pare-fils métalliques,
Pletinas laterales antihilos,
Parafilo in metallo,
Metalowe osłony przeciwwłóknowe

340a/341a
345a/346a

Lenkrolle / Swivel castor / Roulette pivotante
Rueda giratoria / Ruota piroettante / Rolka obrotowa
Bockrolle / Fixed castor / Roulette fixe
Rueda fija / Ruota fissa / Rolka stała

340b
341h

Lenkrolle mit Radfeststeller / Swivel castor with wheel locking brake
Roulette pivotante avec frein de roue /Rueda giratoria con freno
Ruota piroettante con freno/ Rolka obrotowa z hamulcem
Lenkrolle mit Totalfeststeller nachlaufend/ Swivel castor with total brake mounted behind
Roulette pivotanteavec frein devant /Rueda giratoria con freno total trasero
Ruota piroettante con bloccaggio totale posteriore/ Rolka obrotowa z całkowitą blokadą

Technische Beschreibung

Stahlblech,
verzinkt-passiviert,
Schwenklager mit zweireihigem Kugellauf
Rad mit Vollgummireifen (Shore A 80),
Kunststoffradkörper oder
Stahlblechfelge mit Metall-Fadenschutz.

Technical description

Sheet steel metal
Zinc passivated
Swivel bearing with double ball race
Wheel-axle riveted

Description technique

Fixation a oeil
Zinguée
Pivot avec roulement à deux rangées de billes
Axe riveté

Descripción técnica

Zincado pasivado
Acero estampado
Giratoria con doble hilera de bolas
Eje de rueda remachado

Descrizione tecnica

Lamiera d'acciaio
Passivizzata zincata
Cuscinetto piroettante con corona a doppio giro di sfere
Asse ruota rivettata al supporto

Opis techniczny

Blacha stalowa
Pasywowana cynkowo
łożysko obrotowe z dwurzędową prowadnicą kulek
Oś kółka

Einsatzbereiche

Abfallsammler
Aktenwagen
Computertische
Displayständer
Infusionsständer
Kartenständer
Kleiderständer
Kleinmöbel

Areas of application

Bedside cabinets
Computer tables
Display stands
Dustbins
File carts
Garment stands
Greeting card dispensers

Utilisations

Chariots à documentstus
Chariots pour ustensiles de ménage
Equipements sportifs
Installations de collectedes déchets
Paniers empilables
Petits meubles

Áreas de aplicación

Aparatos de gimnasia
Canastas apilables
Carros de archivo
Carros de compra
Carros para equipos de limpieza
Cubos de basura
Mesillas de noche

Ambito di applicazione

Apparecchi sportivi
Carrelli per pulizie
Carrelli portadocumenti
Comodini
Contenitori per rifiuti
Espositori merce

Zakres zastosowania

Kosze do układania
Meble małogabarytowe
Pojemniki na odpady
Stojaki infuzyjne
Stojaki na gazety
Stojaki na mapy
Stojaki na prospekty
Stojaki pod wyswietlacze

	Ø							340a	341h	340b	345a
Serie 33C (PA/RUBBER)	50		18	67,0	70,0	24,0	40	340a 33C050b ZLC *		340b 33C050b ZLC *	345a 33C050b ZPB *
	75		23	100,0	103,0	37,0	50	341a 33C075b ZLC *	341h 33C075b ZLC *		346a 33C075b ZPC *
Serie 30C (STEEL/RUBBER)	100		23	121,0	124,0	28,0	65	341a 30C100b ZLC *	341h 30C100b ZLC *		346a 30C100b ZPC *
Serie 33G (PA/RUBBER)	50		18	67,0	70,0	24,0	40	340a 33G050b ZLC *		340b 33G050b ZLC *	345a 33G050b ZPB *
	75		23	100,0	103,0	37,0	50	341a 33G075b ZLC *	341h 33G075b ZLC *		346a 33G075b ZPC *
	100		23	121,0	124,0	28,0	65	341a 33G100b ZLC *	341h 33G100b ZLC *		346a 33G100b ZPC *

Weitere Befestigungen / Fitting Options / Options de fixations / Fijaciones Opcionales / Fissaggi alternativi / Typy mocowań

ZLC 10,5 mm

ZPB 54x54
40x40/6,3
ZPC 60x60
47x47/37x37/6,3

ZR p. 60

ZGC 10x25

347a 347h

Lenkrolle / Swivel castor / Roulette pivotante
Rueda giratoria / Ruota piroettante / Rolka obrotowa
Lenkrolle mit Totalfeststeller nachlaufend/ Swivel castor with total brake mounted behind/ Roulette pivotanteavec frein devant
Rueda giratoria con freno total trasero / Ruota piroettante con bloccaggio totale posteriore/ Rolka obrotowa z całkowitą blokadą

346a

Bockrolle / Fixed castor / Roulette fixe
Rueda fija / Ruota fissa / Rolka stała

Technische Beschreibung

Stahlblech
Schwenklager mit zweireihigem Kugellauf
Verzinkt–passiviert

Technical description

Sheet steel metal
Zinc passivated
Swivel bearing with double ball race

Description technique

Fixation a oeil
Zinguée
Pivot avec roulement sur deux rangées de billes

Descripción técnica

Zincado pasivado
Acero estampado
Giratoria con doble hilera de bolas

Descrizione tecnica

Lamiera d'acciaio
Passivizzata zincata
Cuscinetto piroettante con corona a doppio giro di sfere

Opis techniczny

Blacha stalowa
Pasywowana cynkowo
łożysko obrotowe z dwurzędową prowadnicą kulek

Einsatzbereiche

Displayständer
Kleinmöbel
Servierwagen

Areas of application

Laundry carts
Serving trolleys

Utilisations

Chariots à linge
Chariots de service

Áreas de aplicación

Carros de lavado
Carros de servicio

Ambito di applicazione

Lavanderia carrelli
Carrelli per servire

Zakres zastosowania

Wózki pralnicze
Wózki pomocnicze

Serie29G
(PP/TPR)

50	=	20	70,0	70,0	24,0	40	347a 29G050r ZLD *	347h 29G050r ZLD *	346a 29G050r ZPS1 *
63	=	22	90,0	90,0	26,0	50	347a 29G063r ZLD *	347h 29G063r ZLD *	347a 29G063r ZLS1 *
80	=	25	109,0	109,0	28,0	80	347a 29G080r ZLD *	347h 29G080r ZLD *	346a 29G080r ZPS1 *
100	=	27	134,0	134,0	37,0	80	347a 29G100r ZLD *	347h 29G100r ZLD *	346a 29G100r ZPS2 *
125	=	27	159,0	159,0	45,0	80	347a 29G125r ZLD *	347h 29G125r ZLD *	346a 29G125r ZPS2 *

Weitere Befestigungen / Fitting Options / Options de fixations / Fijaciones Opcionales / Fissaggi alternativi / Typy mocowań

ZLD 12,2 mm
ZLC 10,2 mm

ZPS1 60x60
43x43/6,3
ZPS2 76x70
60x50/6,3

Z622 28x45

ZR p. 60

357a
Lenkrolle / Swivel castor / Roulette pivotante
Rueda giratoria / Ruota piroettante / Rolka obrotowa

357h
Lenkrolle mit Totalfeststeller nachlaufend/ Swivel castor with total brake mounted behind
Roulette pivotanteavec frein devant /Rueda giratoria con freno total trasero
Ruota piroettante con bloccaggio totale posteriore/ Rolka obrotowa z blokadą całkowitą umieszczoną za kółkiem

357r
Lenkrolle mit Richtungsfeststeller nachlaufend / Swivel castor with directional brake mounted behind
Roulette pivotante avec frein de direction avant / Rueda giratoria con freno direccional total trasero
Ruota piroettante con bloccaggio direzionale posteriore
Rolka obrotowa z blokadą kierunkową umieszczoną za kółkiem

354a
Bockrolle / Fixed castor / Roulette fixe
Rueda fija / Ruota fissa / Rolka stała

Technische Beschreibung

Stahlblech
verzinkt–passiviert
Schwenklager mit zweireihigem Kugellauf
auch mit Platte PD (77x67 mm) lieferbar

Technical description

Sheet steel metal
Zinc passivated
Swivel bearing with double ball race
Also available with plate PD (77x67 mm)

Description technique

Tôle d'acier
Zinguée
Pivot avec roulement à deux rangées de billes
livrable également avec platine PD 77x67 mm

Descripción técnica

Zincado pasivado
Acero estampado
Giratoria con doble hilera de bolas
También disponible con pletina PD 77X67mm

Descrizione tecnica

Lamiera d'acciaio
Passivizzata zincata
Cuscinetto piroettante con corona a
doppio giro di sfere
fornibile anche con piastra PD (77x67 mm)

Opis techniczny

Blacha stalowa
Pasywowana cynkowo
łoýysko obrotowe z dwurządową prowadnicą
kulek
Dostępny również z płytą PD (77x67 mm)

Einsatzbereiche

Abfallsammler
Aktenwagen
Beistellwagen
Computerbereich
Bodenreinigungsgeräte
Displayständer
Gaststättenbereich
Großküchen

Areas of application

Care beds
Cleaning machines
Display stands
Dustbins
Computer equipment
File carts
Restaurant areas
Sales stands

Utilisations

Chariots à document
Chariots de lingerie
Chariots de ménage
Chariots pour fichiers
Cuisines collectives
Désertes
Lits de soins
Présentoirs

Áreas de aplicación

Aparatos de gimnasia
Archivadores
Carros auxiliares
Carros de lavandería
Carros de limpieza
Carros para archivos
Carros para la colada
Equipos de vacío

Ambito di applicazione

Apparecchi medicali
Apparecchi sportivi
Carrelli per pulizia
Carrelli porta archivio
Carrelli visita
Espositori merce
Lavanderie
Portacataloghi

Zakres zastosowania

Duże kuchnie
łoźka szpitalne
Pojemniki na odpady
Restauracje
Statywy
Stojaki na gazety
Stojaki sklepowe
Wózki do pralni

Serie 29K
(PP/TPR)

100		30	129,5	129,5	100	41,5	357a 29K100r ZLD *	47,5	357h 29K100r ZLD *	47,5	357r 29K100r ZLD *	364a 29K100r ZPF *
125		32	154,0	154,0	100	43,5	357a 29K125r ZLD *	41,5	357h 29K125r ZLD *	41,5	357r 29K125r ZLD *	364a 29K125r ZPF *
150		32	180,5	180,5	120	51,0	357a 29K150r ZLD *	38,0	357h 29K150r ZLD *	38,0	357r 29K150r ZLD *	364a 29K150r ZPF *

Serie 32C
(STEEL/RUBBER)

100		30	129,5	129,5	100	41,5	357a 32C100b ZLD *	47,5	357h 32C100b ZLD *	47,5	357r 32C100b ZLD *	364a 32C100b ZPF *
125		32	154,0	154,0	100	43,5	357a 32C125b ZLD *	41,5	357h 32C125b ZLD *	41,5	357r 32C125b ZLD *	364a 32C125b ZPF *
150		32	180,5	180,5	120	51,0	357a 32C150b ZLD *	38,0	357h 32C150b ZLD *	38,0	357r 32C150b ZLD *	364a 32C150b ZPF *

Serie29G
(PP/TPR)

100		30	129,5	129,5	100	41,5	357a 29K100r ZLD *	47,5	357h 29K100r ZLD *	47,5	357r 29K100r ZLD *	364a 29K100r ZPF *
125		32	154,0	154,0	100	43,5	357a 29K125r ZLD *	41,5	357h 29K125r ZLD *	41,5	357r 29K125r ZLD *	364a 29K125r ZPF *

Weitere Befestigungen / Fitting Options / Options de fixations / Fijaciones Opcionales / Fissaggi alternativi / Typy mocowań

ZLD 13,0 mm
ZLC 11,0 mm

ZPF 95x70
75x45/72x52/9
ZPD 77x67
61x51/50x42/9

ZR p. 60

Z622 28x45
Z522 24x45

357a-5 Lenkrolle / Swivel castor / Roulette pivotante
Rueda giratoria / Ruota piroettante / Rolka obrotowa

357h-5 Lenkrolle mit Totalfeststeller nachlaufend/ Swivel castor with total brake mounted behind
Roulette pivotanteavec frein devant /Rueda giratoria con freno total trasero
Ruota piroettante con bloccaggio totale posteriore/ Rolka obrotowa z blokadą całkowitą umieszczoną za kółkiem

Technische Beschreibung

Stahlblech,
verzinkt–passiviert,
Schwenklager mit zweireihigem Kugellauf.

Technical description

Sheet steel metal
Zinc passivated
Swivel bearing with double ball race

Description technique

Tôle d'acier
Zinguée
Pivot avec roulement à deux rangées de billes

Descripción técnica

Zincado pasivado
Acero estampado
Giratoria con doble hilera de bolas

Descrizione tecnica

Lamiera d'acciaio
Passivizzata zincata
Cuscinetto piroettante con corona a doppio giro di sfere

Opis techniczny

Blacha stalowa
Pasywowana cynkowo
łoýysko obrotowe z dwurządową prowadnicą kulek

Einsatzbereiche

Abfallsammler
Aktenwagen
Beistellwagen
Computerbereich
Bodenreinigungsgeräte
Displayständer
Gaststättenbereich
Großküchen

Areas of application

Care beds
Cleaning machines
Display stands
Dustbins
Computer equipment
File carts
Restaurant areas
Sales stands

Utilisations

Chariots à document
Chariots de lingerie
Chariots de ménage
Chariots pour fichiers
Cuisines collectives
Désertes
Lits de soins
Présentoirs

Áreas de aplicación

Aparatos de gimnasia
Archivadores
Carros auxiliares
Carros de lavandería
Carros de limpieza
Carros para archivos
Carros para la colada
Equipos de vacío

Ambito di applicazione

Apparecchi medicali
Apparecchi sportivi
Carrelli per pulizia
Carrelli porta archivio
Carrelli visita
Espositori merce
Lavanderie
Portacataloghi

Zakres zastosowania

Duże kuchnie
łoźka szpitalne
Pojemniki na odpady
Restauracje
Statywy
Stojaki na gazety
Stojaki sklepowe
Wózki do pralni

Serie 29K
(PP/TPR)

100	32	135,0	135,0	90	38,0	357a 29K100r ZLD-5 *	43,5	357h 29K100r ZLD-5 *
125	32	160,0	160,0	110	41,0	357a 29K125r ZLD-5 *	41,0	357h 29K125r ZLD-5*
150	32	184,5	184,5	130	45,0	357a 29K150r ZLD-5 *	36,0	357h 29K150r ZLD-5*

Weitere Befestigungen / Fitting Options / Options de fixations / Fijaciones Opcionales / Fissaggi alternativi / Typy mocowań

ZLD 12,5 mm
ZLC 10,5 mm

ZPF 100x80
80x60/9

ZGD M12x30

Z622 28x44,5
+3,5 mm

360a Lenkrolle / Swivel castor / Roulette pivotante
Rueda giratoria / Ruota piroettante / Rolka obrotowa

360h Lenkrolle mit Totalfeststeller nachlaufend/ Swivel castor with total brake mounted behind
Roulette pivotanteavec frein devant /Rueda giratoria con freno total trasero
Ruota piroettante con bloccaggio totale posteriore/ Rolka obrotowa z blokadą całkowitą umieszczoną za kółkiem

Technische Beschreibung

Stahlblech
verzinkt–passiviert
Schwenklager mit zweireihigem Kugellauf

Technical description

Sheet steel metal
Zinc passivated
Swivel bearing with double ball race

Description technique

Tôle d'acier
Zinguée
Pivot avec roulement à deux rangées de billes

Descripción técnica

Zincado pasivado
Acero estampado
Giratoria con doble hilera de bolas

Descrizione tecnica

Lamiera d'acciaio
Passivizzata zincata
Cuscinetto piroettante con corona a doppio giro di sfere

Opis techniczny

Blacha stalowa
Pasywowana cynkowo
łoýysko obrotowe z dwurządową prowadnicą kulek

Einsatzbereiche

Computermöbel
Eistruhen
Fotokopierer
Gefriertruhen
Kühltruhen
Ladeneinrichtungen

Areas of application

Computer furniture
Deep freezer
Photocopiers
Shop fittings

Utilisations

Congélateurs
Mobilier ordinateur
Photocopieurs
Agencement de magasin
Mobilier en bois clair

Áreas de aplicación

Fotocopiadoras
Muebles de madera ligeros
Interiores de tiendas
Muebles para ordenadores
Congeladores tipo arcón

Ambito di applicazione

Congelatore
Mobili per informatica
Mobili in legno chiaro
Attrezzature per negozi
Fotocopiatrici

Zakres zastosowania

Chłodziarki
Kserokopiarki
Lodówki
Stoły do komputerów
Urządzenia sklepowe
Zamrażarki

Serie 00G
(PP)

						360a	360h
50	=	2x20	73,0	25,0	60	360a 00G050x ZLC *	360h 00G050x ZLC *
75	=	2x22	98,5	35,0	80	360a 00G075x ZLC *	360h 00G075x ZLC *

Serie 33C
(PA/RUBBER)

						360a	360h
50	=	2x18	73,0	25,0	60	360a 33C050b ZLC *	360h 33C050b ZLC *
75	=	2x22	98,5	35,0	80	360a 33C075b ZLC *	360h 33C075b ZLC *

Serie33G
(PA/RUBBER)

						360a	360h
50	=	2x18	73,0	25,0	60	360a 33G050b ZLC *	360h 33G050b ZLC *
75	=	2x24	98,5	35,0	80	360a 33G075b ZLC *	360h 33G075b ZLC *

Weitere Befestigungen / Fitting Options / Options de fixations / Fijaciones Opcionales / Fissaggi alternativi / Typy mocowań

ZLC 10 mm

ZPC 60x60
46x46 / 6

361a Lenkrolle / Swivel castor / Roulette pivotante
Rueda giratoria / Ruota piroettante / Rolka obrotowa

361h Lenkrolle mit zentralem Radfeststeller / Swivel castor with central brake
Roulette pivotante avec frein de roue central / Rueda giratoria con freno central
Ruota piroettante con bloccaggio centrale / Rolka obrotowa z centralnym hamulcem kółka

Technische Beschreibung

Stahlblech
verzinkt–passiviert “33C”
gelb-chromatiert “34C”
mit zweireihigem Kugellauf
361a auch mit Rückenloch LC (10,2 mm) und LD (12,2 mm) lieferbar

Technical description

Sheet steel metal
zinc passivated “33C”
Yellow chrome plated “34C”
With double ball race
361a also available with bolt hole LC (10,2 mm) and LD (12,2 mm)

Description technique

Tôle d’acier
Zinguée “33C”
Bichromatée jaune «34C»
Pivot avec roulement / deux rangées de billes
361a livrable également avec oeil
LC (10,2 mm) et oeil LD (12,2 mm)

Descripción técnica

Acero estampado
Cincado pasivado “33C”
Cromado dorado “34C”
Doble hilera de bolas
361a también disponible con agujero pasador
LC (10,2 mm) y LD (12,2 mm)

Descrizione tecnica

Lamiera d’acciaio
Passivizzata zincata “33C”
Cromata gialla “34C”
Con corona a doppio giro di sfere
361a fornibile anche con foro posteriore LC (10,2 mm) e LD (12,2 mm)

Opis techniczny

Blacha stalowa
Pasywowana cynkowo “33C”
Chromowana na żółto “34C”
Z dwurzędową prowadnicą kulek
361a Dostępny również z otworem pod śrubę LC (10,2 mm) i LD (12,2 mm)

Einsatzbereiche

Cateringwagen
leichte Holzmöbel

Areas of application

Catering trolleys
Light wooden furniture

Utilisations

Chariots de restauration
Meubles légers en bois

Áreas de aplicación

Carros de catering
Mueble ligero de madera

Ambito di applicazione

Carrelli per catering
Mobili in legno leggeri

Zakres zastosowania

Lekkie meble drewniane
Wózki cateringowe

361a 34C075v GPS *

361b 34C075v GPS *

Serie 34C
(PA/PU)

75 | 2x23 | 102,0 | 100

Serie 33C
(PA/RUBBER)

75 | 2x23 | 102,0 | 100

361a 33C075p ZPS *

361b 33C075p ZPS *

Weitere Befestigungen / Fitting Options / Options de fixations / Fijaciones Opcionales / Fissaggi alternativi / Typy mocowań

ZPS 55x70
51 / 57x41 / 5,5
GPS 55x70
51 / 57x41 / 5,5

367a Lenkrolle / Swivel castor / Roulette pivotante
Rueda giratoria / Ruota piroettante / Rolka obrotowa

367h Lenkrolle mit Totalfeststeller nachlaufend/ Swivel castor with total brake mounted behind
Roulette pivotanteavec frein devant /Rueda giratoria con freno total trasero
Ruota piroettante con bloccaggio totale posteriore/ Rolka obrotowa z blokadą całkowitą umieszczoną za kółkiem

364a Bockrolle / Fixed castor / Roulette fixe
Rueda fija / Ruota fissa / Rolka stała

Technische Beschreibung

Stahlblech
verzinkt–passiviert
Schwenklager mit zweireihigem Kugellauf
staub- und spritzwassergeschützt durch
Kunststoff-Dichtring
auch mit Platte PD (77x67 mm) lieferbar

Technical description

Sheet steel metal
Zinc passivated
Swivel bearing with double ball race
Protected from dust and water spray with
plastic seal
Also available with plate PD (77x67 mm)

Description technique

Tôle d'acier
Zinguée
Pivot avec roulement à deux rangées de billes
Protégée contre la poussière et les projec-
tions d'eau grâce à une bague d'étanchéité
en matière synthétique
livrable également avec platine PD 77x67 mm

Descripción técnica

Zincado pasivado
Acero estampado
Giratoria con doble hilera de bolas
Anillo de protección estanco al polvo y a las
salpicaduras de agua
También disponible con pletina PD 77X67mm

Descrizione tecnica

Lamiera d'acciaio
Passivizzata zincata
Cuscinetto piroettante con corona a
doppio giro di sfere
fornibile anche con piastra PD (77x67 mm)

Opis techniczny

Blacha stalowa
Pasywowana cynkowo
łoýysko obrotowe z dwurządową prowadnicą
kulek
Dostępny również z płytą PD (77x67 mm)

Einsatzbereiche

Abfallsammler
Aktenwagen
Beistellwagen
Computerbereich
Bodenreinigungsgeräte
Displayständer
Gaststättenbereich
Großküchen

Areas of application

Care beds
Cleaning machines
Display stands
Dustbins
Computer equipment
File carts
Restaurant areas
Sales stands

Utilisations

Chariots à document
Chariots de lingerie
Chariots de ménage
Chariots pour fichiers
Cuisines collectives
Désertes
Lits de soins
Présentoirs

Áreas de aplicación

Aparatos de gimnasia
Archivadores
Carros auxiliares
Carros de lavandería
Carros de limpieza
Carros para archivos
Carros para la colada
Equipos de vacío

Ambito di applicazione

Apparecchi medicali
Apparecchi sportivi
Carrelli per pulizia
Carrelli porta archivio
Carrelli visita
Espositori merce
Lavanderie
Portacataloghi

Zakres zastosowania

Duże kuchnie
łoźka szpitalne
Pojemniki na odpady
Restauracje
Statywy
Stojaki na gazety
Stojaki sklepowe
Wózki do pralni

Serie 29K
(PP/TPR)

080		30	110,0	117,0	43,5	100	367a 29K080r ZLD *	367h 29K080r ZLD *	364a 29K080r ZPF *
100		30	131,0	138,0	41,5	100	367a 29K100r ZLD *	367h 29K100r ZLD *	364a 29K100r ZPF *
125		30	155,5	162,5	43,5	100	367a 29K125r ZLD *	367h 29K125r ZLD *	364a 29K125r ZPF *
150		32	182,0	189,0	51,0	120	367a 29K150r ZLD *	367h 29K150r ZLD *	364a 29K150r ZPF *
200		32	234,0	241,0	61,0	120	367a 29K200r ZLD *	367h 29K200r ZLD *	364a 29K150r ZPF *

Serie 32C
(STEEL/RUBBER)

080		30	110,0	117,0	43,5	80	367a 32C080b ZLD *	367h 32C080b ZLD *	364a 32C080b ZPF *
100		32	131,0	138,0	41,5	80	367a 32C100b ZLD *	367h 32C100b ZLD *	364a 32C100b ZPF *
125		32	155,5	162,5	43,5	100	367a 32C125b ZLD *	367h 32C125b ZLD *	364a 32C125b ZPF *
150		32	182,0	189,0	51,0	110	367a 32C150b ZLD *	367h 32C150b ZLD *	364a 32C150b ZPF *
200		32	234,0	241,0	61,0	120	367a 32C200b ZLD *	367h 32C200b ZLD *	364a 32C150b ZPF *

Serie 29G
(PP/TPR)

100		30	131,0	138,0	41,5	100	357a 29G100r ZLD *	357h 29G100r ZLD *	364a 29G100r ZPF *
125		30	155,5	162,5	43,5	100	357a 29G125r ZLD *	357h 29G125r ZLD *	364a 29G125r ZPF *

Weitere Befestigungen / Fitting Options / Options de fixations / Fijaciones Opcionales / Fissaggi alternativi / Typy mocowań

ZLD 12,2 mm
ZLC 10,2 mm

ZPF 95x70
75x45/72x52/9
ZPD 77x67
61x51/50x42/9

ZR p. 60

Z222 22x45
Z422 18x45
Z622 28x45
Z522 24x45

600a Lenkrolle / Swivel castor / Roulette pivotante
Rueda giratoria / Ruota piroettante / Rolka obrotowa

600h Lenkrolle mit Totalfeststeller nachlaufend/ Swivel castor with total brake mounted behind
Roulette pivotanteavec frein devant /Rueda giratoria con freno total trasero
Ruota piroettante con bloccaggio totale posteriore/ Rolka obrotowa z blokadą całkowitą umieszczoną za kółkiem

600r Lenkrolle mit Richtungsfeststeller nachlaufend
Swivel castor with directional brake mounted behind
Roulette pivotante avec frein de direction avant / Rueda giratoria con freno direccional total trasero
Ruota piroettante con bloccaggio direzionale posteriore / Rolka obrotowa z blokadą kierunkową umieszczoną za kółkiem

Technische Beschreibung

Polyamidgehäuse,
glasfaserverstärkt

Technical description

Polyamide housing,
Glass fiber reinforced

Description technique

Support Polyamide renforcée,
Fibre de verfe

Descripción técnica

Soporte de poliamida reforzada con fibra de vidrio.

Descrizione tecnica

Forcella in poliamide rinforzata con fibra di vetro

Opis techniczny

Widelec wykonany z tworzywa wzmacnianego włóknami szklanymi

Einsatzbereiche

Computerbereich
Karteiwagen
Großküchen
Gastronomie
Ladeneinrichtungen
Medizinische Geräte
Pflegebetten
Wäschereien

Areas of application

Shop fittings
Computer area
Cleaning machines
Care beds
Industrial kitchens
Laundry carts
Medical-technical equipment

Utilisations

Cuisines industrielles
L'équipement médico-technique
Agencement de magasin
Les chariots à linge
Espace informatique
Chariots de fichiers
Machines de nettoyage

Áreas de aplicación

Carros de lavanderías
Interiores de tiendas
Restaurantes
Carros de archivo
Sector de ofimática
Cocinas industriales
Carros de servicio

Ambito di applicazione

Lavanderia carrelli
Ristorante zona
File carrelli
Cucine industriali
Cura letti
Attrezzature per negozi
Macchine per la pulizia

Zakres zastosowania

Powierzchnia komputer
Kuchnie przemysłowe
Maszyny czyszczące
Wózki pralnicze
Meble sklepowe
Teren restauracji
Wózki plików
łóżka rehabilitacyjne

Serie 29K
(PP/TPR)

100	32	135,0	140,0	43,0	100	
125	32	159,0	164,0	42,5	100	

600a 29K100r KPD-8 *

600h 29K100r KPD-8 *

600r 29K100r KPD-8 *

600a 29K125r KPD-8 *

600h 29K125r KPD-8 *

600r 29K125r KPD-8 *

Serie 29G
(PP/TPR)

75	25	105,0	110,0	32	70	

600a 29G075r KPC-8 *

600h 29G075r KPC-8*

600r 29G075r KPC-8 *

Weitere Befestigungen / Fitting Options / Options de fixations / Fijaciones Opcionales / Fissaggi alternativi / Typy mocowań

KPF 95x70
75x45/72x52/9
KPD 77X67/61X51
KPC 60x60
40X40/9

K522 28x45 / M8 @ 19

KGD M12 x 25

KLD 12,2 mm
KLC 10,2 mm

381a Lenkrolle / Swivel castor / Roulette pivotante
Rueda giratoria / Ruota piroettante / Rolka obrotowa

381h Lenkrolle mit Totalfeststeller nachlaufend/ Swivel castor with total brake mounted behind
Roulette pivotanteavec frein devant /Rueda giratoria con freno total trasero
Ruota piroettante con bloccaggio totale posteriore/ Rolka obrotowa z całkowita blokada

Technische Beschreibung

Kunststoffrolle,
Räder mit geringem Rollwiderstand,
Rollen mit Totalfeststeller blockieren das Rad sowie den Gabelkopf,
Rolle mit Raddurchmesser 125 mm auch verfügbar mit Zapfen K622 (28x45 mm)

Technical description

Plastic castor,
wheels have easy rollability,
total lock models lock both the wheel and swivel,
also available wheel diameter 125 mm with fixing pin K622 (28x45 mm)

Description technique

Pivot avec roulement à deux rangées de billes
Très bonne manoeuvrabilité des roues
Couvertures design garantissant l'étanchéité
Frein total (blocage de la roue et du pivotement)
Egalement disponible avec une tige pleine K622 (28x45 mm)

Descripción técnica

Doble hilera de bolas en la cabeza giratoria
Nuestro diseño protege al eje / cojinetes del aire/agua
Doble hilera de bolas en la cabeza giratoria
Los modelos con bloqueo total, bloquean giro axial y radial
Disponible también con espiga lisa K622 (28x45 mm)

Descrizione tecnica

Doppio giro sfere sul piroettamento
Ruote con alto scorrimento
Il nostro design protegge assi e cuscinetti dall'aria / acqua
Il bloccaggio totale ferma sia il rotolamento sia il piroettamento
Disponibile anche con perno di fissaggio K622 (28x45 mm)

Opis techniczny

Podwójna bieýnia kulek w głowicy obrotowej
Koła mają bardzo niskie opory toczenia
Taka konstrukcja koła zabezpiecza łoýysko przed dostawaniem się wody, zanieczyszczeń itp
Hamulec total stop, hamujacy obrót koła i głowicy skretnej
Dostępne również z trzpieniem mocującym Z622 (28 x 45 mm)

Einsatzbereiche

Pflegebetten
Medizinische Geräte
Patienten Lifter
Diagnostik Equipment
Elektronisches Equipment

Areas of application

Care beds
Op beds
Hospital beds
Intensive care beds

Utilisations

Lits de soins
Lits de soins intensifs
Lits d'hospitalisation
Lits médicalisés

Áreas de aplicación

Camas de hospital
Camas quirúrgicas
Camas de cuidados
Camas de cuidados intensivos

Ambito di applicazione

Letti per case di cura
Letti d'ospedale
Letti per sale operatorie
Letti per terapia intensiva

Zakres zastosowania

łóżka do opieki domowe
Wózki medyczne
Sprzęt diagnostyczny
Sprzęt elektoniczny
Wózki pomocnicze
Podnośnik pomocniczy dla chorych

Serie 40K
(PA/PU)

75		59/2x10	105,0	95,0	75	381a 40K075v KPS *	381h 40K075v KPS *
100		66/2x12	137,0	125,0	100	381a 40K100v KPS *	381h 40K100v KPS *
125		76/2x12	158,0	146,0	110	381a 40K125v KPS *	381h 40K125v KPS *

Weitere Befestigungen / Fitting Options / Options de fixations / Fijaciones Opcionales / Fissaggi alternativi / Typy mocowań

KPS 94 x 64
78/72 x 45 / 9

KGD M12 x 25 mm

Solus

Lenkrolle / Swivel castor / Roulette pivotante
Rueda giratoria / Ruota piroettante / Rolka obrotowa

Lenkrolle mit zentralem Richtungsfeststeller / Swivel castor with directional brake
Roulette pivotante avec frein de direction / Rueda giratoria con freno direccional
Ruota piroettante con bloccaggio direzionale / Rolka obrotowa z wbudowaną blokadą kierunku jazdy

Technische Beschreibung

Lenkrolle, Lenkrolle mit Total- oder Richtungsfeststeller,
Gehäuse RAL 9003,
Reifen, Topkappe und Feststeller grau,
Optionen: Auch mit elektrisch-leitfähigen Rädern sowie als waschbare und antimikrobielle Variante lieferbar.

Technical description

Free Swivel, Total Lock, Directional Lock
RAL 9003 white with Grey tyres, top cap and brake pedal (as shown).
Options: Electrically conductive and washable versions; alternative fixings; custom colour wheel covers; SUPPRESS antimicrobial treatment - consult factory.

Description technique

Roulette pivotante,à frein total ou à frein directionnel
Chape ,roue ral 9003,cape et pédale de frein gris.
Options :antistatique,couleur de pare-fils,traitement anti microbien SUPPRESS sur demande à l'usine

Descripción técnica

Giratoria total, Direccional y bloqueo total
Color blanco RAL 9003 con bandaje gris
Capuchón superior y pedal como se muestra
Opcionalmente: Eléctricamente conductiva, lavable
Fijaciones alternativas
Colores de ruedas diferentes bajo petición
Tratamiento Antimicrobial opcional

Descrizione tecnica

Ruota piroettante con freno direzionale e centrale, color bianco RAL 9003, fasce scorrimento grige. Partre superiore e pedale del freno come da foto. A richiesta : con conduttività elettrica e lavabile. Fissaggi alternativi, colore ruote customizzabile;Trattamento SUPPRES antimicrobico opzionale.

Opis techniczny

Zestaw obrotowy, z hamulcem total stop, z hamulcem kierunkowym RAL 9003 białe koło z szarym bieżnikiem, hamulec i osłona głowicy (jak na zdjęciu)
Opcje: zestaw z kołem elektroprzewodzącym i odpornym na mycie, dostępne rózne typy mocowań oraz kolorów
Koło odporne na bakterie - prosimy o kontakt

Einsatzbereiche

Krankenbetten,
Pflegebetten,
Laser Chirurgie
Equipment

Areas of application

Daycare beds
nursing home beds
Laser surgery equipment
Ultrasound units
Patient hoists

Utilisations

Lits de malades
Chirurgie laser
Lit HAD

Áreas de aplicación

Camas rehabilitación
Camas para hogar
Equipos Cirugía láser
Equipos Ultrasonidos
Grúas pacientes

Ambito di applicazione

Letti riabilitativi
Letti da casa per allattamento
Letti pewr terapie laser
Letti per terapie ultrasuoni
Apparecchi sollevamento pazienti

Zakres zastosowania

Łożka medyczne
Meble medyczne
Podnośniki
Tomografy

Serie 40K
(PA/PU)

100		64,0	120,0	M12x20	29,0	75	03 4504 409 007 0001 0805	03 4502 409 007 2001 0805	03 4507 404 007 5001 0805
125		72,0	148,0	M12x20	39,0	100	03 5504 404 017 0001 0805	03 5502 404 017 2001 0805	03 5507 404 017 5001 0805
150		78,0	164,0	M12x20	51,0	110	03 6504 404 017 0001 0805	03 6502 404 017 2001 0805	03 6507 404 017 5001 0805

Radvarianten / Wheel options / Wheel options / Aros opcionales / Tipi di ruote / Wheel options

Auch mit elektrisch-leitfähigen Rädern sowie als waschbare und antimikrobielle Variante lieferbar.
Electrically conductive and washable versions; alternative fixings; custom colour wheel covers; SUPPRESS antimicrobial treatment
Roues antistatiques , autre couleur de roues, additive antimicrobien Suppress
Versiones con Aros conductivos y lavables, otros tipos de fijación y con el tratamiento SUPPRESS antimicrobiótico.
A richiesta versione con conducibilità elettrica e lavabile; fissaggi alternativi; colore copriruota a richiesta; trattamento opzionale antimicrobico SUPPRESS.
Wersje zestawów odpornych na mycie oraz zestawów elektroprzewodzących; różne typy mocowań oraz kolorów wersja kół antybakteryjnych Suppress

390q / 390r

Lenkrolle mit zentralem Totalfeststeller / Swivel castor with central brake
Roulette pivotante avec frein central / Rueda giratoria con freno central
Ruota piroettante con bloccaggio centrale / Rolka obrotowa z hamulcem centralnym
Lenkrolle mit zentralem Richtungs- und Totalfeststeller / Swivel castor with directional brake
Roulette pivotante avec frein de direction / Rueda giratoria con freno direccional
Ruota piroettante con bloccaggio direzionale / Rolka obrotowa z wbudowaną blokadą kierunku jazdy

Technische Beschreibung

Gehäuse aus Stahlblech verzinkt –passiviert
Schwenklager mit zweireihigem Kugellauf
Staub– und spritzwassergeschützt durch Kunststoff-Dichtring
Integrierte Schaltmechanik mit Totalfeststeller ”q” und zusätzlichem Richtungsfeststeller ”r”
Dauerfettfüllung in der Schaltmechanik
Einrichtung zur stufenlosen Justierung der Feststellwirkung (ohne Ausbau von Rolle oder Rad)

Technical description

Sheet steel metal
Zinc passivated
Double ball bearing in swivel head
Protected from dust and water ingress by plastic sealing ring
Integrated selection mechanism with total lock “q“ and directional locking “r“
Selection mechanism continually greased
Device to permit adjustment of the braking effect (without removing the castor or wheel)

Description technique

Tôle d’acier Zingué
Pivot avec roulement à deux rangées
Protégé contre la poussière et les projections d’eau par une bague d’étanchéité en matière synthétique
Mécanique de commande intégrée avec frein total «q» et frein de direction «r»
Graisse longue durée dans la mécanique de commande
Dispositif permettant d’ajuster le freinage en continu (sans démonter la roulette ni la roue)

Descripción técnica

Acero estampado
Zincado pasivado
Soporte giratorio con doble hilera de bolas
Anillo de protección estanco al polvo y a las salpicaduras de agua
Mecanismo de cambio de posición con freno total »q« y freno direccional »r«
Engrase permanente del mecanismo de cambio de posición
Dispositivo de ajuste progresivo del freno sin necesidad de desmontar la rueda

Descrizione tecnica

Lamiera d’acciaio, passivizzato zincato
Cuscinetto piroettante con corona a doppio giro di sfere
Protetto contro polvere e spruzzi d’acqua tramite guarnizione in plastica
Meccanismo di comando integrato con bloccaggio totale »q« e direzionale »r«
Lubrificazione costante nel meccanismo di comando
Dispositivo per la regolazione senza scatti dell’effetto di bloccaggio

Opis techniczny

Blacha stalowa, Pasywowana cynkowo
łożysko obrotowe z podwójną prowadnicą kulek
Ochrona przed pyłem i bryzgami wody za pomocą pierścienia uszczelniającego z tworzywa sztucznego
Wbudowana mechanika sterowania z całkowitą blokadą »q« oraz dodatkową blokadą kierunku jazdy »r«, Stałe wypełnienie smarem mechaniki przekładniowej, Urządzenie do bezstopniowej regulacji działania hamującego, bez konieczności demontażu rolki/kółka

Einsatzbereiche

Intensivbetten
Krankenhausbetten
Pflegebetten
OP-Betten

Areas of application

Care beds
Op beds
Hospital beds
Intensive care beds

Utilisations

Lits de soins
Lits de soins intensifs
Lits d’hospitalisation
Lits médicalisés

Áreas de aplicación

Camas de hospital
Camas quirúrgicas
Camas de cuidados
Camas de cuidados intensivos

Ambito di applicazione

Letti per case di cura
Letti d’ospedale
Letti per sale operatorie
Letti per terapia intensiva

Zakres zastosowania

łóżka do intensywnej terapii
łóżka dla chorych
łóżka operacyjne
łóżka pielęgnacyjne

Serie 29K (PP/TPR)

080		30	113,0	44,0	100	390q 29K080r Z2351 *	390r 29K080r Z2351 *	390q 29K080r Z985 *	390r 29K080r Z985 *
100		30	133,0	42,0	100	390q 29K100r Z2351 *	390r 29K100r Z2351 *	390q 29K100r Z985 *	390r 29K100r Z985 *
125		32	158,0	44,0	100	390q 29K125r Z2351 *	390r 29K125r Z2351 *	390q 29K125r Z985 *	390r 29K125r Z985 *
150		32	182,0	51,0	120	390q 29K150r Z2351 *	390r 29K150r Z2351 *	390q 29K150r Z985 *	390r 29K150r Z985 *
200		32	237,0	61,0	120	390q 29K200r Z2351 *	390r 29K200r Z2351 *	390q 29K200r Z985 *	390r 29K200r Z985 *

Serie 32C (STEEL/RUBBER)

080		30	113,0	44,0	100	390q 32C080b Z2351 *	390r 32C080b Z2351 *	390q 32C080b Z985 *	390r 32C080b Z985 *
100		30	133,0	42,0	100	390q 32C100b Z2351 *	390r 32C100b Z2351 *	390q 32C100b Z985 *	390r 32C100b Z985 *
125		32	158,0	44,0	100	390q 32C125b Z2351 *	390r 32C125b Z2351 *	390q 32C125b Z985 *	390r 32C125b Z985 *
150		32	182,0	51,0	120	390q 32C150b Z2351 *	390r 32C150b Z2351 *	390q 32C150b Z985 *	390r 32C150b Z985 *
200		32	237,0	61,0	120	390q 32C200b Z2351 *	390r 32C200b Z2351 *	390q 32C200b Z985 *	390r 32C200b Z985 *

Weitere Befestigungen / Fitting Options / Options de fixations / Fijaciones Opcionales / Fissaggi alternativi / Typy mocowań

Z2351 78,5 mm
M8 x 19 mm

Z985 34 mm
M6 x 7 mm

P. 61

390+q / 390+r

390+q
Lenkrolle mit zentralem Totalfeststeller / Swivel castor with central brake
Roulette pivotante avec frein central / Rueda giratoria con freno central
Ruota piroettante con bloccaggio centrale / Rolka obrotowa z hamulcem centralnym

390+r
Lenkrolle mit zentralem Richtungs- und Totalfeststeller / Swivel castor with directional brake
Roulette pivotante avec frein de direction / Rueda giratoria con freno direccional
Ruota piroettante con bloccaggio direzionale / Rolka obrotowa z wbudowaną blokadą kierunku jazdy

Technische Beschreibung

Gehäuse aus Stahlblech
verzinkt –passiviert
Schwenklager mit zweireihigem Kugellauf
modernes Design durch hochwertiges Kunststoff-Cover
geeignet zur Reinigung in Desinfektionskabinen
staub– und spritzwassergeschützt
Integrierte Schaltmechanik mit Totalfeststeller ”q” und zusätzlichem Richtungsfeststeller ”r”
Dauerfettfüllung in der Schaltmechanik

Technical description

Sheet steel metal
Zinc passivated
Double ball bearing in swivel head
Protected from dust and water
Integrated selection mechanism with total lock “q“ and directional locking “r“
Suitable for cleaning in disinfecting cubicle
Selection mechanism continually greased
Up-to-date design with high-quality plastic cover

Description technique

Tôle d’acier, Zinguée
Pivot avec roulement à deux rangées
Un design moderne sur une couverture plastique de grande qualité
Lavable en tunnel de désinfection
Rigide et protégant des projections d’eau
Mécanique de commande intégrée avec frein total «q» et frein de direction «r»
Graisse longue durée dans la mécanique de commande
Egalement livrable avec d’autres roues

Descripción técnica

Acero estampado, Zincado pasivado
Soporte giratorio con doble hilera de bolas
Un diseño moderno sobre una carcasa plástica de gran calidad
Aptas para lavado en cabinas de desinfección
Robustez y protección contra la entrada de agua
Mecanismo de cambio de posición con freno total »q« y freno direccional »r«
Engrase permanente del mecanismo de cambio de posición

Descrizione tecnica

Lamiera d’acciaio, passivizzato zincato
Cuscinetto piroettante con corona a doppio giro di sfere
Design moderno grazie ad un coperchietto in plastica di alto valore
Adatto a lavaggio in cabine di disinfezione
Protetta contro polvere e schizzi d’acqua
Meccanismo di comando integrato con bloccaggio totale »q« e direzionale »r«
Lubrificazione costante nel meccanismo di comando

Opis techniczny

Blacha stalowa, Pasywowana cynkowo
łożysko obrotowe z podwójną prowadnicą kulek
Nowoczesne wzornictwo dzięki wysokowartościowej pokrywie z tworzywa sztucznego
Nadają się do czyszczenia w kabinach dezynfekujących
Ochrona przed pyłem i wodą rozpryskową
Wbudowana mechanika sterowania z całkowitą blokadą »q« oraz dodatkową blokadą kierunku jazdy »r«
Stałe wypełnienie smarem mechaniki przekładniowej

Einsatzbereiche

Krankenhausbetten
Intensivbetten
Pflegebetten
OP-Betten

Areas of application

Care beds
Op beds
Hospital beds
Intensive care beds

Utilisations

Lits de soins
Lits de soins intensifs
Lits d’hospitalisation
Lits médicalisés

Áreas de aplicación

Camas de hospital
Camas quirúrgicas
Camas de cuidados
Camas de cuidados intensivos

Ambito di applicazione

Letti per case di cura
Letti d’ospedale
Letti per sale operatorie
Letti per terapia intensiva

Zakres zastosowania

łóżka do intensywnej terapii
łóżka dla chorych
łóżka operacyjne
łóżka pielęgnacyjne

Serie 29K
(PP/TPR)

080		30	113,0	44,0	100	390q 29K080r Z2351 C *	390r 29K080r Z2351 C *	390q 29K080r Z985 C *	390r 29K080r Z985 C *
100		30	133,0	42,0	100	390q 29K100r Z2351 C *	390r 29K100r Z2351 C *	390q 29K100r Z985 C *	390r 29K100r Z985 C *
125		32	158,0	44,0	100	390q 29K125r Z2351 C *	390r 29K125r Z2351 C *	390q 29K125r Z985 C *	390r 29K125r Z985 C *
150		32	182,0	51,0	120	390q 29K150r Z2351 C *	390r 29K150r Z2351 C *	390q 29K150r Z985 C *	390r 29K150r Z985 C *
200		32	237,0	61,0	120	390q 29K200r Z2351 C *	390r 29K200r Z2351 C *	390q 29K200r Z985 C *	390r 29K200r Z985 C *

Serie 32C
(STEEL/RUBBER)

080		30	113,0	44,0	100	390q 32C080b Z2351 C *	390r 32C080b Z2351 C *	390q 32C080b Z985 C *	390r 32C080b Z985 C *
100		30	133,0	42,0	100	390q 32C100b Z2351 C *	390r 32C100b Z2351 C *	390q 32C100b Z985 C *	390r 32C100b Z985 C *
125		32	158,0	44,0	100	390q 32C125b Z2351 C *	390r 32C125b Z2351 C *	390q 32C125b Z985 C *	390r 32C125b Z985 C *
150		32	182,0	51,0	120	390q 32C150b Z2351 C *	390r 32C150b Z2351 C *	390q 32C150b Z985 C *	390r 32C150b Z985 C *
200		32	237,0	61,0	120	390q 32C200b Z2351 C *	390r 32C200b Z2351 C *	390q 32C200b Z985 C *	390r 32C200b Z985 C *

Weitere Befestigungen / Fitting Options / Options de fixations / Fijaciones Opcionales / Fissaggi alternativi / Typy mocowań

Z2351 78,5 mm
M8 x 19 mm



Z985 34 mm
M6 x 7 mm

P. 61

Radvarianten / Wheel options / Wheel options / Aros opcionales / Tipi di ruote / Wheel options

32C..a
antistatisch
antiestatic
antistatique
antiestática
antistatico
antystatyczne

391q / 391r

391q Lenkrolle mit zentralem Totalfeststeller / Swivel castor with central brake
Roulette pivotante avec frein central / Rueda giratoria con freno central
Ruota piroettante con bloccaggio centrale / Rolka obrotowa z hamulcem centralnym

391r Lenkrolle mit zentralem Richtungs- und Totalfeststeller / Swivel castor with directional brake
Roulette pivotante avec frein de direction / Rueda giratoria con freno direccional
Ruota piroettante con bloccaggio direzionale / Rolka obrotowa z wbudowaną blokadą kierunku jazdy

Technische Beschreibung

Gehäuse aus Stahlblech
verzinkt–passiviert oder verchromt
Präzisionskugellager im Gabelkopf
geeignet zur Reinigung in Desinfektionskabinen
Integrierte Schaltmechanik mit Totalfeststeller ”q” und zusätzlichem Richtungsfeststeller ”r”
Dauerfettfüllung in der Schaltmechanik
Einrichtung zur stufenlosen Justierung der Feststellwirkung (ohne Ausbau von Rolle oder Rad)

Technical description

Sheet steel metal
Zinc passivated or chrome-plated
Precision ball bearings in the fork head
Suitable for cleaning in disinfecting cubicle
Integrated selection mechanism with total locking brake “q“and directional lock brake ”r”
Selection mechanism continually greased
Device to permit adjustment of the braking effect (without removing the castor or wheel)
Also available with other wheel variants

Description technique

Tôle d’acier
Chromée ou zinguée
Pivot à roulement à billes deprécision dans la chape
Lavable en tunnel de désinfection
Mécanique de commande intégrée avec frein total «q» et frein de direction «r»
Graisse longue durée dans la mécanique de commande
Dispositif permettant d’ajuster le freinage en continu (sans démonter la roulette ni la roue)

Descripción técnica

Acero estampado
Cromado o cincado-pasivado
Cojinete de bolas de precisiónen cabeza giratoria
Aptas para lavado en cabinas de desinfección
Mecanismo de cambio de posición con freno total »q« y freno direccional »r«
Engrase permanente del mecanismo de cambio de posición
Dispositivo de ajuste progresivo del freno sin necesidad de desmontar la rueda

Descrizione tecnica

Lamiera d’acciaio
Cromato o passivizzato zincato
cuscinetto a sfere di precisio-ne nella testa della forcella
Adatto a lavaggio in cabine di disinfezione
Meccanismo di comando integrato con bloccaggio totale »q« e direzionale »r«
Lubrificazione costante nel meccanismo di comando
Dispositivo per la regolazione senza scatti dell’effetto di bloccaggio

Opis techniczny

Blacha stalowa
Chromowana lub pasywowana cynkowo
łożysko kulkowe precyzyjne w głowicy widelca Nadają się do czyszczenia w kabinach dezynfekujących
Wbudowana mechanika sterowania z całkowitą blokadą »q« oraz dodatkową blokadą kierunku jazdy »r«, Stałe wypełnienie smarem mechaniki przekładniowej, Urządzenie do bezstopniowej regulacji działania hamującego, bez konieczności demontażu rolki/kółka

Einsatzbereiche

Krankenbetten
Intensivbetten
Pflegebetten
OP-Betten

Areas of application

Care beds
Op beds
Hospital beds
Intensive care beds

Utilisations

Lits de soins
Lits de soins intensifs
Lits d’hospitalisation
Lits médicalisés

Áreas de aplicación

Camas de hospital
Camas quirúrgicas
Camas de cuidados
Camas de cuidados intensivos

Ambito di applicazione

Letti per case di cura
Letti d’ospedale
Letti per sale operatorie
Letti per terapia intensiva

Zakres zastosowania

łóżka do intensywnej terapii
łóżka dla chorych
łóżka operacyjne
łóżka pielęgnacyjne

Serie 29K
(PP/TPR)

100		30	139,0	42,0	100	391q 29K100r Z2351 *	391r 29K100r Z2351 *	391q 29K100r Z985 *	391r 29K100r Z985 *
125		32	164,0	44,0	100	391q 29K125r Z2351 *	391r 29K125r Z2351 *	391q 29K125r Z985 *	391r 29K125r Z985 *
150		32	191,0	51,0	120	391q 29K150r Z2351 *	391r 29K150r Z2351 *	391q 29K150r Z985 *	391r 29K150r Z985 *
200		32	243,0	61,0	120	391q 29K200r Z2351 *	391r 29K200r Z2351 *	391q 29K200r Z985 *	391r 29K200r Z985 *

Serie 32C
(STEEL/RUBBER)

100		30	139,0	42,0	100	391q 32C100b Z2351 *	391r 32C100b Z2351 *	391q 32C100b Z985 *	391r 32C100b Z985 *
125		32	164,0	44,0	100	391q 32C125b Z2351 *	391r 32C125b Z2351 *	391q 32C125b Z985 *	391r 32C125b Z985 *
150		32	191,0	51,0	120	391q 32C150b Z2351 *	391r 32C150b Z2351 *	391q 32C150b Z985 *	391r 32C150b Z985 *
200		32	243,0	61,0	120	391q 32C200b Z2351 *	391r 32C200b Z2351 *	391q 32C200b Z985 *	391r 32C200b Z985 *

Weitere Befestigungen / Fitting Options / Options de fixations / Fijaciones Opcionales / Fissaggi alternativi / Typy mocowań

Z2351 78,5 mm
M8 x 19 mm

Z985 34 mm
M6 x 7 mm

P. 61

383q / 383r

Lenkrolle mit zentralem Totalfeststeller / Swivel castor with central brake
Roulette pivotante avec frein central / Rueda giratoria con freno central
Ruota piroettante con bloccaggio centrale / Rolka obrotowa z hamulcem centralnym
Lenkrolle mit zentralem Richtungs- und Totalfeststeller / Swivel castor with directional brake
Roulette pivotante avec frein de direction / Rueda giratoria con freno direccional
Ruota piroettante con bloccaggio direzionale / Rolka obrotowa z wbudowaną blokadą kierunku jazdy

Technische Beschreibung

Kunststoffgehäuse aus Polyamid weiß RAL 9010
Präzisionskugellager im Gabelkopf
geeignet zur Reinigung in Desinfektionskabinen
leichtgängige Schaltfunktion
integrierte Schaltmechanik mit Totalfeststeller ”q” und zusätzlichemRichtungsfeststeller ”r”
Dauerfettfüllung in der Schaltmechanik
Mit elektrisch-leitfähigem Rad auf Anfrage

Technical description

Plastic housing of polyamide white RAL 901
Precision ball bearings in the fork head
Suitable for cleaning in disinfecting cubicles
Smooth selection function
Integrated selection mechanism with total locking brake ”q”and direction locking brake ”r”
Selection mechanism continually greased
On inquiry with electrically conductive wheel

Description technique

Blanc pur RAL 9016 ou gris de sécurité RAL 9010
Pivot à roulement à billes de précision dans la chape
Lavable en tunnel de désinfection
Bonne mobilité
Mécanique de commande intégrée avec frein total «q» et frein de direction «r»
Graisse longue durée dans la mécanique de commande

Descripción técnica

Soporte de poliamida blanco puro RAL 9010
Cojinete de bolas de precisión en cabeza giratoria
Aptas para lavado en cabinas de desinfección
Cambio suave
Mecanismo de cambio de posición con freno total »q« y freno direccional »r«
Engrase permanente del mecanismo de cambio de posición

Descrizione tecnica

Supporto in plastica, poliammide, bianco puro RAL 9010
Cuscinetto a sfere di precisione nella testa della forcella
Adatto a lavaggio in cabine di disinfezione
Facilità di funzionamento
Meccanismo di comando integrato con bloccaggio totale »q« e bloccaggio direzionale »r
Lubrificazione costante nel meccanismo di comando

Opis techniczny

Tworzywo sztuczne z poliamidu w kolorze białym RAL9010
łożysko kulkowe precyzyjne w głowicy widelca
Nadają się do czyszczenia w kabinach dezynfekujących
Lekko pracująca funkcja przekładniowa
Wbudowana mechanika sterowania z całkowit‹ blokadą »q« oraz dodatkową blokadą kierunku jazdy »r«
Stałe wypełnienie smarem mechaniki przekładniowej

Einsatzbereiche

Krankenbetten
Intensivbetten
Pflegebetten
OP-Betten

Areas of application

Care beds
Op beds
Hospital beds
Intensive care beds

Utilisations

Lits de soins
Lits de soins intensifs
Lits d’hospitalisation
Lits médicalisés

Áreas de aplicación

Camas de hospital
Camas quirúrgicas
Camas de cuidados
Camas de cuidados intensivos

Ambito di applicazione

Letti per case di cura
Letti d’ospedale
Letti per sale operatorie
Letti per terapia intensiva

Zakres zastosowania

łóżka do intensywnej terapii
łóżka dla chorych
łóżka operacyjne
łóżka pielęgnacyjne

Serie 40K
(PA/PU)

125	64	150,0	31,0	120	383q 40K125v Z2351 * / 383r 40K125v Z2351 * / 383q 40K125v Z985 * / 383r 40K125v Z985 *
150	64	175,0	40,0	150	383q 40K150v Z2351 * / 383r 40K150v Z2351 * / 383q 40K150v Z985 * / 383r 40K150v Z985 *

Weitere Befestigungen / Fitting Options / Options de fixations / Fijaciones Opcionales / Fissaggi alternativi / Typy mocowań

Z2351 78,5 mm
M8 x 19 mm

Z985 34 mm
M6 x 7 mm

P. 61

384q / 384r

384q Lenkrolle mit zentralem Totalfeststeller / Swivel castor with central brake
Roulette pivotante avec frein central / Rueda giratoria con freno central
Ruota piroettante con bloccaggio centrale / Rolka obrotowa z hamulcem centralnym

384r Lenkrolle mit zentralem Richtungs- und Totalfeststeller / Swivel castor with directional brake
Roulette pivotante avec frein de direction / Rueda giratoria con freno direccional
Ruota piroettante con bloccaggio direzionale / Rolka obrotowa z wbudowaną blokadą kierunku jazdy

384a

Lenkrolle / Swivel castor / Roulette pivotante
Rueda giratoria / Ruota piroettante / Rolka obrotowa

Technische Beschreibung

Gehäuse RAL 9003,
Reifen und Topkappe grau,
auch lieferbar mit elektrisch-leitfähigen Rädern sowie als waschbare bzw. antimikrobielle Version

Technical description

Free Swivel, Total Lock, Total and Directional Lock. 45 degree cam movement
RAL 9003 white with Grey tyres, top cap (as shown)
Options: Electrically conductive and washable versions; 25x32mm Central Locking Stem – total lock only; 30 deg cams; custom colour wheel covers; SUPPRESS Antimicrobial treatment - consult factory

Description technique

Chape ral 9003
Bandage et pare-fils gris
Version antistatique possible, ainsi que antimicrobien SUPRESS et compatible avec les tunnels de désinfection

Descripción técnica

Giratoria total, Direccional y bloqueo total
Movimiento de 45 º en la cámara de freno
Color blanco RAL 9003 con bandaje gris
Capuchón superior y pedal como se muestra
Opcionalmente:
Eléctricamente conductiva, lavable
Cámara de freno de 30º
Espiga de 25 x32 mm
Colores de ruedas diferentes bajo petición
Tratamiento Antimicrobial opcional

Descrizione tecnica

Ruota piroettante,bloccaggio totale e direzionale , Cam del freno con movimento a 45º
Color bianco RAL 9003, fasce scorrimento grige, parte superiore come da foto richiesta : conducibilità elettrica e lavabilità
Perno di bloccaggio centrale, 25x32 mm.
Bloccaggio totale con cam a 30º; Colore coperture
laterali a richiesta; Trattamento antimicrobico SUPPRES richiesta

Opis techniczny

Zestawy obrotowe, zestawy z hamulcem podwójnym, zestawy z hamulcem podwójnym oraz kierunkowym
Kąt nachylenia: 45 stopni
Opcje: elektroprzewodzące oraz odporne na mycie; 25x32mm trzpień z centralnym hamulcem blokującym - tylko zestawy z hamulcem podwójnym; dostępne różne kolory, koło antybakteryjne - prosimy o kontakt

Einsatzbereiche

Krankenbetten
Pflegebetten
Anästhesiegeräte
Laser Chirurgie Equipment

Areas of application

Hospital beds
care beds
anaesthesia machines
imaging equipment
laser surgery equipment

Utilisations

Lits d'hopitaux
Lits de soins intensifs
Appareils d'anesthésie

Áreas de aplicación

Camas de Hospital
Camas de cuidados
Aparatos de anestesia
Equipos de imágen
Equipos de cirugía de láser

Ambito di applicazione

Letti riabilitativi
Letti da casa per allattamento
Letti pewr terapie laser
Letti per terapie ultrasuoni
Apparecchi sollevamento pazienti

Zakres zastosowania

Łóżka medyczne
Urządzenia i meble medyczne
Szafki

Serie 40K
(PA/PU)

125		72	138,0	39,0	135	384a 40K125v Z722 *	384q 40K125v Z2351 *	384r 40K125r Z2351 *	384q 40K125v Z985 *	384r 40K125v Z985 *
150		78	164,0	51,0	150	384a 40K150v Z722 *	384q 40K150v Z2351 *	384r 40K150r Z2351 *	384q 40K150v Z985 *	384r 40K150v° Z985 *

Mode 3

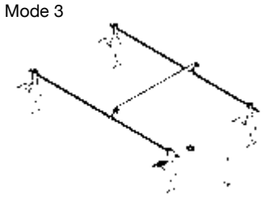

Mode 4

Weitere Befestigungen / Fitting Options / Options de fixations / Fijaciones Opcionales / Fissaggi alternativi / Typy mocowań

Z2351 Mode 3
78,5 mm M8 x 19 mm
Z2361 Mode 4
78,5 mm M8 x 19 mm

Z985 Mode 3
34,3 mm M6 x 7 mm
Z885 Mode 4
34,3 mm M6 x 7 mm

Z722 27,8x40
Z822 32,0x40

Radvarianten / Wheel options / Wheel options / Aros opcionales / Tipi di ruote / Wheel options

P. 61

Auch mit elektrisch leitfähigen Rädern sowie als waschbare und antimikrobielle Variante lieferbar.
Electrically conductive and washable versions; alternative fixings; custom colour wheel covers; SUPPRESS antimicrobial treatment
Roues antistatiques , autre couleur de roues, additive antimicrobien Suppress
Versiones con Aros conductivos y lavables, otros tipos de fijación y con el tratamiento SUPPRESS antimicrobiótico.
A richiesta versione con conducibilità elettrica e lavabile; fissaggi alternativi; colore copriruota a richiesta; trattamento opzionale antimicrobico SUPPRESS.
Wersje zestawów odpornych na mycie oraz zestawów elektroprzewodzących; różne typy mocowań oraz kolorów wersja kół antybakteryjnych Suppress

398q / 398r

398q
Lenkrolle mit zentralem Totalfeststeller / Swivel castor with central brake
Roulette pivotante avec frein central / Rueda giratoria con freno central
Ruota piroettante con bloccaggio centrale / Rolka obrotowa z hamulcem centralnym

398r
Lenkrolle mit zentralem Richtungs- und Totalfeststeller / Swivel castor with directional brake
Roulette pivotante avec frein de direction / Rueda giratoria con freno direccional
Ruota piroettante con bloccaggio direzionale / Rolka obrotowa z wbudowaną blokadą kierunku jazdy

Technische Beschreibung

tragendes Gehäuse aus Aluminium-Druckguss
hochglanzpolierte Kunststoff-Abdeckung
Präzisionskugellager im Gabelkopf
geeignet zur Reinigung in Desinfektionskabinen
leichtgängiges Schaltsystem
integrierte Schaltmechanik mit Totalfeststeller ”q” und zusätzlichem Richtungsfeststeller ”r”
Dauerfettfüllung in der Schaltmechanik
Tragfähigkeit 150 kg

Technical description

Die-cast aluminium load-bearing housing
Highly polished plastic cover
Precision ball bearings in the fork head
Suitable for cleaning in disinfection cabins
Smooth selection function
Integrated selection mechanism with total locking brake ”q”and direction locking brake ”r”
Permanently grease filled in the switch mechanism
Load capacity 150 kg

Description technique

Structure de la chape en fonte d'aluminium
Couverture en matière plastique
Pivot à roulement à billes de précision dans la chape
Lavable en tunnel de désinfection
Bonne mobilité
Mécanique de commande intégrée avec frein total «q» et frein de direction «r»
Graissage à vie du mécanisme
Charge 150 kg

Descripción técnica

Carcasa portante de aluminio fundido a presión yCubierta de plástico abrillantado
Diseño exclusivo y técnica patentada
Cojinete de bolas de precisión en cabeza giratoria
Aptas para lavado en cabinas de desinfección Cambio suave
Mecanismo de cambio de posición con freno total »q« y freno direccional »r«
Lubricación permanente del mecanismo de cambio y Capacidad de carga 150 kg

Descrizione tecnica

Forcella portante in alluminio pressofuso
Copertura in plastica estremamente lucida
Cuscinetto a sfere di precisione nella testa della forcella
Adatto a lavaggio in cabine di disinfezione
Facilità di funzionamento
Meccanismo di comando integrato con bloccaggio totale »q« e direzionale »r
Lubrificazione permanente del meccanismo di freno
Capacità di carico 150 kg

Opis techniczny

Obudowa noæna wykonana techniką odlewu ciśnieniowego z aluminium
Polerowana na wysoki połysk pokrywa z tworzywa sztucznego
łoýysko kulkowe precyzyjne w głowicy widelca
Nadają się do czyszczenia w kabinach dezynfekujących,Lekko pracująca funkcja przekładniowa
Wbudowana mechanika sterowania z całkowitą blokadą »q« oraz dodatkową blokadą kierunku jazdy »r«
Długotrwałe wypełnienie smarem w mechanizmie włączania
Ud'wig 150 kg

Einsatzbereiche

Krankenbetten
Intensivbetten
Pflegebetten
OP-Betten

Areas of application

Care beds
Op beds
Hospital beds
Intensive care beds

Utilisations

Lits de soins
Lits de soins intensifs
Lits d'hospitalisation
Lits médicalisés

Áreas de aplicación

Camas de hospital
Camas quirúrgicas
Camas de cuidados
Camas de cuidados intensivos

Ambito di applicazione

Letti per case di cura
Letti d'ospedale
Letti per sale operatorie
Letti per terapia intensiva

Zakres zastosowania

łóżka do intensywnej terapii
łóżka dla chorych
łóżka operacyjne
łóżka pielęgnacyjne

Serie 29K
(PP/TPR)

125		32	158,0	40,0	150	398q 29K125v Z2351 ZA *	398r 29K125v Z2351 ZA *	398q 29K125v Z985 *	398r 29K125v Z985 *
150		32	188,0	42,0	150	398q 29K150v Z2351 *	398r 29K150v Z2351 *	398q 29K150v Z985 *	398r 29K150v Z985 *
200		32	229,9	46,0	150	398q 37K200v Z2351 ZA*	398r 37K200v Z2351 ZA *	398q 37K200v Z985 *	398r 37K200v Z985 *

Weitere Befestigungen / Fitting Options / Options de fixations / Fijaciones Opcionales / Fissaggi alternativi / Typy mocowań

Z2351 78,5 mm
M8 x 19 mm

Z985 34 mm
M6 x 7 mm

P. 61

399q / 399r

399q
Lenkrolle mit zentralem Totalfeststeller / Swivel castor with central brake
Roulette pivotante avec frein central / Rueda giratoria con freno central
Ruota piroettante con bloccaggio centrale / Rolka obrotowa z hamulcem centralnym

399r
Lenkrolle mit zentralem Richtungs- und Totalfeststeller / Swivel castor with directional brake
Roulette pivotante avec frein de direction / Rueda giratoria con freno direccional
Ruota piroettante con bloccaggio direzionale / Rolka obrotowa z wbudowaną blokadą kierunku jazdy

Technische Beschreibung

tragendes Gehäuse aus Aluminium-Druckguss
hochglanzpolierte Kunststoff-Abdeckung
Präzisionskugellager im Gabelkopf
geeignet zur Reinigung in Desinfektionskabinen
leichtgängiges Schaltsystem
integrierte Schaltmechanik mit Totalfeststeller ”q” und zusätzlichem Richtungsfeststeller ”r”
Dauerfettfüllung in der Schaltmechanik
Tragfähigkeit 150 kg

Technical description

Die-cast aluminium load-bearing housing
Highly polished plastic cover, optionally in white RAL 9016 or metallic
Unique design and patented technology
Precision ball bearings in the fork head
Suitable for cleaning in disinfection cabins
Smooth selection function
Integrated selection mechanism with total locking brake ”q” and direction locking brake ”r”
Permanently grease filled in the switch mechanism and load capacity 150 kg

Description technique

Structure de la chape en fonte d'aluminium
Couverture en matière plastique brillante de Ral 9016 (blanc) ou couleur imitant le métal.
Design unique et technologie déposés
Pivot à roulement à billes de précision dans la chape , lavable en tunnel de désinfection
Bonne mobilité
Mécanique de commande intégrée avec frein total «q» et frein de direction «r»
Graissage à vie du mécanisme, Charge 150 kg

Descripción técnica

Carcasa portante de aluminio fundido a presión
Cubierta de plástico abrillantado, alternativamente en blanco puro RAL 9016 o metalizada
Diseño exclusivo y técnica patentada
Cojinete de bolas de precisión en cabeza giratoria, aptas para lavado en cabinas de desinfección
Cambio suave
Mecanismo de cambio de posición con freno total »q« y freno direccional »r«
Lubricación permanente del mecanismo de cambio y capacidad de carga 150 kg

Descrizione tecnica

Forcella portante in alluminio pressofuso
Copertura in plastica estremamente lucida, a scelta in bianco puro RAL 9016 o in metallo
Design unico e tecnica brevettata
Cuscinetto a sfere di precisione nella testa della forcella, adatto a lavaggio in cabine di disinfezione
Facilità di funzionamento
Meccanismo di comando integrato con bloccaggio totale »q« e direzionale »r
Lubrificazione permanente del meccanismo di freno e Capacità di carico 150 kg

Opis techniczny

Obudowa nośna wykonana techniką odlewu ciśnieniowego z aluminium
Polerowana na wysoki połysk pokrywa z tworzywa sztucznego do wyboru w kolorze czystej bieli RAL 9016 lub metalicznym, Wyjątkowe wzornictwo i opatentowana technika
łożysko kulkowe precyzyjne w głowicy widelca
Nadają się do czyszczenia w kabinach dezynfekujących
Lekko pracująca funkcja przekładniowa
Wbudowana mechanika sterowania z całkowita blokada »q« oraz dodatkową blokada kierunku jazdy »r«
Długotrwałe wypełnienie smarem w mechanizmie włączania,
Udźwig 150 kg

Einsatzbereiche

Intensivbetten
Krankenbetten
OP-Betten
OP-Tische
Pflegebetten
Medizinische Geräte

Areas of application

Care beds
Op beds
Hospital beds
Medical appliances
Intensive care beds
OP tables

Utilisations

Chariots médicaux
Lits de soins
Lits de soins intensifs
Lits d'hospitalisation
Tables d'opération
Lits médicalisés

Áreas de aplicación

Aparatos médicos
Camas de hospital
Camas quirúrgicas
Camas de cuidados
Mesas quirúrgicas
Camas de cuidados intensivos

Ambito di applicazione

Letti per case di cura
Letti d'ospedale
Letti per sale operatorie
Tavoli per sale operatori
Letti per terapia intensiva
Apparecchiature mediche

Zakres zastosowania

Aparatura medyczna
Stoły operacyjne
łóżka dla chorych
łóżka operacyjne
łóżka pielęgnacyjne
łóżka do intensywnej terapii

Serie 38K (PA/PU)		150	150	32	188,0	RAL9016	42,0	150	399q 38K150v K2351 *	399r 38K150v K2351 *	399q 38K150v K985 *	399r 38K150v K985 *
Serie 38K (PA/PU)		150	150	32	188,0	RAL9016	42,0	150	399q 38K150v K2351 A *	399r 38K150v K2351 A *	399q 38K150v K985 A *	399r 38K150v K985 A *

mit elektrisch-leitfähigem Rad auf Anfrage
On inquiry with electrically conductive wheel
Avec roue conductive (sur demande)
Con aro conductivo eléctrico (bajo solicitud)
Esecuzione antistatica (a richiesta)
z kołem przewodzącym na zamówienie

Weitere Befestigungen / Fitting Options / Options de fixations / Fijaciones Opcionales / Fissaggi alternativi / Typy mocowań

Z2351 78,5 mm
M8 x 19 mm

Z985 34 mm
M6 x 7 mm

P. 61

362a
Lenkrolle / Swivel castor / Roulette pivotante
Rueda giratoria / Ruota piroettante / Rolka obrotowa

36316
Lenkrolle / Swivel castor / Roulette pivotante
Rueda giratoria / Ruota piroettante / Rolka obrotowa

Genesis
Lenkrolle / Swivel castor / Roulette pivotante
Rueda giratoria / Ruota piroettante / Rolka obrotowa

Technische Beschreibung

Serie 18K (PU), Polyurethan Reifen, Shore A95, Guss-Radkörper, Präzisionskugellager
Serie 33C (PP/TPR), Vollgummireifen, Kunststoff-Radkörper, Metallfadenschutz verzinkt-passiviert.

Technical description

Serie 18K (PU), Polyurethane tyre, Shore A95, Bonded on a cast centre with precision ball bearing.
Serie 33C (PP/TPR), Solid Rubber tyre, Plastic centre, and metal thread guard Zinc plated.

Description technique

Série 18K (PU) ,polyuréthane tyre,shore A95,coulé sur un corps acier équipé de deux roulement à billes de précision.
Série 33C , (PP/TPR) , bandage caoutchouc,corps plastique,et pare-fils chromés

Descripción técnica

Serie 18K (PU), Bandaje de poliuretano, Shore A95, inyectado sobre el centro de acero y cojinete de precisión en el eje.
Serie 33C (PP/TPR), bandaje de goma, centro de plástico y anti-hilos zincado.

Descrizione tecnica

Serie 18h (PU) ruote in poliuretano, shore 9, fusa su corpo d'acciaio; doppio giro di sfere di precisione.
Serie 33C (PP/TPR) fascia scorrimento in caucciù, corpo di plastica e parafili cromati

Opis techniczny

Seria 18K (PU), bieżnik poliuretanowy, Shore A95 formowany na piaście żeliwnej z łożyskiem kulkowym
Seria 33C PP/ TPR, bieżnik z gumy pełnej, plastikowa piasta, metalowe osłony boczne

Technische Beschreibung

Polyamid-Gehäuse mit Präzisionskugellager im Gabelkopf,
TPR-Reifen mit Kunststoff-Radkörper und Gleitlager

Technical description

Polyamide fork with precision bearing on swivel head
Wheel TPR, plastic centre, plain bearing

Description technique

Chape polyamide,
Pivot à billes de précision,
Roue santoprêne corps plastique ,alésage lisse.
English:

Descripción técnica

Horquilla de poliamida con cojinete de bolas en la cabeza giraotria
Rueda de TPR, con el núcleo en plástico y eje liso.

Descrizione tecnica

Forcella in poliamide con cuscinetto a sfere di precisione sulla testa della forcella
Ruote TPR, corpo in poliamide, foro liscio

Opis techniczny

Widelec poliamidowy z precyzyjnym łozyskiem kulkowym w głowicy obrotowej, koło TPR, plastikowa piasta koła, łozysko ślizgowe

Einsatzbereiche	Areas of application	Utilisations	Áreas de aplicación	Ambito di applicazione	Zakres zastosowania
Staubsauger Mülleimer Ständer Einkaufswagen	Vacum Cleaners small dustbins stands and shopping trolleys.	Equipements vidéos Petites poubelles Lits d'hopitaux table de chevet	Equipos Vacío Pequeños muebles Estands Carros de compra	Aspirapolveri sotto vuoto Piccoli porta rifiuti Espositori Carrelli spesa	Odkurzacze Kosze Stojaki Wózki sklepowe

Einsatzbereiche	Areas of application	Utilisations	Áreas de aplicación	Ambito di applicazione	Zakres zastosowania
Medizinische Apparate Infusionsständer Friseursalon	Clinical equipment Beauty salons	Appareils médicaux Porte sérum Salon de coiffure	Carros porta medicina Porta serum Salones de belleza	Apparecchi medicali Stativi per infusioni Apparecchi per saloni di bellezza	Meble szpitalne Apteki Zakłady fryzjerskie

Serie 18K (PU)		35	25	53,0	15,0	100	362a 18K035v ZPS
Serie 18K (PU)		35	25	51,0	15,0	100	362a 18K035v ZGC
Serie 33C (PP/TPR)		50	20	68,0	30,0	50	36316

75	25	100,0	37,0	50	PGE30-WH-MNT33	PGE30-WH-MNT33B
100	32	136,5	45,0	100	PGE40-WH-MNT33	PGE40-WH-MNT33B

Weitere Befestigungen / Fitting Options / Options de fixations / Fijaciones Opcionales / Fissaggi alternativi / Typy mocowań

ZLB 8 mm
ZLC 10 mm

ZGC 10x30

Weitere Befestigungen / Fitting Options / Options de fixations / Fijaciones Opcionales / Fissaggi alternativi / Typy mocowań

ZR4 P. 60

ZK0

Zubehör für zentralfeststellbare Krankenbettenrollen / Accessories for central locking hospital bed castors
Accessoires pour roulettes avec blocage central pour lits d'hopitaux / Accesorios de ruedas para camas de Hospital
Accessori a bloccaggio centrale per letti ospedale / Akcesoria do rolek z centralną blokadą do łóżek dla chorych

Wandabweisräder Wall bumper Galets pare-chocs Paragolpes Ruote distanziali per le pareti Kółka odbojnikowe	95 mm	49G

Rohrausgleichshülsen rund Snap-on adapter sleeves round Douilles à emboîter / douilles d'adaptation ronde Casquillos adaptadores redondos Adattatore per tubi tondo Adaptery rurowe okrągły	(siehe Adaptermaße Seite 61) (see adapter measurements on page 61) (Voir les dimensions possibles page 61) (ver las medidas de los adaptadores en página 61) (Vedi misura adattatore pagina 61) (patrz wymiar adaptera, str. 61)

Rohrausgleichshülsen vierkant Snap-on adapter sleeves square Douilles à emboîter / douilles d'adaptation carrée Casquillos adaptadores cuadrados Adattatore per tubi quadrato Adaptery rurowe czworokątny	(siehe Adaptermaße Seite 60) (see adapter measurements on page 60) (Voir les dimensions possibles page 60) (ver las medidas de los adaptadores en página 60) (Vedi misura adattatore pagina 60) (patrz wymiar adaptera, str. 60)

Doppeltritthebel Foot pedal double Levier à pédale double Palanca de pie doble Pedale doppio DŸwignia noŸna dwustronna	links/left/ gauche/izquierda/sinistro/lewa rechts/right/droite/derecha/destro/prawa	DHL DHR

Doppeltritthebel (Kunststoff) Foot pedal double (Plastic) Levier à pédale double (polyamide) Palanca de pie doble (plástico) Pedale doppio (plastica) DŸwignia noŸna dwustronna (tworzywo sztuczne)	links /rechts left/right gauche/droite izquierda/derecha sinistro/destro lewa/prawa	KDH - 9010/7037 - 30° oder/or 45°

Einfachtritthebel Foot pedal single Levier à pédale simple Palanca de pie sencilla Pedale singolo DŸwignia noŸna jednostronna	links /rechts left/right gauche/droite izquierda/derecha sinistro/destro lewa/prawa	EHL EHR

Einfachtritthebel (Kunststoff) Foot pedal single (Plastic) Levier à pédale simple (polyamide) Palanca de pie sencilla (plástico) Pedale singolo (plastica) DŸwignia nożna jednostronna (tworzywo sztuczne)	links/left/gauche izquierda/sinistro/lewa rechts/right/droite derecha/destro/prawa	KEHL - 9010/7037 - 30° oder/or 45° KEHR - 9010/7037 - 30° oder/or 45°

Mitnehmerhebel lang Transmission lever long Levier d'entraînement long Palanca de transmisión larga Leva di accoppiamento lunga Dźwignia zabierakowa długa	MNL

Mitnehmerhebel kurz Transmission lever short Levier d'entraînement court Palanca de transmisión corta Leva di accoppiamento corta Dźwignia zabierakowa krótka	MNK

Hilfestellung zu den Bestellangaben für Krankenbettenrollen / Guideline for ordering designations for hospital bed castors
Comment composer les références pour les roulettes d'hopitaux / Accesorios de ruedas con freno central para camas de hospital
Aiuto per le indicazioni per gli ordini per letti ospedale / Pomoc w zakresie informacji podawanych przy zamawianiu łóżek dla chorych

Zentralfeststeller
Krankenbetten müssen leicht und zuverlässig manövrierbar sein. Moderne Krankenbetten sind daher mit Zentralfeststell-Mechanismen ausgerüstet, die eine Zeit und Kräfte sparende Bedienung ermöglichen.
Richtungsfeststeller
Zur Fixierung des Geradeauslaufs wird der Einsatz eines im Schaltsystem integrierten Richtungsfeststellers empfohlen.
Der Mechanismus erlaubt eine zentrale Schaltung bzw. Auslösung von:
1: Geradeauslauf (nur bei Ausrüstung mit Richtungsfeststeller)
2: Freie Beweglichkeit aller Rollen
3: Totalblockierung aller vier Rollen

Central locking brakes
Hospital beds must be reliable and easy to manoeuvre. Modern hospital beds are therefore equipped with central locking brake mechanisms, which enable time and energy-saving operation.
Directional locking brakes
For setting of straight ahead motion, the use of a directional locking brake integrated in the fixing pin is recommended.
The mechanism allows a central pedal to select the following modes of operation:
1: Motion straight ahead (only when equipped with directional locking brake mode)
2: Changes of direction: free mobility of all castors
3: Full locking of all four castors

Frein central
Les lits des malades doivent pouvoir ętre manoeuvrés facilement et avec fiabilité. Les lits modernes sont par conséquent équipés avec des mécanismes de freinage centralisé qui permettent un maniement faisant gagner du temps et économisant des forces.
Frein de direction
Pour fixer la stabilité directionnelle, il est recommandé d'utiliser un frein de direction intégré dans le système de commande.
Le mécanisme permet un enclenchement ou un déclenchement centralisé :
1: La stabilité directionnelle (seulement en cas d'équipement avec frein de direction)
2: Les changements de direction : mobilité de toutes les roulettes
3: Blocage total des 4 roulettes

Freno central
Las camas de hospital deben poseer una maniobrabilidad óptima. Por ello las camas de hospital más modernas se equipan con mecanismos de frenado central que permiten manejarlas ahorrando tiempo y esfuerzo.
Freno direccional
Recomendamos utilizar un freno direccional integrado en el sistema de cambio para fijar la marcha en sentido recto.
El mecanismo permite cambiar o desbloquear:
1: La marcha en sentido recto (solo con freno direccional)
2: El cambio de dirección: todas las ruedas tienen movilidad
3: El bloqueo total de las 4 ruedas

Bloccaggio centrale
I letti d´ospedale devono poter essere manovrati in modo semplice e sicuro. Per questo motivo i moderni letti da ospedale sono equipaggiati con meccanismi a bloccaggio centrale che rendono possibile un azionamento rapido e non faticoso.
Bloccaggio direzionale
Per il fissaggio della marcia in avanti si raccomanda l'impiego di un bloccaggio direzionale integrato nel sistema di comando.
Il meccanismo consente un comando/uno sgancio centrale di:
1: Marcia in avanti (solo in esecuzione con bloccaggio direzionale)
2: Cambi di direzione: movimento libero di tutte le ruote
3: Bloccaggio totale di tutte e quattro le ruote

Blokada centralna
łózka dla chorych muszą dac sie w łatwy i bezpieczny sposób manewrowaæ. Nowoczesne łózka dla chorych wyposaźone są w mechanizmy centralnego blokowania, które umoźliwiaja obsłzuge z oszczędnością czasu i sił.
Blokada kierunku jazdy
Hamulec do rolek aparatów oraz rolek techniki medycznej z wbudowanym blokowaniem kierunku, blokuje rolkę w pozycji biegu w przód.
Mechanizm ten pozwala na centralne włączanie lub zwalnianie:
1: Blokady jazdy na wprost (tylko w przypadku wykonania z blokadą kierunku jazdy)
2: Dowolnej ruchomości wszystkich rolek
3: Całkowitej blokady wszystkich czterech rolek

Zapfenbefestigung / Fixing pins / Fixation à tige
Espigas de fijación / Fissaggio a perno / Mocowanie czopów



Standardexzenter (41° und 52°)
Standard-cam (41° and 52°)
Excentrique standard (41°+ 52°)
Cámara estándar (41° y 52°)
Eccentrico standard (41° + 52°)
Mimośród standardowy (41° i 52°)

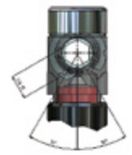

30°-Exzenter
30°-cam
Excentrique 30°
Cámara de 30°
Eccentrico 30°
Mimośród 30°

Befestigung Zapfen 34 mm
für Standardrohrmaß Ø 32
Schaltwellenvarianten A/B
Schaltwelle wahlweise quer oder in Fahrtrichtung
Gewindebohrung 4-fach

Fixation à tige 34 mm
pour tube standard Ø 32
Variantes d'arbres de commande A / B
Arbre de commande au choix dans le sens perpendiculaire
à la marche ou dans le sens de la marche
4 trous taraudés

Fissaggio perno 34 mm
Per misura standard di tubo Ø 32
Varianti di albero di comando A/B
Albero di comando a scelta trasversalmente alla direzione di marcia o in direzione di marcia
Quadruplice foro filettato

Fixing Pin 34 mm
For standard insertion measurement Ø 32
Switching shaft variants A/B
Switching shaft in line or across direction of travel
Four tapped fixing holes

Varillajes de cambio 34 mm
Para medidas estándar de inserción Ø 32
Varillajes de cambio A/B
Varillas de cambio en línea o transversales a la dirección de avance
Cuatro agujeros roscados de fijación

Mocowanie czopu 34 mm
Na standardowy rozmiar rurki Ø 32
Warianty pretów przekładniowych A/B
Pret przekładniowy poprzeczny lub zgodny z kierunkiem jazdy
Otwór gwintowany 4-krotny

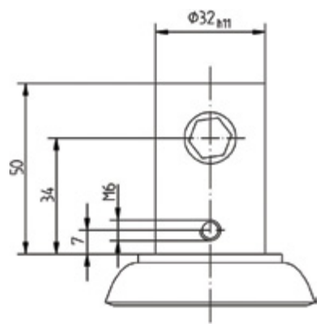

Befestigung Zapfen 78,5 mm
für Standardrohrmaß Ø 28
Schaltwellenvarianten A/B
Schaltwelle wahlweise quer oder in Fahrtrichtung
Gewindebohrung 4-fach
Ausgleichshülsen für weitere Rohrabmessungen möglich!
Hilfestellung zu den Bestellangaben fl̈r Krankenbettenrollen

Fixation à tige 78,5 mm
pour tube standard Ø 28
Variantes d'arbres de commande A / B
Arbre de commande au choix dans le sens perpendiculaire à la marche ou dans le sens de la marche
4 trous taraudés
Des douilles d'adaptation sont disponibles pour d'autres dimensions de tubes!

Fissaggio perno 78,5 mm
Per misura standard di tubo Ø 28
Varianti di albero di comando A/B
Albero di comando a scelta trasversalmente alla direzione di marcia o in direzione di marcia
Quadruplice foro filettato
Fornibili adattatori per altre misure di tubo!

Fixing Pin 78,5 mm
For standard insertion measurement Ø 28
Switching shaft variants A/B
Switching shaft in line or across direction of travel
Four tapped fixing holes
Snap-on adapter sleeves for different tube measurements available!

Varillajes de cambio 78,5 mm
Para medidas estándar de inserción Ø 28
Varillajes de cambio A/B
Varillas de cambio en línea o transversales a la dirección de avance
Cuatro agujeros roscados de fijación
Disponibles capuchones adaptadores para diferentes medidas!
Referencia rápida para realizar su pedido de ruedas para camas de hospital

Mocowanie czopu 78,5 mm
Na standardowy rozmiar rurki Ø 28
Warianty pretów przekładniowych A/B
Pret przekładniowy poprzeczny lub zgodny z kierunkiem jazdy
Otwór gwintowany 4-krotny
Mozliwosc zastosowania adapterów na inne rozmiary rurek!
Pomoc w zakresie informacji podawanych przy zamawianiu łózek dla chorych

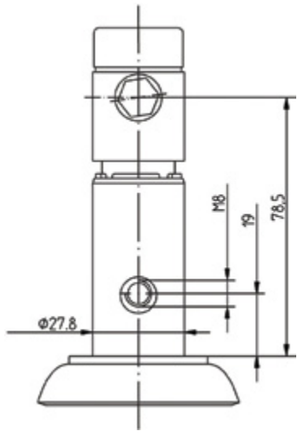

Befestigungen / Attachments
Fixations / Fijaciones
Attacchi / Mocowania Odis quam, qui dolupit fugit et quatur accustem quae aut ad qui cor

für Artikel 341a/341h und 360a (wird montiert geliefert) / for items 341a/341h und 360a (delivered assembled)
pour articles 341a/341h et 360a (sont livrées montées) / para los artículos 341a/341h y 360a (se suministran montados)
per articoli 341a/341h und 360a (viene fornito montato) / do artykułów 341a/341h i 360a (dostarczane w stanie zmontowanym)

Art.-Nr. für Rundrohre Art.-No. for round tubes N° d'article tube rond Ref.-art. para tubos redondos Nr. cod. per tubo tondo Art. nr do rury okrągłej	Rohrinnen-Ø mm Tube inside-Ø mm Ø-Intérieur mm Medida Int.-Ø mm interno tubo-Ø mm Wewnętrzna Ø mm	Art.-Nr. für vierkantohre Art.-No. for square tubes N° d'article tube carré Ref.-art. para tubos cuadrados Nr. cod. per tubo quadrato Art. nr do rury kwadratowej	Rohrinnen- mm Tube inside-Ø mm Ø-Intérieur mm Medida Int.-Ø mm interno tubo-Ø mm Wewnętrzna Ø mm
R10	13,9-14,8	R22	16,6-18,7
R11	14,9-15,8	R23	18,8-19,5
R12	15,9-16,8	R24	19,6-21,5
R13	16,9-17,8	R25	21,6-22,5
R14	17,9-18,8	R26	22,6-24,5
R15	18,9-19,8	R27	24,6-26,5
R16	19,9-21,8	R28	26,6-28,5
R17	21,9-22,8	R29	28,6-33,0
R18	22,9-23,8		
R19	23,9-25,8		
R20	25,9-28,8		
R21	28,9-32,0		

für Artikel 367/357 (wird montiert geliefert) / for items 367/357 (delivered assembled)
pour articles 367/357 (sont livrées montées) / para los artículos 367/357 (se suministran montados)
per articoli 367/357 (viene fornito montato) / do artykułów 367/357 (dostarczane w stanie zmontowanym)

Art.-Nr. für Rundrohre Art.-No. for round tubes N° d'article tube rond Ref.-art. para tubos redondos Nr. cod. per tubo tondo Art. nr do rury okrągłej	Rohrinnen-Ø mm Tube inside-Ø mm Ø-Intérieur mm Medida Int.-Ø mm interno tubo-Ø mm Wewnętrzna Ø mm	Art.-Nr. für vierkantohre Art.-No. for square tubes N° d'article tube carré Ref.-art. para tubos cuadrados Nr. cod. per tubo quadrato Art. nr do rury kwadratowej	Rohrinnen- mm Tube inside-Ø mm Ø-Intérieur mm Medida Int.-Ø mm interno tubo-Ø mm Wewnętrzna Ø mm
R66	17,8-19,7	R72	21,0-21,9
R67	19,8-21,7	R73	22,0-24,0
R68	21,8-24,7	R75	25,8-28,5
R69	24,8-28,7	R76	28,6-29,5
R70	28,8-32,7	R77	29,6-32,7
		R79	34,6-37,0

Polyamidhülsen für Einschlagbefestigung »K0« / Polyamide sockets for locking attachment »K0«
Douilles en polyamide pour fixation à enfoncer »K0« / Casquillos de poliamida para fijación por impacto »K0«
Manicotti in poliammide per attacco ad innesto »K0« / Adaptery z poliamidu do mocowania »K0«

für Artikel 340a/340b/341a/341h / for items 340a/340b/341a/341h
pour articles 340a/340b/341a/341h / para los artículos 340a/340b/341a/341h
per articoli 340a/340b/341a/341h / do artykułów 340a/340b/341a/341h

Art.-Nr. für Rundrohre Art.-No. for round tubes N° d'article tube rond Ref.-art. para tubos redondos Nr. cod. per tubo tondo Art. nr do rury okrągłej	Rohrinnen-Ø mm Tube inside-Ø mm Ø-Intérieur mm Medida Int.-Ø mm interno tubo-Ø mm Wewnętrzna Ø mm			Art.-Nr. für vierkantohre Art.-No. for square tubes N° d'article tube carré Ref.-art. para tubos cuadrados Nr. cod. per tubo quadrato Art. nr do rury kwadratowej	Rohrinnen- mm Tube inside-Ø mm Ø-Intérieur mm Medida Int.-Ø mm interno tubo-Ø mm Wewnętrzna Ø mm		
	Ø Hülsen Ø Socket Ø Douilles Ø Casquillos Ø Manicotti Ø Adaptery	Ø Bund Ø Collar Ø Appui Ø Collarin Ø Collare Ø Kołnierza	Länge mm Lenght mm Longueur mm Largura Lunghezza mm Długość w mm		Ø Hülsen Ø Socket Ø Douilles Ø Casquillos Ø Manicotti Ø Adaptery	Ø Bund Ø Collar Ø Appui Ø Collarin Ø Collare Ø Kołnierza	Länge mm Lenght mm Longueur mm Largura Lunghezza mm Długość w mm
K14	14	18	36	K16x16	16x16	19x19	36
K16	16	18	36	K17x17	17x17	19x19	36
K17	17	19	36	K18x18	18x18	20x20	36
K18	18	20	36	K21x21	21x21	23,5x23,5	36
K19	19	21	36	K22x22	22x22	24,5x24,5	36
K20	20	22	36	K23x23	23x23	25,5x25,5	36
K22	22	24	36	K27x27	27x27	30x30	36
K23	23	25	36				
				für Holzkonstruktionen for wooden structures Pour montage dans le bois para construcciones de madera per costruzioni in legno Do konstrukcji drewnianych			
				K-14H	14	29	36

Übersteckhülsen für Zapfen / Snap-on adaptors for fixing pins
Douilles à emboîter pour tiges / Casquillos para fijación por espiga
Adattatori per perni / Adaptery nasadowe do trzpieni

für Artikel 357/367/600 / for items 357/367/600
pour articles 357/367/600 / para los artículos 357/367/600
per articoli 357/367/600 / do artykułów 357/367/600

Art.-Nr. Art.-No. N° d'article Ref.-art. Nr. cod. Art. nr	Innen-Ø mm Inside-Ø mm Ø-Intérieur mm Int.-Ø mm interno-Ø mm Wewntęrzna Ø mm	Außen-Ø mm Outside-Ø mm Ø-Exérieur mm Ext.-Ø mm esterno-Ø mm Zewnętrzna Ø mm	Länge mm Length mm Largura mm Longueur mm lunghezza mm Długość w mm
H 24-27,0	24	27	45
H 24-27,8	24	27,8	45
H 24-28,0	24	28	45
H 24-28,2	24	28,2	45
H 24-28,4	24	28,4	45
H 24-28,9	24	28,9	45
H 24-33,65x33,65	24	33,6	45

362a Lenkrolle / Swivel castor / Roulette pivotante
Rueda giratoria / Ruota piroettante / Rolka obrotowa

Technische Beschreibung

Stahlblech, verzinkt–passiviert
Schwenklager mit zweireihigem Kugellauf
auch mit Rückenloch LC (10,2 mm) lieferbar
auf Anfrage auch mit Gewindestift (ZGI) und
Flachzapfen (ZCS) lieferbar

Technical description

Sheet steel metal, Zinc passivated
Swivel bearing with double ball race
also available with bolt hole LC (10,2 mm)
on inquiry also available with threaded (ZGI)
and flat pin (ZCS)

Description technique

Tôle d'acier, Zinguée
Pivot avec roulement à deux rangées de billes
livrable également avec oeil LC (10,2 mm)
Sur demande nous pouvons livrer les variantes tige
filetée à collet carré (ZGI) et fixation choc (ZCS)

Descripción técnica

Acero estampado, Cincado pasivado
Soporte giratorio con doble hilera de bolas
Disponible con agujero pasador LC (10,2 mm)
Bajo demanda, también disponible con espiga
roscada (ZGI) o espiga plana (ZCS)

Descrizione tecnica

Lamiera d'acciaio, Passivizzata zincata
Cuscinetto piroettante con corona a doppio giro
di sfere
Fornibile anche con foro posteriore LC (10,2 mm)
A rischiesta disponibile anche con filettatura (ZGI)
e perno piatto (ZCS)

Opis techniczny

Blacha stalowa, Pasywowana cynkowo
łożysko obrotowe z dwurzedową prowadnicą kulek
Dostępny również z otworem pod śrube (10,2 mm)
Na zamówienie dostępny również z wkrętem bez
łba (ZGI) i czopem płaskim (ZCS)

Einsatzbereiche	Areas of application	Utilisations	Áreas de aplicación	Ambito di applicazione	Zakres zastosowania
Abfallsammler Akten-wagen Beistellwagen Computerbereich Einkaufswagen	Dustbins Sales stands Shopping trolleys Tripods	Chariots à document Chariots de lingerie Chariots de ménage Chariots pour fichiers Cuisines collectives	Aparatos de gimnasia Archivadores Carros auxiliares Carros de lavandería Carros de limpieza	Apparecchi medicali Apparecchi sportivi Carrelli per pulizia Carrelli porta archivio Carrelli visita	Duże kuchnie łożka szpitalne Pojemniki na odpady Restauracje Statywy

Serie 29K
(TPE/PP)

100	30	130,0	37,0	100
125	32	155,0	38,0	100

362a 29K100r ZLD *
362a 29K125r ZLD *

Serie 32C
(RUBBER/STEEL)

100	30	130,0	37,0	80
125	32	155,0	38,0	100

362a 32C100b ZLD *
362a 32C125b ZLD *

Serie36K
(RUBBER/PP)

125	32	155,0	38,0	100
125	32	152,0	43,0	60

362a 36K125b ZLD *
362a 36K125b ZLD3TT *

Serie33F
(RUBBER/PP)

75	23	100	30,0	55

362a 33F075b ZLC

Weitere Befestigungen / Fitting Options / Options de fixations / Fijaciones Opcionales / Fissaggi alternativi / Typy mocowań

ZLD 12,2 mm
ZLC 10,2 mm

ZGI M12x25

ZCS

363a Lenkrolle mit Radfeststeller / Swivel castor with wheel locking brake
Roulette pivotante avec frein de roue / Rueda giratoria con freno
Ruota nuda con bloccaggio incorporato / Rolka obrotowa z hamulcem

Technische Beschreibung

Stahlblech, verzinkt–passiviert
Schwenklager mit zweireihigem Kugellauf
auch mit Rückenloch LC (10,2 mm) lieferbar
auf Anfrage auch mit Gewindestift (ZGI) und
Flachzapfen (ZCS) lieferbar

Technical description

Sheet steel metal, Zinc passivated
Swivel bearing with double ball race
also available with bolt hole LC (10,2 mm)
on inquiry also available with threaded (ZGI)
and flat pin (ZCS)

Description technique

Tôle d'acier, Zinguée
Pivot avec roulement à deux rangées de billes
livrable également avec oeil LC (10,2 mm)
Sur demande nous pouvons livrer les variantes tige
filetée à collet carré (ZGI) et fixation choc (ZCS)

Descripción técnica

Acero estampado, Cincado pasivado
Soporte giratorio con doble hilera de bolas
Disponible con agujero pasador LC (10,2 mm)
Bajo demanda, también disponible con espiga
roscada (ZGI) o espiga plana (ZCS)

Descrizione tecnica

Lamiera d'acciaio, Passivizzata zincata
Cuscinetto piroettante con corona a doppio giro
di sfere
Fornibile anche con foro posteriore LC (10,2 mm)
A rischiesta disponibile anche con filettatura
(ZGI) e perno piatto (ZCS)

Opis techniczny

Blacha stalowa, Pasywowana cynkowo
łożysko obrotowe z dwurzedową prowadnicą kulek
Dostępny również z otworem pod śrube (10,2 mm)
Na zamówienie dostępny również z wkrętem bez
łba (ZGI) i czopem płaskim (ZCS)

Einsatzbereiche	Areas of application	Utilisations	Áreas de aplicación	Ambito di applicazione	Zakres zastosowania
Einkaufswagen (Fahrsteige)	Shopping trolleys (autowalk)	Chariots libre-service (tapis roulants)	Carros de supermercado (rampas)	Carrelli per la spesa (Scale mobili)	Wózki na zakupy (schody ruchome)

Serie 62C
(PU/PA)

125	32	155,0	43,0	60

363b 62C125v ZLD *

Serie 62C
/PU/PA)

125	32	155,0	43,0	60

363b 810 7575-1

Weitere Befestigungen / Fitting Options / Options de fixations / Fijaciones Opcionales / Fissaggi alternativi / Typy mocowań

ZLD 12,2 mm
ZLC 10,2 mm

ZGI M12x25

ZCS

MallMaster

Lenkrolle / Swivel castor / Roulette pivotante
Rueda giratoria / Ruota piroettante / Rolka obrotowa

Technische Beschreibung

Stahlblech,
verzinkt-passiviert,
Schwenklager mit zweireihigem Kugellager,
Rad aus Polyurethan (grau),
Präzisionskugellager.

Technical description

Sheet Steel,
metal zinc passivated,
swivel bearing,
double ball race.

Description technique

Chape en acier zingué
double chemins de billes au pivot à śil de 12
galet travelator polyuréthane gris
roulement à billes de précision

Descripción técnica

Soporte en acero estampado
Doble hilera de bolas en la cabeza giratoria
Aro de poliuretano gris
Cojinete de bolas de precisión en el aro

Descrizione tecnica

Corpo in acciaio zincato
Cuscinetto piroettante con corona a doppio giro di sfere
Parafilo in poliuretano grigio
Movimento su cuscinetto a sfere di precisione

Opis techniczny

Widelec ze stali ocynkowanej
Głowica obrotowa z podwójnym łożyskiem kulkowym

Einsatzbereiche
Einkaufswagen (Fahrsteige)

Areas of application
Shopping trolleys (autowalk)

Utilisations
Chariot libre-service

Áreas de aplicación
Carros de supermercado (rampas)

Ambito di applicazione
Carrelli per la spesa (Scale mobili)

Zakres zastosowania
Wózki na zakupy (schody ruchome)

125		32	150,0	43,0	60	36301	36301-F
125		32	150,0	43,0	60	36302	36305

Weitere Befestigungen / Fitting Options / Options de fixations / Fijaciones Opcionales / Fissaggi alternativi / Typy mocowań

ZLD 12,2 mm
ZLC 10,2 mm

ZGI M12x25

ZCS

Technische Beschreibung

Stahlblech-Gehäuse,
verzinkt-passiviert,
Schwenklager mit zweireihigem Kugellager,
Rad aus TPE (grau),
Präzisionskugellager.

Technical description

Sheet Steel,
metal zinc passivated,
TPR grey wheel
swivel bearing,
double ball race.

Description technique

Chape en acier zingué
double chemins de billes au pivot à śil de 12
galet thermoplastique gris
roulement à billes de précision

Descripción técnica

Soporte en acero estampado
Doble hilera de bolas en la cabeza giratoria
Aro termoplástico gris
Cojinete de bolas de precisión en el aro

Descrizione tecnica

Corpo in acciaio zincato
Cuscinetto piroettante con corona a doppio giro di sfere
Ruote TPR
Movimento su cuscinetto a sfere di precisione

Opis techniczny

Widelec ocynkowany
Podwójna bieżnia kółek w głowicy obrotowej

Einsatzbereiche
Einkaufswagen (Fahrsteige)

Areas of application
Shopping trolleys (autowalk)

Utilisations
Chariots libre-service (tapis roulants)

Áreas de aplicación
Carros de supermercado (rampas)

Ambito di applicazione
Carrelli per la spesa (Scale mobili)

Zakres zastosowania
Wózki na zakupy (schody ruchome)

125		32	150,0	43,0	60	36312	36312-F
125		32	150,0	43,0	60	36313	36310

Weitere Befestigungen / Fitting Options / Options de fixations / Fijaciones Opcionales / Fissaggi alternativi / Typy mocowań

ZLD 12,2 mm
ZLC 10,2 mm

ZGI M12x25

ZCS

421a Lenkrolle / Swivel castor / Roulette pivotante
Rueda giratoria / Ruota piroettante / Rolka obrotowa

406a Lenkrolle / Swivel castor / Roulette pivotante
Rueda giratoria / Ruota piroettante / Rolka obrotowa

Technische Beschreibung

Gehäuse verzinkt-passiviert (421a),
Edelstahlgehäuse (406a)

Technical description

Zingated fork (421)
Stainless steel fork (406)
Wheel in phenolic resin, plain or ball bearing,
Adaptable to most of actual oven

Description technique

Chape acier zingué (421) ou version inox (406)
Compatible avec la plupart des fours existants
Résine naturelle compressée
Alésage lisse ou roulement à billes de précision

Descripción técnica

Soporte zincado (421) o inoxidable (406)
Compatible con los hornos existentes
Eje liso o cojinete de bolas de precisión

Descrizione tecnica

Testa in acciaio zincato (421) o inox compatibile (406) con la maggior parte delle forcelle esistenti
Resina naturale compressa
Foro liscio o cuscinetto a sfere di precisione

Opis techniczny

Widelec ocynkowany (421)
Widelec ze stali nierdzewnej (406)
Koło wykonane z żywicy fenolowej, łozysko ślizgowe oraz kulkowe

Einsatzbereiche	Areas of application	Utilisations	Áreas de aplicación	Ambito di applicazione	Zakres zastosowania
Bäckerei Konditorei	Bakery oven	Fours de boulangerie	Hornos de pan Hornos pasteleria	Forni di panifici Forni di pasticcerie	Piece piekarnicze

Serie 03sh (PHENOLIC RESIN)

80	=	35	107,0	34,0	80
100	=	35	128,0	38,0	100

421a 03G080sh ZPH
421a 03G100sh ZPH

80	=	35	108,0	32,0	60
100	=	35	127,0	32,0	80

406a 03G080sh EPH
406a 03G100sh EPH

Weitere Befestigungen / Fitting Options / Options de fixations / Fijaciones Opcionales / Fissaggi alternativi / Typy mocowań

ZLD 12,2 mm
ZLC 10,2 mm

ZPH 104x80
72x52/80x60/9

EPH 104x80
72x52/80x60/9

JSFN Lenkrolle / Swivel castor / Roulette pivotante
Rueda giratoria / Ruota piroettante / Rolka obrotowa

FSFN Bockrolle / Fixed castor / Roulette fixe
Rueda fija / Ruota fissa / Rolka stała

Technische Beschreibung

Phenolharzrad für intensive Anwendungen,
Betriebstemperaturen von -40°C bis +300°C,
Lenkgabel in verzinktem Stahl,
geschlossener Gabelkopf mit Kugellager und Schmiernippel

Technical description

Phenolic wheels for intensive use
operating temperatures from -40° to +300°C
swivel forks in zinc-plated steel - closed swivel head with 1 ball bearing and a grease nipple

Description technique

roues phénoliques pour utilisations intensive
températures d'utilisation de -40° à +300°C
montures pivotantes en acier zingué - boîtier de pivot fermé avec 1 roulement à billes et graisseur

Descripción técnica

Rueda fenólica para uso intensivo
Temperatura de funcionamiento de -40 a 300ºC
Soporte giratorio zincada con cabeza giratoria con cojinete de bola engrasado.

Descrizione tecnica

Ruota fenolica per uso intensivo
Temperature d'impiego da – 40° a + 300° C
Forcella in acciaio zincato
Testa della forcella sigillata con cuscinetto a sfere e ingrassatore

Opis techniczny

Zestawy z kołami z żywicy fenolowej do pracy w temperaturze -40 do 300 C
Zestawy obrotowe z widelcami ocynkowanymi z całkowicie zamkniętą i uszczelnioną głowicą obrotową z łozyskiem oporowym i zaworkiem smarowniczym

Einsatzbereiche	Areas of application	Utilisations	Áreas de aplicación	Ambito di applicazione	Zakres zastosowania
Bäckerei Konditorei	Bakery oven	Fours de boulangerie	Hornos de pan	Forni di panifici	Piece piekarnicze

Serie WH (PHENOLIC RESIN)

70	=	40	105,0	35,0	160	JSFN 0702 6152	FSFN 0702 6152
100	=	40	130,0	40,0	240	JSFN 1002 6152	FSFN 1002 6152

70	=	40	105,0	35,0	160	JFN 0702 6152	FFN 0702 6152
100	=	40	130,0	40,0	240	JFN 1002 6152	FFN 1002 6152

Weitere Befestigungen / Fitting Options / Options de fixations / Fijaciones Opcionales / Fissaggi alternativi / Typy mocowań

105X85/ 80X60

440a Lenkrolle / Swivel castor / Roulette pivotante
Rueda giratoria / Ruota piroettante / Rolka obrotowa

438a Bockrolle / Fixed castor / Roulette fixe
Rueda fija / Ruota fissa / Rolka stała

Technische Beschreibung

Gehäuse aus Stahlblech,
verzinkt-passiviert,
Schwenklager mit einreihigem Kugellauf,
Radachse verschraubt,
Polypropylen Rad, Rollenlager

Technical description

Sheet steel metal housing
Zinc passivated
Swivel bearing with single ball race
Wheel axis screwed-on

Description technique

Tôle d'acier
Zinguée
Pivot avec roulement à une rangées de billes
Axe riveté

Descripción técnica

Acero estampado
Cincado-pasivado
Soporte giratorio con una hilera de bolas
Eje atornillado

Descrizione tecnica

Lamiera d'acciaio
Passivizzato zincato
Cuscinetto piroettante con corona ad un giro di sfere
Asse della ruota avvitato

Opis techniczny

Blacha stalowa
Pasywowana cynkowo
łozysko obrotowe z jednorzędowa prowadnicą kulek
śrubowana oś kółka

Einsatzbereiche	Areas of application	Utilisations	Áreas de aplicación	Ambito di applicazione	Zakres zastosowania
Transportwagen	Transport containers	Chariots transporteurs	Carros móviles	Carrelli da trasporto	Wózki transportowe

Serie 00R
(PP)

58	29	75,0	15,0	79x60	60x40	80	440a 00R058z ZPS
65	33	88,0	20,0	95x70	75x45	100	440a 00R065z ZPS
80	33	100,0	20,0	102x79	85x60	125	440a 00R080z ZPS
100	40	125,0	20,0	133x104	104x77	200	440a 00R100z ZPS

Serie 00R
(PP)

58	29	75,0	15,0	95X54	71x24	80	438a 00R058z ZPS
65	33	88,0	20,0	95x54	71X24	100	438a 00R065z ZPS
80	33	100,0	20,0	128x65	102x31	125	438a 00R080z ZPS
100	40	125,0	20,0	161x82	127x43	200	438a 00R100z ZPS

26G Rad / Wheel / Roue
Aro / Ruote /Rolka

28R Rad / Wheel / Roue
Aro / Ruote /Rolka

Technische Beschreibung

Radserie 26 - luftbereift, Kunststoff-Radkörper.
Radserie 28 - Polyurethanreifen auf Kunststoff-Radkörper, jeweilig mit Gleitlager oder Rollenlager lieferbar

Technical description

Serie 26, pnuematic tyre with a plastic centre and plain bearing.
Serie 28, rubber Tyre with a plastic centre and roller bearing.

Description technique

26 roue pneumatique corps de roue plastique
28 roue mousse de polyuréthane corps de roue plastique

Descripción técnica

Rueda 26 rueda neumática con centro de plástico
Rueda 28 rueda con espuma de poliuretano y centro de plástico.

Descrizione tecnica

Seire 26, ruota pneumatica con corpo in plastica
Serie 28, ruota in schiuma di poliuretano con corpo in plastica

Opis techniczny

Zestawy kołowe z widelcami ocynkowanymi pojedyńcze łożysko kulkowe w głowicy obrotowej
koło przykręcane śrubą

Einsatzbereiche	Areas of application	Utilisations	Áreas de aplicación	Ambito di applicazione	Zakres zastosowania
Instandhaltung Landwirtschaft	Agricultural Transport Wheeled Bins	Manutention Agriculture	Mantenimiento Agricultura	Agricoltura Bidoni porta rifiuti	Wózki transportowe Taczki

Serie 26G
(PP/NEUMATIC)

260	85	75	20	100	26G260m20
260	85	75	25	100	26G260m25
260	85	75	20	100	26R260m20
260	85	75	25	100	26R260m25
400	85	75	20	200	26G400I20
400	85	75	25	200	26G400I25
400	85	75	20	200	26R400I20
400	85	75	25	200	26R400I25

Serie 28R
(PP/PU)

260	80	75	20	50	28G260m20
260	80	75	25	50	28G260m25
260	80	75	20	50	28R260m20
260	80	75	25	50	28R260m25
400	83	75	20	100	28G400I20
400	83	75	25	100	28G400I25
400	83	75	20	100	28R400I20
400	83	75	25	100	28R400I25

441a Lenkrolle / Swivel castor / Roulette pivotante
Rueda giratoria / Ruota piroettante / Rolka obrotowa

441h Lenkrolle mit Totalfeststeller nachlaufend / Swivel castor with total brake mounted behind
Roulette pivotanteavec frein devant / Rueda giratoria con freno total trasero
Ruota piroettante con bloccaggio totale posteriore / Rolka obrotowa z blokadą całkowitą umieszczoną za kółkiem

441i Lenkrolle mit Totalfeststeller vorlaufend / Swivel castor with total brake mounted in front
Roulette pivotante avec frein total arriére / Rueda giratoria con freno total delantero
Ruota piroettante con bloccaggio totale anteriore
Rolka obrotowa z całkowita blokadą,umieszczoną przed kółkiem

439a Bockrolle / Fixed castor / Roulette fixe
Rueda fija / Ruota fissa / Rolka stała

Technische Beschreibung

stabile Stahlblechkonstruktion und bewährte Technik,
leichtgängiger, zweireihiger Kugelkranz für gute Manövrierbarkeit,
mit verschiedenen Totalfeststellern ausrüstbar,
Rad 08R - Vollgummireifen schwarz (Shore A 80) auf Stahlblechfelge,
Rollenlager.

Technical description

Stable sheet steel design and proven technology
Easy running double ball bearing for good manoeuvrability,
Wheel 08 R - solid rubber tyre black (Shore A 80,
sheet steel metal rim zinc passivated,
roller bearing

Description technique

Une construction robuste et reconnue en tôle d'acier
Deux chemins de billes pour une bonne manoeuvrablité
Avec différents freins doubles livrables

Descripción técnica

Construcción en chapa de acero resistente y técnica acreditada,
Rodamiento de bolas de dos hileras de marcha suave para una buena maniobrabilidad,
Equipable con diversos bloqueadores totales
Aro 08R - Goma negra (Shore A80) sobre nucleo de acero zincado pasivado,
Cojinete de rodillos.

Descrizione tecnica

Forcelle stabili in lamiera d'acciaio con tecnica brevettata
Movimento facile e doppio giro di sfere per una ottima manovrabilità
Equipaggiabile con diversi tipi di freno totale

Opis techniczny

Stabilna konstrukcja z blachy stalowej i wypróbowana technika
łatwo działający dwurzędowy bieg kulek zapewniający dobra manewrowośæ
Moźliwośæ wyposaźenia w rózne hamulce całkowite

Einsatzbereiche

Kastenwagen
Kommissionier-wagen
Magazinwagen
Montagewagen
Möbelroller
Transportwagen
Werkzeugwagen

Areas of application

Magazine carts
Tool trolleys
Transport containers
Waste containers

Utilisations

Chariots de magasin
Chariots de montage
Chariots d'outillage
Chariots transporteurs
Fourgons
Préparateurs de com-mandes
Roulettes pour meubles

Áreas de aplicación

Carros de almacén
Carros móviles
Carros para herramien-tas
Carros para la preparación de pedidos
Carros para montaje
Contenedores.

Ambito di applicazione

Carrelli portariviste
Carrelli per montaggio
Carrelli per trasporto
Carrelli porta attrezzi
Cassonetti rifiuti

Zakres zastosowania

Wózki dostawcze
Wózki do transportu mebli
Wózki magazynowe
Wózki montażowe
Wózki skrzyniowe
Wózki transportowe
Wózki na narzędzia

Serie 08R
(STEEL/RUBBER)

80	20	105,5	107,0	34,0	50	441a 08R080c ZPH*	441h 08R080c ZPH*		439a 08R080c ZPG
100	22	128,0	128,0	34,0	70	441a 08R100c ZPH*	441h 08R100c ZPH*		439a 08R100c ZPG
125	22	151,0	152,0	32,0	100	441a 08R125c ZPH*	441h 08R125c ZPH*		439a 08R125c ZPG
125	25		156,0	37,0	100	441a 08R125c ZPI	441h 08R125c ZPI		439a 08R125c ZPI
160	28		197,0	48,0	135	441a 08R160c ZPK	441h 08R160c ZPK	441i 08R160c ZPK	439a 08R160c ZPK
180	28		218,0	48,0	170	441a 08R180c ZPK	441h 08R180c ZPK	441i 08R180c ZPK	439a 08R180c ZPK
200	31		237,0	58,0	205	441a 08R200c ZPK	441h 08R200c ZPK	441i 08R200c ZPK	439a 08R200c ZPK

Serie 07R
(PA/RUBBER)

80	20	105,5	107,0	34,0	50	441a 07R080c ZPH*	441h 07R080c ZPH*		439a 07R080c ZPG*
100	22	128,0	128,0	34,0	70	441a 07R100c ZPH*	441h 07R100c ZPH*		439a 07R100c ZPG*
125	22	151,0	152,0	32,0	100	441a 07R125c ZPH*	441h 07R125c ZPH*		439a 07R125c ZPG*
125	25		156,0	37,0	100	441a 07R125c ZPI	441h 07R125c ZPI		439a 07R125c ZPI
160	28		197,0	48,0	135	441a 07R160c ZPK	441h 07R160c ZPK	441i 07R160c ZPK	439a 07R160c ZPK
200	31		237,0	58,0	205	441a 07R200c ZPK	441h 07R200c ZPK	441i 07R200c ZPK	439a 07R200c ZPK

Weitere Befestigungen / Fitting Options / Options de fixations / Fijaciones Opcionales / Fissaggi alternativi / Typy mocowań

ZPG	104x84 75x52/80x60/9	ZPI	115x85 80x55-60/9
ZPH	104x80 72x52/80x60/9	ZPK	138x109 105x75-80/11

ZLD 12,2 mm
ZLC 10,2 mm

ab Raddurchmesser 160 mm ist auch eine anschraubbare Lenksperre <<ASLaZ>> lieferbar
A srew-on directional lock is available starting from wheel diameter 160 mm
Pour les diamètres 160 mm le frein directionnel <<ASLaZ>> est aussi disponible
Para diámetros 160 mm está disponible <<ASLaZ>> = mecanismo direccional atornillable
Per ruote diametro 160 mm è anche disponibile un blocco direzionale avvitabile <<ASLaZ>>
do kół o średnicy 160 mm dostępna również przykręcana blokada kierowania <<ASLaZ>>

441a Lenkrolle / Swivel castor / Roulette pivotante
Rueda giratoria / Ruota piroettante / Rolka obrotowa

441h Lenkrolle mit Totalfeststeller nachlaufend / Swivel castor with total brake mounted behind
Roulette pivotanteavec frein devant / Rueda giratoria con freno total trasero
Ruota piroettante con bloccaggio totale posteriore / Rolka obrotowa z blokadą całkowitą umieszczoną za kółkiem

441i Lenkrolle mit Totalfeststeller vorlaufend / Swivel castor with total brake mounted in front
Roulette pivotante avec frein total arriére / Rueda giratoria con freno total delantero
Ruota piroettante con bloccaggio totale anteriore
Rolka obrotowa z całkowita blokadą,umieszczoną przed kółkiem

439a Bockrolle / Fixed castor / Roulette fixe
Rueda fija / Ruota fissa / Rolka stała

Technische Beschreibung

stabile Stahlblechkonstruktion und bewährte Technik,
leichtgängiger, zweireihiger Kugelkranz für gute Manövrierbarkeit,
00R - Rad Polyamid weiß,
14R - Elastik-Vollgummireifen aufvulkanisiert schwarz (e)/ blau (d), Kunststoff-Radkörper schwarz, Rollenlager

Technical description

Stable sheet steel design and proven technology
Easy running double ball bearing for good manoeuvrability
00R - wheel polyamide white,
14R - elastic solid rubber, vulcanised black (e)/ blue (d), plastic wheel body,
roller bearing

Description technique

Une construction robuste et reconnue en tôle d'acier
Deux chemins de billes pour une bonne manoeuvrablité

Descripción técnica

Construcción en chapa de acero resistente y técnica acreditada
Rodamiento de bolas de dos hileras de marcha suave para una buena maniobrabilidad
00R - Aro de poliamida blanca,
14R - Goma elástica sólida, vulcanizada negra (e)/ azul (d), centro de plástico,
cojinete de rodillos.

Descrizione tecnica

Forcelle stabili in lamiera d'acciaio con tecnica brevettata
Movimento facile e doppio giro di sfere per una ottima manovrabilità

Opis techniczny

Stabilna konstrukcja z blachy stalowej i wypróbowana technika
łatwo działający dwurzędowy bieg kulek zapewniający dobra manewrowośæ

Einsatzbereiche

Kastenwagen
Kommissionierwagen
Magazinwagen
Montagewagen
Möbelroller
Transportwagen
Werkzeugwagen

Areas of application

Magazine carts
Tool trolleys
Transport containers
Waste containers

Utilisations

Chariots de magasin
Chariots de montage
Chariots d'outillage
Chariots transporteurs
Fourgons
Préparateurs de commandes
Roulettes pour meubles

Áreas de aplicación

Carros de almacén
Carros móviles
Carros para herramientas
Carros para la preparación de pedidos
Carros para montaje
Contenedores.

Ambito di applicazione

Carrelli portariviste
Carrelli per montaggio
Carrelli per trasporto
Carrelli porta attrezzi
Cassonetti rifiuti

Zakres zastosowania

Wózki dostawcze
Wózki do transportu mebli
Wózki magazynowe
Wózki montażowe
Wózki skrzyniowe
Wózki transportowe
Wózki na narzędzia

Serie 00R
(PA)

⌀										
65		33	90,5	92,0	37,5	100	441a 00R065p ZPH*	441h 00R065p ZPH*		439a 00R065p ZPH
80		33	105,5	107,0	34,0	100	441a 00R080p ZPH*	441h 00R080p ZPH*		439a 00R080p ZPH
100		35	128,0	128,0	34,0	125	441a 00R100p ZPH*	441h 00R100p ZPH*		439a 00R100p ZPH
100		40		132,0	38,0	150	441a 00R100p ZPI	441h 00R100p ZPI		439a 00R100p ZPI
125		32	151,0	152,0	32,0	125	441a 00R125p ZPH*	441h 00R125p ZPH*		439a 00R125p ZPH
125		40		156,0	37,0	150	441a 00R125p ZPI	441h 00R125p ZPI		439a 00R125p ZPI
150		45		190,0	48,0	225	441a 00R150p ZPK		441i 00R150p ZPK	439a 00R150p ZPK
160		42		197,0	48,0	225	441a 00R160p ZPK			439a 00R160p ZPK
200		50		237,0	58,0	300	441a 00R200p ZPK		441i 00R200p ZPK	439a 00R200p ZPK

Serie 14Re
(PA/RUBBER)

⌀										
125		40		161,0	48,0	160	441a 14R125e ZPK		441i 14R125e ZPK	439a 14R125e ZPK
160		40		197,0	48,0	250	441a 14R160e ZPK	441h 14R160e ZPK	441i 14R160e ZPK	439a 14R160e ZPK
200		40		237,0	58,0	350	441a 14R200e ZPK	441h 14R200e ZPK	441i 14R200e ZPK	439a 14R200e ZPK

Serie 14Rd
(PA/RUBBER)

⌀										
100		26	128,0	128,0	34,0	140	441a 14R100d ZPH*	441h 14R100d ZPH*		441a 14R100d ZPG
125		27	151,0	152,0	32,0	140	441a 14R125d ZPH*	441h 14R125d ZPH*		441a 14R125d ZPG

Weitere Befestigungen / Fitting Options / Options de fixations / Fijaciones Opcionales / Fissaggi alternativi / Typy mocowań

ZPG	104x84 75x52/80x60/9	ZPI	115x85 80x55-60/9
ZPH	104x80 72x52/80x60/9	ZPK	138x109 105x75-80/11

ZLD 12,2 mm
ZLC 10,2 mm

ab Raddurchmesser 160 mm ist auch eine anschraubbare Lenksperre <<ASLaZ>> lieferbar
A srew-on directional lock is available starting from wheel diameter 160 mm
Pour les diamètres 160 mm le frein directionnel <<ASLaZ>> est aussi disponible
Para diámetros 160 mm está disponible <<ASLaZ>> = mecanismo direccional atornillable
Per ruote diametro 160 mm è anche disponibile un blocco direzionale avvitabile <<ASLaZ>>
do kół o średnicy 160 mm dostępna również przykręcana blokada kierowania <<ASLaZ>>

441a Lenkrolle / Swivel castor / Roulette pivotante
Rueda giratoria / Ruota piroettante / Rolka obrotowa

441h Lenkrolle mit Totalfeststeller nachlaufend / Swivel castor with total brake mounted behind
Roulette pivotanteavec frein devant / Rueda giratoria con freno total trasero
Ruota piroettante con bloccaggio totale posteriore / Rolka obrotowa z blokadą całkowitą umieszczoną za kółkiem

439a Bockrolle / Fixed castor / Roulette fixe
Rueda fija / Ruota fissa / Rolka stała

Technische Beschreibung

stabile Stahlblechkonstruktion und bewährte Technik
leichtgängiger, zweireihiger Kugelkranz für gute Manövrierbarkeit
Dichtring im Gabelkopf

Technical description

Stable sheet steel design and proven technology
Easy running double ball bearing for good manoeuvrability
Sealing ring in swivel head

Description technique

Une construction robuste et reconnue en tôle d'acier
Deux chemins de billes pour une bonne manoeuvrablité
Bague d'étanchéité au pivot

Descripción técnica

Construcción en chapa de acero resistente y técnica acreditada
Rodamiento de bolas de dos hileras de marcha suave para una buena maniobrabilidad
Anillo de sellado en la cabeza giratoria

Descrizione tecnica

Forcelle stabili in lamiera d'acciaio con tecnica brevettata
Movimento facile e doppio giro di sfere per una ottima manovrabilità
Guarnizione sul piroettamento

Opis techniczny

Stabilna konstrukcja z blachy stalowej i wypróbowana technika
łatwo działający dwurzędowy bieg kulek zapewniający dobrą manewrowośæ
Zakres udźwigu 70 - 230 kg/rolkę

Einsatzbereiche

Kastenwagen
Kommissionierwagen
Magazinwagen
Montagewagen
Möbelroller
Transportwagen
Werkzeugwagen

Areas of application

Magazine carts
Tool trolleys
Transport containers
Waste containers

Utilisations

Chariots de magasin
Chariots de montage
Chariots d'outillage
Chariots transporteurs
Fourgons
Préparateurs de commandes
Roulettes pour meubles

Áreas de aplicación

Carros de almacén
Carros móviles
Carros para herramientas
Carros para la preparación de pedidos
Carros para montaje
Contenedores.

Ambito di applicazione

Carrelli portariviste
Carrelli per montaggio
Carrelli per trasporto
Carrelli porta attrezzi
Cassonetti rifiuti

Zakres zastosowania

Wózki dostawcze
Wózki do transportu mebli
Wózki magazynowe
Wózki montażowe
Wózki skrzyniowe
Wózki transportowe
Wózki na narzędzia

Serie 08R
(STEEL/RUBBER)

80		22	110,0	112,0	35,0	70	441a 08R080c ZPH-5 *	441h 08R080c ZPH-5 *	439a 08R080c ZPG-5
100		22	127,0	128,0	39,0	90	441a 08R100c ZPH-5 *	441h 08R100c ZPH-5 *	439a 08R100c ZPG-5
125		28	149,0	152,0	35,0	120	441a 08R125c ZPH-5 *	441h 08R125c ZPH-5 *	439a 08R125c ZPG-5
160		30	189,0	193,0	57,0	200	441a 08R160c ZPK-5 *	441h 08R160c ZPK-5 *	439a 08R160c ZPK-5
200		30	227,0	232,0	62,0	230	441a 08R200c ZPK-5 *	441h 08R200c ZPK-5 *	439a 08R200c ZPK-5

Serie 07R
(PA/RUBBER)

50		22		58,0	13,0	30	340a 07G050n ZPS21 *		345a 07G050n ZPS21 *
65		27		85,0	20,0	40	340a 07G065n ZPS22 *		345a 07G065n ZPS22 *
80		22	110,0	112,0	35,0	60	441a 07R080c ZPH-5 *	441h 07R080c ZPH-5 *	439a 07R080c ZPG-5
100		22	127,0	128,0	39,0	75	441a 07R100c ZPH-5 *	441h 07R100c ZPH-5 *	439a 07R100c ZPG-5
125		28	149,0	152,0	35,0	120	441a 07R125c ZPH-5 *	441h 07R125c ZPH-5 *	439a 07R125c ZPG-5
160		30	189,0	193,0	57,0	140	441a 07R160c ZPK-5 *	441h 07R160c ZPK-5 *	439a 07R160c ZPK-5
200		30	227,0	232,0	62,0	200	441a 07R200c ZPK-5 *	441h 07R200c ZPK-5 *	439a 07R200c ZPK-5

Weitere Befestigungen / Fitting Options / Options de fixations / Fijaciones Opcionales / Fissaggi alternativi / Typy mocowań

ZPG-5 100x84
80x60/9
ZPK-5 146x107
105x80/11
ZPS22 75x60/60x40
ZPH-5 100x80
80x60/9
ZPS21 68x50
55x32

ZLD-5 12,5 mm
16,5 mm (160 & 200 mm)
ZLC-5 10,2 mm

Optional / Optionally / Optionally / Optionalmente / Optionally / Optionally

mit Metall-Fadenschutz
Metal Threadguards
Pare-fils métalliques
Pletina anti-hilos
Parafilo in metallo
Metal Threadguards

441a Lenkrolle / Swivel castor / Roulette pivotante
Rueda giratoria / Ruota piroettante / Rolka obrotowa

441h Lenkrolle mit Totalfeststeller nachlaufend / Swivel castor with total brake mounted behind
Roulette pivotanteavec frein devant / Rueda giratoria con freno total trasero
Ruota piroettante con bloccaggio totale posteriore / Rolka obrotowa z blokadą całkowitą umieszczoną za kółkiem

439a Bockrolle / Fixed castor / Roulette fixe
Rueda fija / Ruota fissa / Rolka stała

Technische Beschreibung

stabile Stahlblechkonstruktion und bewährte Technik
leichtgängiger, zweireihiger Kugelkranz für gute Manövrierbarkeit
Dichtring im Gabelkopf

Technical description

Stable sheet steel design and proven technology
Easy running double ball bearing for good manoeuvrability
Sealing ring in swivel head

Description technique

Une construction robuste et reconnue en tôle d'acier
Deux chemins de billes pour une bonne manoeuvrablité
Bague d'étanchéité au pivot

Descripción técnica

Construcción en chapa de acero resistente y técnica acreditada
Rodamiento de bolas de dos hileras de marcha suave para una buena maniobrabilidad
Anillo de sellado en la cabeza giratoria

Descrizione tecnica

Forcelle stabili in lamiera d'acciaio con tecnica brevettata
Movimento facile e doppio giro di sfere per una ottima manovrabilità
Guarnizione sul piroettamento

Opis techniczny

Stabilna konstrukcja z blachy stalowej i wypróbowana technika
łatwo działający dwurzędowy bieg kulek zapewniający dobrą manewrowośæ
Zakres udźwigu 70 - 230 kg/rolkę

Einsatzbereiche

Kastenwagen
Kommissionierwagen
Magazinwagen
Montagewagen
Möbelroller
Transportwagen
Werkzeugwagen

Areas of application

Magazine carts
Tool trolleys
Transport containers
Waste containers

Utilisations

Chariots de magasin
Chariots de montage
Chariots d'outillage
Chariots transporteurs
Fourgons
Préparateurs de commandes
Roulettes pour meubles

Áreas de aplicación

Carros de almacén
Carros móviles
Carros para herramientas
Carros para la preparación de pedidos
Carros para montaje
Contenedores.

Ambito di applicazione

Carrelli portariviste
Carrelli per montaggio
Carrelli per trasporto
Carrelli porta attrezzi
Cassonetti rifiuti

Zakres zastosowania

Wózki dostawcze
Wózki do transportu mebli
Wózki magazynowe
Wózki montażowe
Wózki skrzyniowe
Wózki transportowe
Wózki na narzędzia

Serie 14R .. d
(PA/RUBBER)

80		22	110,0	112,0	35,0	70	441a 14R080d ZPH-5 *	441h 14R080d ZPH-5 *	439a 14R080d ZPG-5
100		22	127,0	128,0	39,0	90	441a 14R100d ZPH-5 *	441h 14R100d ZPH-5 *	439a 14R100d ZPG-5
125		28	149,0	152,0	35,0	120	441a 14R125d ZPH-5 *	441h 14R125d ZPH-5 *	439a 14R125d ZPG-5
160		30	189,0	193,0	57,0	200	441a 14R160d ZPK-5 *	441h 14R160d ZPK-5 *	439a 14R160d ZPK-5
200		30	227,0	232,0	62,0	230	441a 14R200d ZPK-5 *	441h 14R200d ZPK-5 *	439a 14R200d ZPK-5
250		30	?	?	?	?	441a 14R250d ZPK-5 *	441h 14R250d ZPK-5 *	439a 14R250d ZPK-5

Serie 14R ...u
(PA/RUBBER)

80		22	110,0	112,0	35,0	70	441a 14R080u ZPH-5 *	441h 14R080u ZPH-5 *	439a 14R080u ZPG-5
100		22	127,0	128,0	39,0	90	441a 14R100u ZPH-5 *	441h 14R100u ZPH-5 *	439a 14R100u ZPG-5
125		28	149,0	152,0	35,0	120	441a 14R125u ZPH-5 *	441h 14R125u ZPH-5 *	439a 14R125u ZPG-5
160		30	189,0	193,0	57,0	200	441a 14R160u ZPK-5 *	441h 14R160u ZPK-5 *	439a 14R160u ZPK-5
200		30	227,0	232,0	62,0	230	441a 14R200u ZPK-5 *	441h 14R200u ZPK-5 *	439a 14R200u ZPK-5
250		30	?	?	?	?	441a 14R250u ZPK-5 *	441h 14R250u ZPK-5 *	439a 14R250u ZPK-5

Weitere Befestigungen / Fitting Options / Options de fixations / Fijaciones Opcionales / Fissaggi alternativi / Typy mocowań

ZPG-5 100x84
80x60/9
ZPK-5 146x107
105x80/11
ZPH-5 100x80
80x60/9

ZLD-5 12,5 mm
16,5 mm (160 & 200 mm)
ZLC-5 10,2 mm

441a Lenkrolle / Swivel castor / Roulette pivotante
Rueda giratoria / Ruota piroettante / Rolka obrotowa

441h Lenkrolle mit Totalfeststeller nachlaufend / Swivel castor with total brake mounted behind
Roulette pivotanteavec frein devant / Rueda giratoria con freno total trasero
Ruota piroettante con bloccaggio totale posteriore / Rolka obrotowa z blokadą całkowitą umieszczoną za kółkiem

439a Bockrolle / Fixed castor / Roulette fixe
Rueda fija / Ruota fissa / Rolka stała

Technische Beschreibung

stabile Stahlblechkonstruktion und bewährte Technik
leichtgängiger, zweireihiger Kugelkranz für gute Manövrierbarkeit
Dichtring im Gabelkopf

Technical description

Stable sheet steel design and proven technology
Easy running double ball bearing for good manoeuvrability
Sealing ring in swivel head

Description technique

Une construction robuste et reconnue en tôle d'acier
Deux chemins de billes pour une bonne manoeuvrablité
Bague d'étanchéité au pivot

Descripción técnica

Construcción en chapa de acero resistente y técnica acreditada
Rodamiento de bolas de dos hileras de marcha suave para una buena maniobrabilidad
Anillo de sellado en la cabeza giratoria

Descrizione tecnica

Forcelle stabili in lamiera d'acciaio con tecnica brevettata
Movimento facile e doppio giro di sfere per una ottima manovrabilità
Guarnizione sul piroettamento

Opis techniczny

Stabilna konstrukcja z blachy stalowej i wypróbowana technika
łatwo działający dwurzędowy bieg kulek zapewniający dobrą manewrowośæ
Zakres udźwigu 70 - 230 kg/rolkę

Einsatzbereiche

Kastenwagen
Kommissionierwagen
Magazinwagen
Montagewagen
Möbelroller
Transportwagen
Werkzeugwagen

Areas of application

Magazine carts
Tool trolleys
Transport containers
Waste containers

Utilisations

Chariots de magasin
Chariots de montage
Chariots d'outillage
Chariots transporteurs
Fourgons
Préparateurs de commandes
Roulettes pour meubles

Áreas de aplicación

Carros de almacén
Carros móviles
Carros para herramientas
Carros para la preparación de pedidos
Carros para montaje
Contenedores.

Ambito di applicazione

Carrelli portariviste
Carrelli per montaggio
Carrelli per trasporto
Carrelli porta attrezzi
Cassonetti rifiuti

Zakres zastosowania

Wózki dostawcze
Wózki do transportu mebli
Wózki magazynowe
Wózki montażowe
Wózki skrzyniowe
Wózki transportowe
Wózki na narzędzia

Serie 12K...v
(ALU/PU)

125		28	149,0	152,0	35,0	200	441a 12K125v ZPH-5 *	441h 12K125v ZPH-5 *	439a 12K125v ZPG-5
160		30	189,0	193,0	57,0	250	441a 12K160v ZPK-5 *	441h 12K160v ZPK-5 *	439a 12K160v ZPK-5
200		30	227,0	232,0	62,0	300	441a 12K200v ZPK-5 *	441h 12K200v ZPK-5 *	439a 12K200v ZPK-5

Serie 13K...b
(ALU/RUBBER)

125		28	149,0	152,0	35,0	200	441a 13K125e ZPH-5 *	441h 13K125e ZPH-5 *	439a 13K125e ZPG-5
160		30	189,0	193,0	57,0	250	441a 13K160e ZPK-5 *	441h 13K160e ZPK-5 *	439a 13K160e ZPK-5
200		30	227,0	232,0	62,0	300	441a 13K200e ZPK-5 *	441h 13K200e ZPK-5 *	439a 13K200e ZPK-5

Weitere Befestigungen / Fitting Options / Options de fixations / Fijaciones Opcionales / Fissaggi alternativi / Typy mocowań

ZPG-5 100x84
80x60/9
ZPK-5 146x107
105x80/11

ZPH-5 100x80
80x60/9

ZLD-5 12,5 mm
16,5 mm (160 & 200 mm)

ZLC-5 10,2 mm

JPPF Lenkrolle / Swivel castor / Roulette pivotante
Rueda giratoria / Ruota piroettante / Rolka obrotowa

BPPF Lenkrolle mit Totalfeststeller nachlaufend / Swivel castor with total brake mounted behind
Roulette pivotanteavec frein devant / Rueda giratoria con freno total trasero
Ruota piroettante con bloccaggio totale posteriore / Rolka obrotowa z blokadą całkowitą umieszczoną za kółkiem

FPPF Bockrolle / Fixed castor / Roulette fixe
Rueda fija / Ruota fissa / Rolka stała

Technische Beschreibung

Tragfähigkeitsbereich von 120 - 225 kg/Rolle,
Leichtgängiger,
zweireihiger Kugelkranz für gute Manövrierbarkeit,
Stabile Stahlblechkonstruktion und bewährte Technik

Technical description

Easy running double ball bearing for good manoeuvrability
Load capacity range from 120 - 225 kg
Stable sheet steel design and proven technology

Description technique

Une construction robuste et reconnue en tôle d'acier
Deux chemins de billes pour une bonne manoeuvrablité
Charge entre 120 - 225 kg par roue

Descripción técnica

Construcción en chapa de acero resistente y técnica acreditada
Rodamiento de bolas de dos hileras de marcha suave para una buena maniobrabilidad
Gama de carga de 120 a 225 kg/rueda

Descrizione tecnica

Capacitá di carico da 120 a 225 kg
Movimento facile e doppio giro di sfere per una ottima manovrabilità
Forcelle stabili in lamiera d'acciaio con tecnica brevettata

Opis techniczny

łatwo działający dwurzędowy bieg kulek zapewniający dobrą manewrowośæ
Zakres udźwigu 120 - 225 kg/rolkę
Stabilna konstrukcja z blachy stalowej i wypróbowana technika

Einsatzbereiche

Transportwagen
Montagewagen
Magazinwagen
Möbelroller
Kommissionierwagen
Werkzeugwagen

Areas of application

Magazine carts
Tool trolleys
Transport containers
Waste containers

Utilisations

Chariots de magasin
Chariots de montage
Chariots d'outillage
Chariots transporteurs
Fourgons
Préparateurs de commandes

Áreas de aplicación

Contenedores
Carros para montaje
Carros para la preparación de pedidos
Carros de almacén
Carros móviles
Carros para herramientas

Ambito di applicazione

Carrelli porta attrezzi
Carrelli portariviste
Carrelli per trasporto
Cassonetti rifiuti
Carrelli per montaggio

Zakres zastosowania

Wózki dostawcze
Wózki do transportu mebli
Wózki magazynowe
Wózki montażowe
Wózki skrzyniowe
Wózki transportowe
Wózki na narzędzia

Serie WP
(PP/TPR)

80		32	105,0	105,0	38,0	120	JPPF 0801 5100 *	BPPF 0801 5100 *	FPPF 0801 5000
100		32	128,0	128,0	38,0	150	JPPF 1001 5100 *	BPPF 1001 5100 *	FPPF 1001 5000
125		40	156,0	156,0	41,0	150	JPPF 1251 5100 *	BPPF 1251 5100 *	FPPF 1251 5000
160		40		195,0	60,0	200	JPPE 1603 5100 *	BPPE 1603 5100 *	FPPE 1603 5000
200		40		235,0	67,0	225	JPPE 2003 5100 *	BPPE 2003 5100 *	FPPE 2003 5000

Serie WP
(PP/TPR)

80		32	105,0	105,0	38,0	120	JPPF 0805 5000	BPPF 0805 5000	FPPF 0801 5100
100		32	128,0	128,0	38,0	150	JPPF 1005 5000	BPPF 1005 5000	FPPF 1001 5100
125		40	156,0	156,0	41,0	150	JPPF 1255 5000	BPPF 1255 5000	FPPF 1251 5100

Weitere Befestigungen / Fitting Options / Options de fixations / Fijaciones Opcionales / Fissaggi alternativi / Typy mocowań

1 105x85
80x60/9,6
3 140x110
105x75-80/11

5 12 mm

JTCO
Lenkrolle / Swivel castor / Roulette pivotante
Rueda giratoria / Ruota piroettante / Rolka obrotowa

BTCO
Lenkrolle mit Totalfeststeller nachlaufend / Swivel castor with total brake mounted behind
Roulette pivotanteavec frein devant / Rueda giratoria con freno total trasero
Ruota piroettante con bloccaggio totale posteriore / Rolka obrotowa z blokadą całkowitą umieszczoną za kółkiem

FTCO
Bockrolle / Fixed castor / Roulette fixe
Rueda fija / Ruota fissa / Rolka stała

Technische Beschreibung

Stabile Stahlblechkonstruktion und bewährte Technik
Leichtgängiger,
zweireihiger Kugelkranz für gute Manövrierbarkeit,
Tragfähigkeitsbereich von 200 - 250 kg/Rolle

Technical description

Stable sheet steel design and proven technology
Easy running double ball bearing for good manoeuvrability
Load capacity range from 200 - 250 kg

Description technique

Une construction robuste et reconnue en tôle d'acier
Deux chemins de billes pour une bonne manoeuvrablité
Charge entre 200 - 250 kg par roue

Descripción técnica

Construcción en chapa de acero resistente y técnica acreditada
Rodamiento de bolas de dos hileras de marcha suave para una buena maniobrabilidad
Gama de carga de 200 a 250 kg/rueda

Descrizione tecnica

Forcelle stabili in lamiera d'acciaio con tecnica brevettata
Movimento facile e doppio giro di sfere per una ottima manovrabilitá
Capacitá di carico da 200 a 250 kg

Opis techniczny

Stabilna konstrukcja z blachy stalowej i wypróbowana technika
łatwo działąjacy dwurzędowy bieg kulek zapewniający dobrą manewrowośæ
Zakres udźwigu 200 - 250 kg/rolkę

Einsatzbereiche

Werkzeugwagen
Transportwagen
Möbelroller
Montagewagen
Magazinwagen
Kommissionierwagen

Areas of application

Tool trolleys
Transport containers
Waste containers

Utilisations

Chariots transporteurs
Chariots de magasin
Chariots d'outillage
Fourgons
Préparateurs de commandes
Chariots de montage

Áreas de aplicación

Carros para montaje
Carros de almacén
Carros móviles
Carros para la preparación de pedidos
Contenedores
Carros para herramientas

Ambito di applicazione

Carrelli per trasporto
Carrelli portariviste
Carrelli per montaggio
Carrelli porta attrezzi

Zakres zastosowania

Wózki dostawcze
Wózki do transportu mebli
Wózki magazynowe
Wózki montażowe
Wózki skrzyniowe
Wózki na narzędzia

Serie CO
(PP/TPR/PP)

100		40,0		128,0	40,0	200	422NSBK647*	422NSBTSBK649*	429NSBK648*
125		42,5		152,0	42,5	250	522NSBK647	522NSBTSBK649*	529NSBK648

Serie CO
(PP/TPR/PP)

100		40,0	128,0		40,0	200	JTCO 1005 5000	BTCO 1005 5000	FTCO 1002 5000
125		42,5	155,0		42,5	250	JTCO 1255 5000	BTCO 1255 5000	FTCO 1252 5000

Weitere Befestigungen / Fitting Options / Options de fixations / Fijaciones Opcionales / Fissaggi alternativi / Typy mocowań

2 105x85
80x60/8,5
3 135x110
105x75-80/10,5

5000 12 mm

478a Lenkrolle / Swivel castor / Roulette pivotante
Rueda giratoria / Ruota piroettante / Rolka obrotowa

478i Lenkrolle mit Totalfeststeller vorlaufend / Swivel castor with total brake mounted in front / Roulette pivotanteavec frein devant / Rueda giratoria con freno total delantero
Ruota piroettante con bloccaggio totale anteriore / Rolka obrotowa z blokadą całkowitą umieszczoną przed kółkiem

477a Bockrolle / Fixed castor / Roulette fixe
Rueda fija / Ruota fissa / Rolka stała

Technische Beschreibung

schweres Stahlblechgehäuse
verzinkt-passiviert
spezieller Gabelkopf mit zweireihigem Kugellauf
dreifach mit der Gabel verschraubt
wartungsfrei durch Dauerfettfüllung im Gabelkopf
staub- und spritzwassergeschützt durch geschlossenen Gabelkopf

Technical description

Heavy sheet steel housing zinc passivated
Special swivel head with double ball race
Triple-bolted to fork head
Maintenance-free permanently grease filled in fork head, zinc passivated
Protected against dust and water by sealed swivel head

Description technique

Chape en tôle de forte épaisseur emboutie, zinguée
Chape spéciale avec roulement sur deux rangées de billes, Sans pivot central
Vissé en trois endroits sur la chape
Graissage a vie du pivot
Étanche a l'air et aux projections d'eau

Descripción técnica

Acero estampado robusto, cincado-pasivado
Giratorio con dos hileras de bolas
Triple atornillado de la horquilla
Con grasa permanente sin mantenimiento en la cabeza de horquilla
Cabeza giratoria hermética y estanca al polvo y a las salpicaduras de agua

Descrizione tecnica

Lamiera d'acciaio pesante passivizzata zincata
Testa della forcella speciale con corona a doppio
giro di sfere senza perno centrale
Avvitato alla forcella in 3 punti
Lubrificazione permanente nella corona
Protetta contro polvere e schizzi d'acqua

Opis techniczny

Cieźka obudowa z blachy stalowej pasywowana cynkowo
Specjalna głowica widełkowa z dwurzędowym biegiem kulek bez sworznia środkowego
Potrójne śrubowanie z widełkami
Długotrwałe wypełnienie smarem w głowicy widełkowej - nie wymaga konserwacji
Ochrona przed pyłem i wodą rozpryskową

Einsatzbereiche

Containerwagen
Entsorgungsbehälter
schwere Transportgeräte

Areas of application

Containers
Heavy transport equipment
Waste containers

Utilisations

Appareil de manutention forte charge
Containers à déchets
Poubelles

Áreas de aplicación

Carros de almacén de altas cargas
Contenedores
Contenedores de evacuación de residuos

Ambito di applicazione

Apparecchi da trasporto pesanti
Carrelli container
Contenitori per smaltimento rifiuti

Zakres zastosowania

Ciężki sprzęt transportowy
Pojemniki do utylizacji
Wózki kontenerowe

Serie 0SR (PA)

⌀								
100		45	148,0	48,0	500	478a 0SR100p ZPK		477a 0SR100p ZPK
125		45	178,0	48,0	600	478a 0SR125p ZPK	478i 0SR125p ZPK	477a 0SR125p ZPK
150		45	205,0	48,0	600	478a 0SR150p ZPK	478i 0SR150p ZPK	477a 0SR150p ZPK
200		50	248,0	58,0	600	478a 0SR200p ZPK	478i 0SR200p ZPK	477a 0SR200p ZPK

Serie 14R (PA/RUBBER)

⌀								
125		45	178,0	48,0	160	478a 14R125e ZPK	478i 14R125e ZPK	477a 14R125e ZPK
160		45	210,0	48,0	250	478a 14R150e ZPK	478i 14R150e ZPK	477a 14R150e ZPK
200		50	248,0	58,0	350	478a 14R200e ZPK	478i 14R200e ZPK	477a 14R200e ZPK

Serie 18K (IRON/PU)

⌀								
100		40	148,0	48,0	275	478a 18K100v ZPK		477a 18K100v ZPK
125		40	178,0	48,0	350	478a 18K125v ZPK	478i 18K125v ZPK	477a 18K125v ZPK
150		50	205,0	48,0	600	478a 18K150v ZPK	478i 18K150v ZPK	477a 18K150v ZPK
200		50	248,0	58,0	600	478a 18K200v ZPK	478i 18K200v ZPK	477a 18K200v ZPK

Weitere Befestigungen / Fitting Options / Options de fixations / Fijaciones Opcionales / Fissaggi alternativi / Typy mocowań

ZPK 138x109
105x75-80/11

Auch mit anschraubbarer Lenksperre <<ASL 478>> lieferbar
Screw-on directional lock <<ASL 478>>
Le frein directionnel <<ASL 478>> = est aussi disponible
También disponible con el mecanismo direccional atornillable << ASL 478>>
Disponibile anche con blocco direzionale avvitabile <<ASL 478>>
Dostepny równiez z przykrecana blokada kierowania <<ASL 478>>

394a Lenkrolle / Swivel castor / Roulette pivotante
Rueda giratoria / Ruota piroettante / Rolka obrotowa

394h Lenkrolle mit Totalfeststeller nachlaufend / Swivel castor with total brake mounted behind
Roulette pivotanteavec frein devant / Rueda giratoria con freno total trasero
Ruota piroettante con bloccaggio totale posteriore / Rolka obrotowa z blokadą całkowitą umieszczoną za kółkiem

393a Bockrolle / Fixed castor / Roulette fixe
Rueda fija / Ruota fissa / Rolka stała

Technische Beschreibung

Gehäuse aus Edelstahl
Schwenklager mit zweireihigem Kugellauf
Kugeln aus Edelstahl
Dichtring
auch mit Rückenloch LC (10,2 mm) lieferbar

Technical description

Stainless steel housing
Swivel bearing with double ball race
Ball bearings of stainless steel
Sealing ring
Also available with bolt hole LC (10,2 mm)

Description technique

Acier inoxydable
Pivot avec roulement à deux rangées de billes
Billes en acier inoxydable
Bague d'étanchéité
livrable également avec oeil LC (10,2 mm)

Descripción técnica

Acero inoxidable
Soporte giratorio con doble hilera de bolas
Bolas de acero inoxidable
Anillo de protección
También disponible con agujero pasador LC (10,2 mm)

Descrizione tecnica

Acciaio inox
Cuscinetto piroettante con corona a doppio giro di sfere
Sfere in acciaio inox
Guarnizione
fornibile anche con foro posteriore LC (10,2 mm)

Opis techniczny

Stal szlachetna
łozysko obrotowe z dwurzędową prowadnicą kulek
Pierścień uszczelniający
Kulki w łożysku ze stalki kwasoodpornej
Dostępny również z otworem pod śrubę LC (10,2 mm)

Einsatzbereiche

Entsorgungssysteme
Großkücheneinrich-tungen
Lebensmittelindustrie
Pharmazeutische Industrie
Plattformwagen

Areas of application

Bakery oven units
Catering equipment
Food processing industry
Food transport equipment
Laundry carts
Pharmaceutical industry
Serving trolleys

Utilisations

Chariots à plate-forme
Chariots de lingerie
Chariots pour le transport des aliments
Chariots roulants
Chariots de boulangerie
Collecteurs de linge

Áreas de aplicación

Carros de lavandería
Carros de servicio
Carros móviles
Carros para bandejas
Carros para el transporte de platos cocinados
Carros para la colada

Ambito di applicazione

Carrelli con piattaforma
Carrelli per servire
Carrelli per trasporto generi alimentari
Carrelli portabiancheria
Carrelli industria farmaceutica

Zakres zastosowania

Przemysł spozywczy
Przemysł farmaceutyczny
Systemy usuwania odpadów
Urządzenia wielkokuchenne
Wózki do przewozu posiłków

Serie 29G
(PP/TPR)

⌀	⊟	↕	↺	↻	↻	⬇	394a	394h	393a
100	=	30	131,5	138,0	42,0	100	394a 29G100r EPD	394h 29G100r EPD	393a 29G100r EPD
125	=	30	156,0	162,5	44,0	100	394a 29G125r EPD	394h 29G125r EPD	393a 29G125r EPD

Serie 00G
(PA)

⌀	⊟	↕	↺	↻	↻	⬇	394a	394h	393a
100	=	35	131,5	138,0	42,0	100	394a 00G100p EPD	394h 00G100p EPD	393a 00G100p EPD
125	=	35	156,0	162,5	44,0	100	394a 00G125p EPD	394h 00G125p EPD	393a 00G125p EPD

Weitere Befestigungen / Fitting Options / Options de fixations / Fijaciones Opcionales / Fissaggi alternativi / Typy mocowań

EPD 77x67
61x51/57x48
8,5

ELC 10,2 mm
ELD 12,2 mm

347a Lenkrolle / Swivel castor / Roulette pivotante
Rueda giratoria / Ruota piroettante / Rolka obrotowa

347h Lenkrolle mit Totalfeststeller nachlaufend / Swivel castor with total brake mounted behind
Roulette pivotanteavec frein devant / Rueda giratoria con freno total trasero
Ruota piroettante con bloccaggio totale posteriore / Rolka obrotowa z blokadą całkowitą umieszczoną za kółkiem

346a Bockrolle / Fixed castor / Roulette fixe
Rueda fija / Ruota fissa / Rolka stała

Technische Beschreibung

Gehäuse aus Edelstahl
Schwenklager mit zweireihigem Kugellauf
Kugeln aus Edelstahl

Technical description

Stainless steel housing
Swivel bearing with double ball race
Ball bearings of stainless steel

Description technique

Acier inoxydable
Pivot avec roulement à deux rangées de billes
Billes en acier inoxydable

Descripción técnica

Acero inoxidable
Soporte giratorio con doble hilera de bolas
Bolas de acero inoxidable

Descrizione tecnica

Acciaio inox
Cuscinetto piroettante con corona a doppio giro di sfere
Sfere in acciaio inox

Opis techniczny

Stal szlachetna
łozysko obrotowe z dwurzędową prowadnicą kulek
Pierścień uszczelniający

Einsatzbereiche

Entsorgungssysteme
Großkücheneinrich-tungen
Lebensmittelindustrie
Pharmazeutische Industrie
Plattformwagen

Areas of application

Bakery oven units
Catering equipment
Food processing industry
Food transport equipment
Laundry carts
Pharmaceutical industry

Utilisations

Chariots à plate-forme
Chariots de lingerie
Chariots pour le transport des aliments
Chariots roulants
Chariots de boulangerie
Collecteurs de linge

Áreas de aplicación

Carros de lavandería
Carros de servicio
Carros móviles
Carros para bandejas
Carros para el transporte de platos cocinados
Carros para la colada

Ambito di applicazione

Carrelli con piattaforma
Carrelli per servire
Carrelli per trasporto generi alimentari
Carrelli portabiancheria
Contenitori per biancheria

Zakres zastosowania

Przemysł spozywczy
Przemysł farmaceu-tyczny
Systemy usuwania odpadów
Urządzenia wielkokuchenne
Wózki do przewozu posiłków

Serie 29G
(PP/TPR)

50	=	18	70,0	70,0	26,0	40	347a 29G050r EPS1	347h 29G050r EPS1	346a 29G050r EPS1
63	=	22	90,0	90,0	26,0	60	347a 29G060r EPS1	347h 29G060r EPS1	346a 29G060r EPS1
80	=	24	109,0	109,0	25,0	50	347a 29G080r EPS1	347h 29G080r EPS1	346a 29G080r EPS1
100	=	27	134,0	134,0	36,0	60	347a 29G100r EPS2	347h 29G100r EPS2	346a 29G100r EPS2
125	=	27	159,0	159,0	35,0	70	347a 29G125r EPS2	347h 29G125r EPS2	346a 29G125r EPS2

Serie 00G
(PA)

50	=	18	70,0	70,0	26,0	55	347a 00G050p EPS1	347h 00G050p EPS1	346a 00G050p EPS1
60	=	22	90,0	90,0	26,0	60	347a 00G060p EPS1	347h 00G060p EPS1	346a 00G060p EPS1
80	=	22	109,0	109,0	25,0	60	347a 00G080p EPS1	347h 00G080p EPS1	346a 00G080p EPS1
100	=	27	134,0	134,0	36,0	60	347a 00G100p EPS2	347h 00G100p EPS2	346a 00G100p EPS2
125	=	27	159,0	159,0	34,0	70	347a 00G125p EPS2	347h 00G125p EPS2	346a 00G125p EPS2

Weitere Befestigungen / Fitting Options / Options de fixations / Fijaciones Opcionales / Fissaggi alternativi / Typy mocowań

EPS2 76x70/60X50

ELC 10,3 mm
ELD 12,2 mm

406a Lenkrolle / Swivel castor / Roulette pivotante
Rueda giratoria / Ruota piroettante / Rolka obrotowa

406h Lenkrolle mit Totalfeststeller nachlaufend / Swivel castor with total brake mounted behind
Roulette pivotanteavec frein devant / Rueda giratoria con freno total trasero
Ruota piroettante con bloccaggio totale posteriore / Rolka obrotowa z blokadą całkowitą umieszczoną za kółkiem

405a Bockrolle / Fixed castor / Roulette fixe
Rueda fija / Ruota fissa / Rolka stała

Technische Beschreibung

Gehäuse aus Edelstahl
Schwenklager mit zweireihigem Kugellauf
Kugeln aus Edelstahl

Technical description

Stainless steel housing
Swivel bearing with double ball race
Ball bearings of stainless steel

Description technique

Acier inoxydable
Pivot avec roulement à deux rangées de billes
Billes en acier inoxydable

Descripción técnica

Acero inoxidable
Soporte giratorio con doble hilera de bolas
Bolas de acero inoxidable

Descrizione tecnica

Acciaio inox
Cuscinetto piroettante con corona a doppio giro di sfere
Sfere in acciaio inox

Opis techniczny

Stal szlachetna
łozysko obrotowe z dwurzędową prowadnicą kulek
Pierścień uszczelniający

Einsatzbereiche

Entsorgungssysteme
Großkücheneinrichtungen
Lebensmittelindustrie
Pharmazeutische Industrie
Plattformwagen

Areas of application

Bakery oven units
Catering equipment
Food processing industry
Food transport equipment
Laundry carts
Pharmaceutical industry

Utilisations

Chariots à plate-forme
Chariots de lingerie
Chariots pour le transport des aliments
Chariots roulants
Chariots de boulangerie
Collecteurs de linge

Áreas de aplicación

Carros de lavandería
Carros de servicio
Carros móviles
Carros para bandejas
Carros para el transporte de platos cocinados
Carros para la colada

Ambito di applicazione

Carrelli con piattaforma
Carrelli per servire
Carrelli per trasporto generi alimentari
Carrelli portabiancheria
Contenitori per biancheria

Zakres zastosowania

Przemysł spozywczy
Przemysł farmaceutyczny
Systemy usuwania odpadów
Urządzenia wielkokuchenne
Wózki do przewozu

Serie 00G
(PA)

80	=	30	108,0	32,0	100	406a 00G080p EPS1	406h 00G080p EPS1	405a 00G080p EPS1
100	=	30	127,0	32,0	130	406a 00G100p EPS1	406h 00G100p EPS1	405a 00G100p EPS1
125	=	40	155,0	32,0	130	406a 00G125p EPS1	406h 00G125p EPS1	405a 00G125p EPS1
125	=	40	160,0	47,0	170	406a 00G125p EPS2	406h 00G125p EPS2	405a 00G125p EPS2
150	=	40	184,0	47,0	200	406a 00G150p EPS3	406h 00G150p EPS3	405a 00G150p EPS3
150	=	40	192,0	52,0	180	406a 00G150p EPS4	406h 00G150p EPS4	405a 00G150p EPS4
175	=	40	228,0	48,0	180	406a 00G175p EPS4	406h 00G175p EPS4	405a 00G175p EPS4
200	=	45	240,0	48,0	180	406a 00G200p EPS4	406h 00G200p EPS4	405a 00G200p EPS4

Serie 04G
(PA/PU)

80	=	30	108,0	32,0	100	406a 04R080p EPS1	406h 04R080p EPS1	405a 04R080p EPS1
100	=	30	127,0	32,0	130	406a 04R100p EPS1	406h 04R100p EPS1	405a 04R100p EPS1
125	=	40	155,0	32,0	130	406a 04R125p EPS1	406h 04R125p EPS1	405a 04R125p EPS1
125	=	40	160,0	47,0	170	406a 04R125p EPS2	406h 04R125p EPS2	405a 04R125p EPS2
150	=	40	184,0	47,0	200	406a 04R150p EPS3	406h 04R150p EPS3	405a 04R150p EPS3
150	=	40	192,0	52,0	180	406a 04R150p EPS4	406h 04R150p EPS4	405a 04R150p EPS4
175	=	40	228,0	48,0	180	406a 04R175p EPS4	406h 04R175p EPS4	405a 04R175p EPS4
200	=	45	240,0	48,0	180	406a 04R200p EPS4	406h 04R200p EPS4	405a 04R200p EPS4

Weitere Befestigungen / Fitting Options / Options de fixations / Fijaciones Opcionales / Fissaggi alternativi / Typy mocowań

EPS1 99x80/80x60/9
EPS2 117x85/80x60/9
EPS3 133x106/105x80/11
EPS4 129x106/105x80/11

ELC 10,3 mm
ELD 12,2 mm

TSH
Lenkrolle / Swivel castor / Roulette pivotante
Rueda giratoria / Ruota piroettante / Rolka obrotowa

TFH
Bockrolle / Fixed castor / Roulette fixe
Rueda fija / Ruota fissa / Rolka stała

Technische Beschreibung

Schwere stahlschweißkonstruktion
Fettfüllung und schmiernippel im gabelkopf
Lenkrolle mit spezial-drehkranz
Verzinkt-passiviert

Technical description

Heavy steel welded construction
Grease filling and grease nipple in fork head
Swivel castor with special turntable
Zinc passivated

Description technique

Lourde construction en acier soudé
Zinguée
Roulette pivotante avec couronne de billes spéciale
Graissage et graisseur sur la tęte de chape

Descripción técnica

Robusto diseño de acero soldado
Ruedas giratorias con corona giratoria especial
Rellenado de grasa en la cabeza giratoria asi como válvula de acceso
Cincado-pasivado

Descrizione tecnica

Costruzione robusta in acciaio saldato zincato
Ruota piroettante con corona speciale
Completamente lubrificata, rilubrificabile

Opis techniczny

Ciezka konstrukcja spawana ze stali
Pasywowana cynkowo
Rolka obrotowa ze specjalnym wiencem obrotowym
Wypełnienie smarem i gniazdo smarowe w głowicy widłowej

Einsatzbereiche

Hubtransporter
Maschinenbau
Hubtische
Hebebühnen
Palettenhubwagen

Areas of application

Fork lift trucks
Container
Containers
Machine constructions
Lift tables
Serving trolleys
Waste disposal systems

Utilisations

Releveurs
Tables élévatrices
Chariots élévateurs
Conteneurs
Plate-formes de levage
Construction mécanique

Áreas de aplicación

Carretillas elevadoras
Plataformas elevadoras
Contenedores
Mesas de elevación
Ingeniería mecánica

Ambito di applicazione

Sponde idrauliche
Pianali sollevabili
Muletti
Container
Costruzione macchine

Zakres zastosowania

Dzwigniki mechaniczne
Stoły podnoszone
Pojemniki
Budowa maszyn
Transportery podnoszone

Serie PT
(IRON/PU)

100		38	152,0	52,0	340	TSH 100 PT2H	TFH 100 PT2H	
125		38	177,0	55,5	425	TSH 125 PT2H	TFH 125 PT2H	TSH 125 PT2HF
150		38	202,0	59,0	730	TSH 150 PT2H	TFH 150 PT2H	TSH 150 PT2HF
200		45	252,0	66,0	1100	TSH 200 PT2H	TFH 200 PT2H	TSH 200 PT2HF
250		45	303,0	82,0	1200	TSH 250 PT2H	TFH 250 PT2H	TSH 250 PT2HF
300		45	353,0	95,0	1400	TSH 300 PT2H	TFH 300 PT2H	TSH 300 PT2HF

Serie NY
(PA)

100		40	152,0	52,0	400	TSH 100 NY2H	TFH 100 NY2H	
125		50	177,0	55,0	500	TSH 125 NY2H	TFH 125 NY2H	TSH 125 NY2HF
150		50	202,0	59,0	800	TSH 150 NY2H	TFH 150 NY2H	TSH 150 NY2HF
200		50	252,0	66,0	1500	TSH 200 NY2H	TFH 200 NY2H	TSH 200 NY2HF
250		60	303,0	82,0	1500	TSH 250 NY2H	TFH 250 NY2H	TSH 250 NY2HF

Weitere Befestigungen / Fitting Options / Options de fixations / Fijaciones Opcionales / Fissaggi alternativi / Typy mocowań

TSH
150x110
120/105x60/75
10/12

TFH
150x115
120/105x60/75
10/12

2SH Lenkrolle / Swivel castor / Roulette pivotante
Rueda giratoria / Ruota piroettante / Rolka obrotowa

2FH Bockrolle / Fixed castor / Roulette fixe
Rueda fija / Ruota fissa / Rolka stała

Technische Beschreibung

Schwere Stahlschweißkonstruktion,
verzinkt-passiviert,
Lenkrolle mit Spezial-Drehkranz,
Tragkraft mit Richtungsfeststeller (D)

Technical description

Heavy steel welded construction
Zinc passivated
Swivel castor with special turntable

Description technique

Zinguée
Lourde construction en acier soudé
Roulette pivotante avec couronne de billes spéciale

Descripción técnica

Ruedas giratorias con corona giratoria especial
Cincado-pasivado
Robusto diseño de acero soldado

Descrizione tecnica

Costruzione robusta in acciaio saldato zincato
Ruota piroettante con corona speciale

Opis techniczny

Pasywowana cynkowo
Rolka obrotowa ze specjalnym wiencem obrotowym
Ciezka konstrukcja spawana ze stali

Einsatzbereiche

Hubtransporter
Maschinenbau
Hubtische
Hebebühnen
Palettenhubwagen

Areas of application

Fork lift trucks
Container
Containers
Machine constructions
Lift tables
Serving trolleys
Waste disposal systems

Utilisations

Releveurs
Tables élévatrices
Chariots élévateurs
Conteneurs
Plate-formes de levage
Construction mécanique

Áreas de aplicación

Carretillas elevadoras
Plataformas elevadoras
Contenedores
Mesas de elevación
Ingeniería mecánica

Ambito di applicazione

Sponde idrauliche
Pianali sollevabili
Muletti
Container
Costruzione macchine

Zakres zastosowania

Dzwigniki mechaniczne
Stoły podnoszone
Pojemniki
Budowa maszyn
Transportery podnoszone

Serie PT
(IRON/PU)

125		38	177,0	62,5	720	2SH 125 PT2H	2FH 125 PT2H	2SH 125 PT2HW
150		38	202,0	65,0	1240	2SH 150 PT2H	2FH 150 PT2H	2SH 150 PT2HW
200		45	252,0	70,0	1500	2SH 200 PT2H	2FH 200 PT2H	2SH 200 PT2HW

Serie NY
(PA)

150		50	202,0	65,0	1360	2SH 150 NY2H	2FH 150 NY2H	2SH 150 NY2HW
200		50	252,0	70,0	1500	2SH 200 NY2H	2FH 200 NY2H	2SH 200 NY2HW

Weitere Befestigungen / Fitting Options / Options de fixations / Fijaciones Opcionales / Fissaggi alternativi / Typy mocowań

2SH
150x110
120/105x60/75
12/10

2FH
150x175
120/105x60/75
12/10

2SL

Lenkrolle / Swivel castor / Roulette pivotante
Rueda giratoria / Ruota piroettante / Rolka obrotowa

Technische Beschreibung

Schwerlast-Lenkrolle mit geringer Bauhöhe
Doppelrad aus Polyurethan (PT), Nylon (NY) oder Stahl (ST), Gleitlager

Technical description

High-load swivel castors with low total height

Description technique

Roulettes pivotantes fortes charges avec petite hauteur

Descripción técnica

Ruedas giratorias de altas cargas y de baja altura

Descrizione tecnica

Ruote per carichi pesanti con profilo basso

Opis techniczny

Zestawy kołowe o małej wysokości całkowitej do bardzo dużych udźwigów

Einsatzbereiche	Areas of application	Utilisations	Áreas de aplicación	Ambito di applicazione	Zakres zastosowania
Palettenhubwagen Hubtische Hubtransporter Container	Lift tables Fork lift trucks Fork lifts Containers	Construction mécanique Tables élévatrices Chariots élévateurs Plate-formes de levage	Plataformas elevadoras Ingeniería mecánica Contenedores Mesas de elevación	Pianali sollevabili Sponde idrauliche Costruzione macchine Muletti	Transportery podnoszone Budowa maszyn

Serie PT (IRON/PU)

Ø	Ø						
50	=	14	64	26,0	95	51x51	160

Serie NY (PP)

Ø	Ø						
50	=	14	64	26,0	95	51x51	160

Serie ST (STEEL)

Ø	Ø						
50	=	14	64	26,0	95	51x51	270

2SL 050 PT0L

2SL 050 NY0L

2SL 050 ST0L

XSH

Lenkrolle / Swivel castor / Roulette pivotante
Rueda giratoria / Ruota piroettante / Rolka obrotowa

XFH

Bockrolle / Fixed castor / Roulette fixe
Rueda fija / Ruota fissa / Rolka stała

Technische Beschreibung

Schwere Stahlschweißkonstruktion
Verzinkt-passiviert
Lenkrolle mit Spezial-Drehkranz

Technical description

Heavy steel welded construction
Zinc passivated
Swivel castor with special turntable

Description technique

Roulette pivotante avec couronne de billes spéciale
Zinguée
Lourde construction en acier soudé

Descripción técnica

Ruedas giratorias con corona giratoria especial
Cincado-pasivado
Robusto diseño de acero soldado

Descrizione tecnica

Costruzione robusta in acciaio saldato zincato
Ruota piroettante con corona speciale

Opis techniczny

Rolka obrotowa ze specjalnym wiencem obrotowym
Pasywowana cynkowo
Ciezka konstrukcja spawana ze stali

Einsatzbereiche	Areas of application	Utilisations	Áreas de aplicación	Ambito di applicazione	Zakres zastosowania
Hebebühnen Hubtische Hubtransporter Maschinenbau	Fork lifts Machine constructions Lift tables	Tables élévatrices Chariots élévateurs Conteneurs Releveurs	Carretillas elevadoras Contenedores Ingeniería mecánica Mesas de elevación	Sponde idrauliche Muletti Costruzione macchine Container	Stoły podnoszone Pojemniki Budowa maszyn Transportery podnoszone

Serie PT (STEEL/PU)

Ø	Ø				
85	=	75	144,0	57,5	600

XSH 085 PT2MZ

XSH 085 PT2MZ

Serie NY (STEEL/PP)

Ø	Ø				
85	=	75	144,0	57,5	410

XSH 085 NY2MZ

XSH 085 NY2M

Weitere Befestigungen / Fitting Options / Options de fixations / Fijaciones Opcionales / Fissaggi alternativi / Typy mocowań

XSH
150x110
120/105x60/75
10/12

XFH
150x115
120/105x60/75
10/12

Floor Locks

Bockrolle / Fixed castor / Roulette fixe
Rueda fija / Ruota fissa / Rolka stała

Business

Lenkrolle / Swivel castor / Roulette pivotante
Rueda giratoria / Ruota piroettante / Rolka obrotowa

Technische Beschreibung

Feststellfuß in verzinktem Stahlblech oder aus Grauguss

Technical description

Floor lock made of robust steel

Description technique

Patin d'immobilisation
Contruction solid en acier.

Technische Beschreibung

Schmiedestahl-Gehäuse,
Schwarzoxidiert,
zweireihiger Kugellauf im Gabelkopf,
Kugellager,
glasfaserverstärktes Nylon-Rad

Technical description

Mild steel fork, black oxide plated
Twin ball race with ball bearing
Glass reinforced Nylon wheel

Description technique

Chape acier renforcé à deux chemins de billes
Roue nylon noir renforcé fibre de verre

Descripción técnica

Pié de immobilización
Construccción en acero resistente.

Descrizione tecnica

Piedi di sostegno con blocco rotazione
Costruzione in acciaio resistente

Opis techniczny

Hamulec nożny wykonany ze stali

Descripción técnica

Horquilla de acero dulce con baño de óxido negro plateado
Doble hilera de bolas y cojinete de bolas
Aro de Nylon reforzado con fibra de vidrio

Descrizione tecnica

Forcella in acciaio tenero ossidato nero
Doppia corona di sefere e cusconetto a sfere
ruota rinforzata con ifibra di vetro

Opis techniczny

Widelec wykonany ze stali
Podwójna bieżnia kulek w głowicy
Koło nylonowe wzacniane włóknami sz-klanymi

Einsatzbereiche	Areas of application	Utilisations	Áreas de aplicación	Ambito di applicazione	Zakres zastosowania
Container	Container	Container	Container	Container	Container

Einsatzbereiche	Areas of application	Utilisations	Áreas de aplicación	Ambito di applicazione	Zakres zastosowania
Container	Container	Container	Container	Container	Container

A	B1	B2	C	D	E				No. art.
100	143	119	72	20	103	4000	137x94	92x74	4040-0101

A	B1	B2	C	D	E				No. art.
100	150	125	140	5	80	2000	120x120	85/100x85/100	4040-0206
150	210	170	145	8	80	2000	120x120	85/100x85/100	4040-0207

	B1	B2	C	D	E				No. art.
	163,5	208				4000	152x114	127x63,5	TLCH

	B1	B2	C	D	E				No. art.
	346	381				4000	165x114	CUSTOMER	TLCMR *
	346	381				4000	165x114	CUSTOMER	TLCML *

	B1	B2	C	D					No. art.
	121	94			8		64x92	45x71/78	TLUS1
	140	114			8		64x92	45x71/78	TLUS2
	159	131			8		64x92	45x71/78	TLUS3

50	=	42	72,0	25	250	BM0S50 F
75	=	46	103,5	60	540	BMCS75 E

Weitere Befestigungen / Fitting Options / Options de fixations / Fijaciones Opcionales / Fissaggi alternativi / Typy mocowań

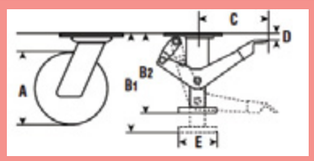

TLCMR Rechts / Rigth / Rigth / Derecha / Rigth / Rigth
TLCML Links / Left / Left / Izquierda / Left / Left

Weitere Befestigungen / Fitting Options / Options de fixations / Fijaciones Opcionales / Fissaggi alternativi / Typy mocowań

E
105 x 80
85,5 x63,5
8,7 mm

F
92X64
75X45
8 mm

Einsatzbereiche/ Applications / Applications
Applicaciones / Applicazioni / Zastosowania



Notizen / Notes / Notes
Notas / Note / Notatki

The Worlds Largest Castor and Wheel Manufacturer
Der größte Rollen- und Räderhersteller der Welt.
Le plus grand fabricant de roues et roulettes au monde
El mayor fabricante mundial de aros y ruedas industriales
Il maggiore fabricante mondiale de ruote e supporti
Największy na świecie producent kół i zestawów kołowych

Catalogo - *Catalogue*

Indice - *Index*

Guida - *Guide*

Consigli per la scelta dei prodotti *Tips for choosing a product*	2
Guida e informazioni generali *Help and general information*	4

Ruote - *Wheels*

Ruote sciolte per collettività *Institutional wheels*	102
Ruote sciolte per uso industriale *Industrial wheels*	186

Ricerca - *Search*

Responsabilità di prodotto *About the product responsibility*	212
Tabella combinazione supporto/ruota *Housing/wheel combination table*	214
Tabella combinazione ruota/supporto *Wheel/housing combination table*	216
Legenda simboli *Key to Symbols*	218

Categorie - *Categories*

Collettività - *Institutional*

Ruote per collettività *Institutional castors*	20
Ruote per collettività e design *Institutional and design castors*	46
Ruote per carrelli supermarket *Shopping carts castors*	72
Ruote per uso ospedaliero e riabilitazione *Medical and Reha castors*	78

Industriale - *Industrial*

Ruote per uso industriale *Industrial castors*	112
Ruote resistenti al calore *Heat resistant castors*	134
Ruote Inox per uso industriale *Stainless steel industrial castors*	148
Ruote per carichi elevati *Heavy duty castors*	172

Consigli per scelta del prodotto

Tips for choosing a product

Categorie - *Categories*		Pagina - *Page*
Collettività - *Institutional*	Ruote per collettività *Institutional castors*	20
	Ruote per collettività e design *Institutional and design castors*	46
	Ruote per carrelli supermarket *Shopping carts castors*	72
	Ruote per uso ospedaliero e riabilitazione *Medical and Reha castors*	78
Industriale - *Industrial*	Ruote per uso industriale *Industrial castors*	112
	Ruote resistenti al calore *Heat resistant castors*	134
	Ruote Inox per uso industriale *Stainless steel industrial castors*	148
	Ruote per carichi elevati *Heavy duty castors*	172

Resistenza Chimica

In ogni condizione …
Un aspetto importante, relativo al corretto approccio da tenere per una scelta ottimale della ruota da utilizzare, è una dettagliata conoscenza delle condizioni ambientali entro cui il sistema da movimentare andrà a collocarsi.
Le definizioni puntuali e precise degli agenti chimici presenti negli ambienti di lavoro, delle possibili interazioni tra questi ultimi e i materiali con cui sono costruite le ruote e la variabilità di fattori fisici quali umidità e temperatura, permetteranno di definire le soluzioni migliori relative alle miscele polimeriche con cui vengono costruite le ruote. In questo modo è possibile, in fase di scelta progettuale, scongiurare eventuali danni prematuri riferibili a problemi di corrosione, di degradamento e di perdite di resistenza al carico. La tabella riportata a lato rappresenta un valido strumento di lavoro ed è da utilizzare come guida di primo approccio.

In any condition …
An important aspect being relevant to the correct approach to be kept aimed to the best castor's choice is the detailed knowledge of the environment in which the system to be moved will be located. Precise and accurate definitions of the chemical agents being present at the work areas, of the possible interactions among these, of the materials which castors are made from and the changeability of physical factors as humidity and temperature will enable to define the best possible solutions about the polymeric mixtures being used for the castors manufacturing.
This way and in phase of planning choice, it will be possible to head casual and untimely damages concerning corrosion, degradation and load resistance losses off.
The table here aside can represent a valid working tool and can be used as your first approach guide.

Materiale	*Material*	Concentraon	Rubber	Polyamide	Polyurethane	Polypropylene
Acetaldeide	*Acetaldehyde*	40%	+	+	=	+
Acetato di alluminio	*Aluminium acetate*	-	-	++	-	-
Acetato di piombo, soluzione	*Lead acetate, aqueous*	10%	+	++	++	=
Acetilene	*Acetylene*	-	++	++	++	-
Acetone	*Acetone*	-	++	++	=	+
Acidi grassi	*Fatty acids*	-	-	++	++	-
Acido acetico puro	*Pure acetic acid*	-	+	-	=	++
Acido acrilico > 30°	*Acrylic acid >30°C*	-	-	=	=	-
Acido borico, soluzione	*Boric acid, aqueous*	10%	++	+	++	+
Acido carbonico	*Carbonic acid*	-	-	-	++	-
Acido citrico, soluzione	*Citric acid, aqueous*	10%	++	++	-	-
Acido cloridrico, soluzione	*Hydrochloric acid, aqueous*	30%	+	=	=	++
Acido cromico, soluzione	*Chromic acids, aqueous*	10%	=	+	+	=
Acido di cobalto, soluzione	*Cobalt acids, aqueous*	20%	-	+	-	-
Acido etanico	*Ethanoic acid*	30%	=	++	=	++
Acido formico	*Formic acid*	10%	+	=	=	++ (max. 60°C)
Acido formico puro	*Formic amide, pure*	-	++	++	+	-
Acido fosforico, soluzione	*Phosphoric acid, aqueous*	10%	+	=	-	++
Acido lattico	*Lactic acids*	-	=	=	=	++
Acido malico	*Malic acid*	-	-	++	+	++ (max. 60°C)
Acido nitroidroclorico	*Nitrohydrochloric acid*	-	=	=	=	=
Acido oleico	*Oleic acid*	-	=	++	++	-
Acido ossalico, soluzione	*Oxalic acids, aqueous*	10%	-	+	-	++
Acido palmitico	*Palmitic acid*	-	=	++	=	-
Acido solforico	*Sulphuric acid*	-	+	+	=	++
Acido stearico	*Stearic acid*	-	=	++	=	-
Acido tannico	*Tannin acid*	10%	++	-	-	-
Acido tartarico, soluzione	*Tartaric acid, aqueous*	10%	++	++	+	-
Acido urico, soluzione	*Uric acid, aqueous*	10%	++	++	-	-
Acqua di mare	*Water (seawater)*	-	++	++	+	-
Acqua fredda	*Water, cold*	-	++	++	++	-
Acqua, 80°	*Water, up to 80°C*	-	+	++	=	-
Acque di scolo	*Wastewater*	-	-	++	+	-
Adesivi	*Adhesive*	-	-	-	++	-
Alchilammine	*Amine, aliphatic*	-	-	++	-	-
Alchilbenzene	*Alkyl benzene*	-	-	++	-	-
Alcool di amile	*Amyl alcohol*	-	++	++	+	++
Alcool etilico	*Ethyl alcohol*	-	++	+	++	++
Alcool metilico	*Methyl alcohol*	-	+	+	++	++
Alcool propilico	*Propyl alcohol*	-	-	-	+	-
Amile acetato	*Amylocetate*	-	++	++	=	++
Ammoniaca liquida	*Liquid ammonia*	20%	++	++	=	++
Anilina	*Aniline*	-	=	+	=	++
Anticalcare, soluzione	*Decalcifier, aqueous*	10%	-	++	-	-
Antrachinone, 85%	*Antra quinone, 85 % C*	-	-	++	-	-
Benzene	*Benzene, Petrol ether*	-	=	++	++	=
Bicarbonato di ammonio	*Ammonium bicarbonate*	-	-	++	-	-
Birra	*Beer*	-	++	++	++	-
Bitume	*Bitumen*	-	=	++	++	-
Borace	*Borax*	-	++	-	++	-
Bromo	*Bromine*	-	=	=	=	=
Burro	*Butter*	-	=	++	++	-
Butano	*Butane*	-	=	++	++	-
Carbonato di ammonio	*Ammonium carbonate*	-	++	-	=	-

Chemical resistance

Materiale	*Material*	Concentraon	Rubber	Polyamide	Polyurethane	Polypropylene
Carbonato di sodio, soluzione	*Sodium carbonat, aqueous*	10%	-	++	=	++
Carbonio tetracloruro	*Tetrachloro carbons*	-	=	++	=	-
Caseina	*Casein*	-	-	++	-	-
Catrame liquido	*Carbolineum*	-	=	++	=	-
Cera, 80°	*Wax, 80 °C*	-	-	++	-	-
Chetone etilico-metilico	*Methyl ethyl ketone*	-	=	++	=	++
Cianuro di potassio	*Potassium cyanide*	-	-	-	+	-
Cianuro di sodio, soluzione	*Sodium cyanide, aqueous*	10%	-	++	=	-
Cicloesanolo	*Cyclohexanol*	-	+	++	+	-
Cloro, Acqua e cloro	*Chlorine, chlorine water*	-	=	=	=	=
Cloruro di etile 80°	*Vinyl chloride, 80°C*	-	-	++	-	-
Cloruro di ferro	*Iron chloride, acidic*	10%	+	=	+	++ (max. 20°C)
Cloruro di mercurio	*Mercury chloride*	-	-	=	++	++
Cloruro di metilene	*Methylene chloride*	-	=	=	=	-
Cloruro di nickel, soluzione	*Nickel chloride, aqueous*	10%	++	+	++	-
Cloruro di potassio	*Potassium chloride*	10%	+	++	++	++ (max. 20°C)
Cloruro di rame	*Copper chloride*	-	++	-	++	-
Cloruro di sodio, soluzione	*Sodium chloride, aqueous*	10%	+	=	++	++ (max. 20°C)
Cloruro di zinco, soluzione	*Zinc chloride, aqueous*	10%	++	+	=	++
Cresolo	*Cresols*	-	-	=	++	-
Diclorobenzene	*Dichlorobenzol*	-	=	++	=	=
Diclorobutilene	*Dichlorobutylene*	-	=	-	=	-
Dicloroetilene	*Dichloroethylene*	-	=	+	=	=
Dimetil acido formico	*Dimethyl formic amide*	-	+	++	=	++ (max. 20°C)
Dimetil anilina	*Dimethylaniline*	-	-	-	=	-
Dimetil etere	*Dimethylether*	-	+	++	++	++
Esano	*Hexane*	-	=	++	++	-
Etanolamina	*Ethanol amine*	-	-	-	=	-
Etanolo	*Alkyl alcohol*	-	++	+	=	-
Etere	*Ether*	-	-	++	++	-
Etere etilico fenilico	*Phenyl ethyl ether*	-	=	-	++	-
Etile acetato	*Ethyl acetate*	-	+	++	=	-
Etilene	*Ethylene*	-	-	-	++	-
Fenilbenzolo	*Phenyl benzol*	-	=	-	=	-
Fluoro	*Fluorine*	-	=	=	=	=
Fluoruro di Uranio	*Uranium fluoride*	-	-	=	-	-
Formaldeide	*Formaldehyde*	30%	++	++	+	++
Fosfato di sodio, soluzione	*Sodium phosphate, aqueous*	10%	++	++	++	++
Furfurolo	*Furfural*	-	-	++	=	-
Gas di combustione	*Flue gas*	-	-	-	=	-
Gas inerti	*Inert gases*	-	-	++	-	-
Gelatina	*Gelatine*	-	-	-	++	-
Glicerina	*Glycerine*	-	++	++	++	++
Glicole dietilenico	*Diethyleneglycol*	-	++	++	++	-
Glicolo	*Glycol*	-	++	+	+	++
Glucosio	*Glucose*	-	++	-	++	-
Idrossido di ammonio	*Ammonium hydroxyde*	-	-	-	=	-
Idrossido di potassio	*Potassium hydroxide*	-	-	++	=	++
Idrossido di sodio, soluzione	*Sodium hydroxyde, aqueous*	-	-	-	=	++
Inchiostro	*Ink*	-	++	++	++	-
Isopropil cloruro	*Isopropyl chloride*	-	=	-	=	-
Isopropil etere	*Isoprophyl ether*	-	++	-	++	-
Latte	*Milk*	-	++	++	++	-
Liquidi idraulici	*Hydraulic liquids*	-	=	++	=	-

Materiale	*Material*	Concentraon	Rubber	Polyamide	Polyurethane	Polypropylene
Malta, cementi, calce	*Mortars, cements, lime*	-	++	++	-	-
Mercurio	*Mercury*	-	++	++	++	++
Metilpirrolidone	*Methyl pyrolidone*	-	-	-	=	-
Miscele di Amminoacidi	*Amino acid mixtures*	-	-	++	-	-
Mono bromo benzolo	*Mono bromo benzol*	-	=	-	=	-
Monossido di carbonio	*Carbon monoxide, hot*	-	-	++	=	-
Naftalene	*Naphthalene*	-	=	++	=	++ (Kristallin)
Nitrato di ammonio	*Ammonium nitrate*	-	+	-	++	++
Nitrato di argento	*Silver nitrate*	-	+	-	++	++
Nitrato di piombo	*Lead nitrate*	-	++	-	++	-
Nitrato di sodio, soluzione	*Sodium nitrate, aqueous*	10%	++	++	++	++
Olii minerali	*Mineral oils*	-	=	++	++	-
Olii vegetali	*Vegetable oils*	-	=	++	++	-
Olio di agrumi	*Citrus oils*	-	-	++	-	-
Olio di cocco	*Coconut oil*	-	=	++	++	-
Olio di semi di cotone	*Cotton seed oil*	-	-	-	++	-
Olio di trementina	*Turpentine oil*	-	=	++	+	=
Ozono	*Ozone*	-	=	+	++	-
Paraffina	*Paraffin*	-	=	++	++	-
Petrolio grezzo	*Crude oil*	-	=	++	++	-
Potassa caustica	*Caustic potash*	-	-	-	=	-
Propano	*Propane*	-	=	++	++	-
Rodanina sale di ammonio	*Ammonium rhodanide*	-	-	++	-	-
Rodanina sale di zinco	*Zinc rhodanide*	30%	-	=	-	-
Sali di ammonio	*Ammonium salts*	-	-	++	-	++
Sali di bario	*Barium salts*	-	++	+	++	++
Sali di magnesio, soluzione	*Magnesium salts, aqueous*	10%	-	++	++	++
Sali di manganese	*Manganese salts*	10%	-	+	-	-
Sali di nickel, soluzione	*Nickel salts, aqueous*	10%	-	+	++	-
Sali di potassio	*Potassium salts*	-	-	-	+	++
Sali di rame, soluzione	*Copper salts, aqueous*	10%	-	=	++	-
Sali per scongelamento, soluzione	*De-icing salts (solutions)*	-	-	++	-	-
Silicato di sodio, soluzione	*Sodium silicate, aqueous*	10%	++	++	+	-
Soda caustica	*Caustic soda*	-	-	-	=	-
Solfato di ammonio	*Ammonium sulphate*	-	+	-	++	++
Solfato di ferro	*Iron sulphate*	-	-	-	++	-
Solfato di nickel, soluzione	*Nickel sulphate, aqueous*	10%	+	+	++	-
Solfato di potassio	*Potassium sulphate*	-	++	-	++	++
Solfato di rame	*Copper sulphate*	-	+	+	++	++
Solfato di sodio, soluzione	*Sodium sulphate, aqueous*	10%	++	++	++	-
Solfuro di sodio, soluzione	*Sodium sulphide, aqueous*	10%	+	++	+	-
Soluzione di soda	*Soda solution, aqueous*	10%	++	++	-	-
Tintura di iodio	*Tincture of iodine*	-	++	=	=	++
Tiosolfato di sodio	*Sodium thiosulfate*	10%	++	++	+	-
Toluolo	*Toluol*	-	=	++	=	=
Urina	*Urine*	-	++	++	-	-
Vaselina	*Vaseline*	-	-	++	-	++ (max. 60°C)
Xilolo	*Xylol*	-	=	++	=	=

++ Resistente	Resistant
+ Resistente in determinate condizioni	Resistant in determined conditions
= Non Resistente	Not resistant

Tipo di mozzo

Una corretta rotazione …

Il mozzo, cioè la parte centrale di una ruota per natura destinata ad incorporare l'asse di rotazione sia in modo diretto che con l'interposizione di opportuni organi che favoriscano un agevole rotolamento, quali, ad esempio, cuscinetti a sfere, cuscinetti a rulli e boccole varie, è senza dubbio una parte estremamente importante che influisce notevolmente sulla qualità complessiva delle prestazioni globali di una ruota. Una sinergia ottimale, tra i materiali impiegati nella costruzione e una adeguata progettazione dimensionale, determina un risultato di ottimo livello in funzione delle condizioni di lavoro richieste.

Situazioni e ambienti di lavoro, totalmente diversi tra loro, richiedono soluzioni mirate, specifiche e dedicate che consentano la migliore funzionalità del sistema ruota-supporto.

A correct rotation …

The hub, i.e. the central part of the wheel, is by nature destined to seat the rotation axle either directly and/or with the introduction of appropriate organs enabling an easy rolling (such as balls bearings, roller bearings, bushes…) and is with no doubt an extremely important component being affecting on the whole quality of the castors' overall performance. An optimal synergy between the used materials and an appropriate dimensional project is determining a high level result, according to the requested working conditions. Different working situations and environments need accurate, specific and dedicated solutions enabling to improve the functionality of the housing/wheel combination

Types of hub

Foro passante

Il più semplice sistema di cuscinetto è costituito da un foro passante, ricavato nel nucleo della ruota.

Nessuna manutenzione richiesta e buona resistenza agli urti sono le caratteristiche principali delle ruote a foro passante, che sono consigliate per movimentazioni a bassa velocità per brevi distanze.

Plain bearing

The simplest bearing system is a through-hole made in the wheel centre. No required overhaul and good shock resistance are the most important features of the plain bearing hub wheel, being advised for short distance and low speed handlings.

Foro passante con bussole autolubrificanti

Le bussole autolubrificanti a secco, prodotte in materiale polimerico denominato politetrafluoroetilene (PTFE), costituiscono una valida alternativa per applicazioni che richiedono: buone caratteristiche di resistenza meccanica, di scorrevolezza superficiale a secco e di antiaderenza; ottime qualità di resistenza alle alte temperature e al fuoco senza propagazione di fiamma, elevatissima inerzia chimica e completa insolubilità in acqua e in qualsiasi solvente organico (per applicazioni in ambienti dell'industria alimentare) e grande economia di costi.

Plain bearing with self-lubricating bushes

Dry self-lubricating bushes, produced from polymeric material namely polytetrafluoroethylene (PTFE), are a valid alternative for applications which need characteristics of good mechanical resistance, of dry surface smoothless and anti-adherence; very good qualities of heat resistant and fire resistance without flame transmission, extremely high chemical inertia and complete insolubility in water and in whatever chemical organic solvet (for food industry purposes) and great cost economy.

Cuscinetto a rulli

I cuscinetti a rulli sono una soluzione ottimale per ruote per uso industriale, e sono caratterizzati da coefficienti di attrito volvente relativamente bassi, con portate dinamiche elevate.

La velocità delle ruote che impiegano cuscinetti a rulli non deve superare i 4 Km/h, per garantire le migliori prestazioni nel tempo.

Roller bearings

Roller bearings represent a good solution for industrial use wheels being typified by relatively low rolling friction coefficients with high dynamic load capacities. The top speed of wheels using such bearings must not be higher than 4 km/h to garantee the best performance over time.

Cuscinetti a sfere di precisione

Le svariate versioni di cuscinetti radiali a sfere costituiscono la migliore possibile soluzione per il rotolamento delle ruote.

Le ruote realizzate con questi tipi di cuscinetti a sfere hanno valori estremamente bassi di attrito volvente, con prestazioni ottimali anche con carichi estremamente elevati.

Precision ball bearings

Many versions of radial ball bearings are the best solution for the wheels' rolling. Wheels using such bearings are typified by extremely low rolling friction coefficient with high performances even with high load capacities.

Supporti

Nella giusta direzione …
Facilità di manovra e flessibilità in ogni circostanza, sono le caratteristiche principalmente apprezzate dagli utilizzatori di sistemi sorretti e movimentati da ruote. Nello specifico, gli sforzi richiesti per le operazioni di piroettamento e di scorrimento determinano la sensazione di leggerezza e di precisione della movimentazione complessiva del sistema. Le soluzioni tecnicamente più adeguate per ogni applicazione passano, quindi, attraverso scelte opportune in merito all'utilizzo di elementi di supporto e rotolamento che possano rendere le movimentazioni agevoli con uno sforzo minimo e precise sia dal punto di vista direzionale sia da quello rotazionale.

In the right direction …
Handling simplicity and flexibility in any circumstances are the most appreciated features by the users of systems held up and moved by castors. Specifically, the needed efforts for swiveling and rolling operations determine the sensations of lightness and precisions of the overall system's move. Technically best solutions for any application pass through apt choices of the holding and rolling elements enabling more easy and precise movements with a minimal effort, either from the directional and the rotational point of view.

Housings

Ruote per arredamento e collevit à - *Furniture and institutional castors*

Ruote per uso ospedaliero e riabilitazione - *Medical and Reha castors*

Ruote industriali - *Industrial castors*

Ruote per carichi eleva - *Heavy duty castors*

Sistemi di fissaggio

Fitting systems

Con la migliore soluzione …
Le modalità di fissaggio dei sistemi ruote-supporti con gli elementi da sostenere e da movimentare possono essere molteplici e devono essere funzionali ai requisiti finali di efficienza e funzionalità richiesti, quali, ad esempio, resistenza agli urti in gravose condizioni di lavoro e facilità di montaggio e di smontaggio. Le svariate soluzioni di fissaggio proposte e personalizzabili (a piastra, ad espansione, con perno) agevolano e assicurano un ancoraggio efficace, rapido, sicuro anche in presenza di particolari esigenze di design di prodotto.

With the best solution …
Housing-wheel systems' fittings to the elements to be carried and moved can be manifold and should be functional to the final requirements of efficiency and functionality such as, e.g., shock resistance in case of weary work conditions and fitting / unfitting easiness. Many fitting solutions are offered (plate, expander, solid stem…) enable and ensure a successful, fast and safe anchor, even in presence of particular product's design need.

Piastra - *Plate*

Espansione - *Expander*

Perno le ato - *Threaded stem*

Perno liscio - *Solid stem*

Foro per vite - *Bolt hole*

Perno liscio con comando per freno centrale
Central brake solid stem

Ruote per collettività

Institutional castors

FS Futura Cromata

daN 40 ÷ 100

BP DD FA

SUPPORTO

Materiale:
lamiera d'acciaio

Piroettamento:
su doppio giro di sfere

Finitura:
cromata

RUOTA

MGO - MGP
Fascia: gomma sintetica grigia antitraccia - 88 Shore A
Nucleo: polipropilene

HPO - HPP
Fascia: poliuretano termoplastico elettroconduttivo - 95 Shore A
Nucleo: poliammide elettroconduttivo

NSO
Fascia e Nucleo:
poliammide nero - 75 Shore D

HOUSING

Material:
pressed steel

Swivel:
double ball bearing

Finishing:
chromium plated

WHEEL

MGO - MGP
Tread: *non marking grey thermoplastic rubber - 88 Shore A*
Centre: *polypropylene*

HPO - HPP
Tread: *electric conductive injected PUR - 95 Shore A*
Centre: *electric conductive polyamide*

NSO
Tread and Centre:
black polyamide - 75 Shore D

mm						daN						
MGO MGP												
60	22		65 x 50	50 x 36	6,5	27	87	40	FSC7 MGO 060/22 P0 C	FSC7 MGO 060/22 P0 BP C	-	FSC7 MGO 060/22 P0 FA C
80	22		65 x 50	50 x 36	6,5	30	107	50	FSC7 MGO 080/22 P0 C	FSC7 MGO 080/22 P0 BP C	-	FSC7 MGO 080/22 P0 FA C
100	22		65 x 50	50 x 36	6,5	35	127	60	FSC7 MGO 100/22 P0 C	FSC7 MGO 100/22 P0 BP C	-	FSC7 MGO 100/22 P0 FA C
100	30		95 x 70	70 x 50 / 76 x 44,5	8,5	42	134	80	FSC7 MGO 100/30 P1 C	FSC7 MGO 100/30 P1 BP C	FSC7 MGO 100/30 P1 DD C	FSC7 MGO 100/30 P1 FA C
125	30		95 x 70	70 x 50 / 76 x 44,5	8,5	41	162	100	FSC7 MGO 125/30 P1 C	FSC7 MGO 125/30 P1 BP C	FSC7 MGO 125/30 P1 DD C	FSC7 MGO 125/30 P1 FA C
150	30		95 x 70	70 x 50 / 76 x 44,5	8,5	46	188	100	FSC7 MGO 150/30 P1 C	FSC7 MGO 150/30 P1 BP C	FSC7 MGO 150/30 P1 DD C	FSC7 MGO 150/30 P1 FA C
60	22		65 x 50	50 x 36	6,5	27	87	40	FSC7 MGP 060/22 P0	FSC7 MGP 060/22 P0 BP	-	FSC7 MGP 060/22 P0 FA
80	22		65 x 50	50 x 36	6,5	30	107	50	FSC7 MGP 080/22 P0 P	FSC7 MGP 080/22 P0 BP P	-	FSC7 MGP 080/22 P0 FA P
100	22		65 x 50	50 x 36	6,5	35	127	60	FSC7 MGP 100/22 P0 P	FSC7 MGP 100/22 P0 BP P	-	FSC7 MGP 100/22 P0 FA P
100	30		95 x 70	70 x 50 / 76 x 44,5	8,5	42	134	80	FSC7 MGP 100/30 P1 P	FSC7 MGP 100/30 P1 BP P	FSC7 MGP 100/30 P1 DD P	FSC7 MGP 100/30 P1 FA P
125	30		95 x 70	70 x 50 / 76 x 44,5	8,5	41	162	100	FSC7 MGP 125/30 P1 P	FSC7 MGP 125/30 P1 BP P	FSC7 MGP 125/30 P1 DD P	FSC7 MGP 125/30 P1 FA P
150	30		95 x 70	70 x 50 / 76 x 44,5	8,5	46	188	100	FSC7 MGP 150/30 P1 P	FSC7 MGP 150/30 P1 BP P	FSC7 MGP 150/30 P1 DD P	FSC7 MGP 150/30 P1 FA P
HPO HPP												
60	22		65 x 50	50 x 36	6,5	27	87	40	FSC7 HPO 060/22 P0 C	FSC7 HPO 060/22 P0 BP C	-	FSC7 HPO 060/22 P0 FA C
80	22		65 x 50	50 x 36	6,5	30	107	50	FSC7 HPO 080/22 P0 C	FSC7 HPO 080/22 P0 BP C	-	FSC7 HPO 080/22 P0 FA C
100	22		65 x 50	50 x 36	6,5	35	127	60	FSC7 HPO 100/22 P0 C	FSC7 HPO 100/22 P0 BP C	-	FSC7 HPO 100/22 P0 FA C
100	30		95 x 70	70 x 50 / 76 x 44,5	8,5	42	134	80	FSC7 HPP 100/30 P1 P	FSC7 HPP 100/30 P1 BP P	FSC7 HPP 100/30 P1 DD P	FSC7 HPP 100/30 P1 FA P
125	30		95 x 70	70 x 50 / 76 x 44,5	8,5	41	162	100	FSC7 HPP 125/30 P1 P	FSC7 HPP 125/30 P1 BP P	FSC7 HPP 125/30 P1 DD P	FSC7 HPP 125/30 P1 FA P
150	30		95 x 70	70 x 50 / 76 x 44,5	8,5	46	188	100	FSC7 HPP 150/30 P1 P	FSC7 HPP 150/30 P1 BP P	FSC7 HPP 150/30 P1 DD P	FSC7 HPP 150/30 P1 FA P
NSO												
60	22		65 x 50	50 x 36	6,5	27	87	60	FSC7 NSO 060/22 P0 C	-	-	FSC7 NSO 060/22 P0 FA C
80	22		65 x 50	50 x 36	6,5	30	106	70	FSC7 NSO 080/22 P0 C	-	-	FSC7 NSO 080/22 P0 FA C
100	30		95 x 70	70 x 50 / 76 x 44,5	8,5	42	134	100	FSC7 NSO 100/30 P1	-	-	FSC7 NSO 100/30 P1 FA
125	32		95 x 70	70 x 50 / 76 x 44,5	8,5	41	162	100	FSC7 NSO 125/32 P1	-	-	FSC7 NSO 125/32 P1 FA

Elettroconduttivo
Le ruote sono realizzate con materiali elettroconduttivi e presentano una resistività elettrica < 100.000 Ohm.

Electric conductive
The castors are made from electro conductive materials and they have an electric resistivity < 100.000 Ohm.

Normative:
EN 12530.

Standards:
EN 12530.

Soluzioni speciali e personalizzate
Su richiesta, il nostro ufficio tecnico è disponibile a studiare con voi soluzioni speciali e personalizzate.

Special and customized solutions
Upon request, our technical department is available to study with you special and customized solutions.

FS Futura Cromata

daN 40 ÷ 100

BP

BP

SUPPORTO

Materiale:
lamiera d'acciaio

Piroettamento:
su doppio giro di sfere

Finitura:
cromata

RUOTA

MGO - MGP
Fascia: gomma sintetica grigia antitraccia - 88 Shore A
Nucleo: polipropilene

HPO - HPP
Fascia: poliuretano termoplastico elettroconduttivo - 95 Shore A
Nucleo: poliammide elettroconduttivo

NSO
Fascia e Nucleo:
poliammide nero - 75 Shore D

HOUSING

Material:
pressed steel

Swivel:
double ball bearing

Finishing:
chromium plated

WHEEL

MGO - MGP
Tread: *non marking grey thermoplastic rubber - 88 Shore A*
Centre: *polypropylene*

HPO - HPP
Tread: *electric conductive injected PUR - 95 Shore A*
Centre: *electric conductive polyamide*

NSO
Tread and Centre:
black polyamide - 75 Shore D

mm								daN				
MGO MGP	60	22		M10 x 20 - M12 x 30 ●	12 ●	27	87	40	FSC7 MGO 060/22 VB C ●	FSC7 MGO 060/22 VB BP C ●	FSC7 MGO 060/22 F0-12 C ●	FSC7 MGO 060/22 F0-12 BP C ●
	80	22		M10 x 20 - M12 x 30 ●	12 ●	30	107	50	FSC7 MGO 080/22 VB C ●	FSC7 MGO 080/22 VB BP C ●	FSC7 MGO 080/22 F0-12 C ●	FSC7 MGO 080/22 F0-12 BP C ●
	100	22		M10 x 20 - M12 x 30 ●	12 ●	35	127	60	FSC7 MGO 100/22 VB C ●	FSC7 MGO 100/22 VB BP C ●	FSC7 MGO 100/22 F0-12 C ●	FSC7 MGO 100/22 F0-12 BP C ●
	100	30		M12 x 30	12 ●	42	131	80	FSC7 MGO 100/30 VB-M12x30 C	FSC7 MGO 100/30 VB-M12x30 BP C	FSC7 MGO 100/30 F0-12 C ●	FSC7 MGO 100/30 F0-12 BP C ●
	125	30		M12 x 30	12 ●	41	159	100	FSC7 MGO 125/30 VB-M12x30 C	FSC7 MGO 125/30 VB-M12x30 BP C	FSC7 MGO 125/30 F0-12 C ●	FSC7 MGO 125/30 F0-12 BP C ●
	150	30		M12 x 30	12 ●	46	185	100	FSC7 MGO 150/30 VB-M12x30 C	FSC7 MGO 150/30 VB-M12x30 BP C	FSC7 MGO 150/30 F0-12 C ●	FSC7 MGO 150/30 F0-12 BP C ●
	60	22		M10 x 20 - M12 x 30 ●	12 ●	27	87	40	FSC7 MGP 060/22 VB ●	FSC7 MGP 060/22 VB BP ●	FSC7 MGP 060/22 F0-12 ●	FSC7 MGP 060/22 F0-12 BP ●
	80	22		M10 x 20 - M12 x 30 ●	12 ●	30	107	50	FSC7 MGP 080/22 VB P ●	FSC7 MGP 080/22 VB BP P ●	FSC7 MGP 080/22 F0-12 P ●	FSC7 MGP 080/22 F0-12 BP P ●
	100	22		M10 x 20 - M12 x 30 ●	12 ●	35	127	60	FSC7 MGP 100/22 VB P ●	FSC7 MGP 100/22 VB BP P ●	FSC7 MGP 100/22 F0-12 P ●	FSC7 MGP 100/22 F0-12 BP P ●
	100	30		M12 x 30	12 ●	42	131	80	FSC7 MGP 100/30 VB-M12x30 P	FSC7 MGP 100/30 VB-M12x30 BP P	FSC7 MGP 100/30 F0-12 P ●	FSC7 MGP 100/30 F0-12 BP P ●
	125	30		M12 x 30	12 ●	41	159	100	FSC7 MGP 125/30 VB-M12x30 P	FSC7 MGP 125/30 VB-M12x30 BP P	FSC7 MGP 125/30 F0-12 P ●	FSC7 MGP 125/30 F0-12 BP P ●
	150	30		M12 x 30	12 ●	46	185	100	FSC7 MGP 150/30 VB-M12x30 P	FSC7 MGP 150/30 VB-M12x30 BP P	FSC7 MGP 150/30 F0-12 P ●	FSC7 MGP 150/30 F0-12 BP P ●
HPO HPP	60	22		M10 x 20 - M12 x 30 ●	12 ●	27	87	40	FSC7 HPO 060/22 VB C ●	FSC7 HPO 060/22 VB BP C ●	FSC7 HPO 060/22 F0-12 C ●	FSC7 HPO 060/22 F0-12 BP C ●
	80	22		M10 x 20 - M12 x 30 ●	12 ●	30	107	50	FSC7 HPO 080/22 VB C ●	FSC7 HPO 080/22 VB BP C ●	FSC7 HPO 080/22 F0-12 C ●	FSC7 HPO 080/22 F0-12 BP C ●
	100	22		M10 x 20 - M12 x 30 ●	12 ●	35	127	60	FSC7 HPO 100/22 VB C ●	FSC7 HPO 100/22 VB BP C ●	FSC7 HPO 100/22 F0-12 C ●	FSC7 HPO 100/22 F0-12 BP C ●
	100	30		M12 x 30	12 ●	42	131	80	FSC7 HPP 100/30 VB-M12x30 P	FSC7 HPP 100/30 VB-M12x30 BP P	FSC7 HPP 100/30 F0-12 P ●	FSC7 HPP 100/30 F0-12 BP P ●
	125	30		M12 x 30	12 ●	41	159	100	FSC7 HPP 125/30 VB-M12x30 P	FSC7 HPP 125/30 VB-M12x30 BP P	FSC7 HPP 125/30 F0-12 P ●	FSC7 HPP 125/30 F0-12 BP P ●
	150	30		M12 x 30	12 ●	46	185	100	FSC7 HPP 150/30 VB-M12x30 P	FSC7 HPP 150/30 VB-M12x30 BP P	FSC7 HPP 150/30 F0-12 P ●	FSC7 HPP 150/30 F0-12 BP P ●
NSO	60	22		M10 x 20 - M12 x 30 ●	12 ●	27	87	60	FSC7 NSO 060/22 VB C ●	-	FSC7 NSO 060/22 F0-12 C ●	-
	80	22		M10 x 20 - M12 x 30 ●	12 ●	30	107	70	FSC7 NSO 080/22 VB C ●	-	FSC7 NSO 080/22 F0-12 C ●	-
	100	30		M12 x 30	12 ●	42	134	100	FSC7 NSO 100/30 VB-M12x30	-	FSC7 NSO 100/30 F0-12 ●	-
	125	32		M12 x 30	12 ●	41	159	100	FSC7 NSO 125/32 VB-M12x30	-	FSC7 NSO 125/32 F0-12 ●	-

Elettroconduttivo
Le ruote sono realizzate con materiali elettroconduttivi e presentano una resistività elettrica < 100.000 Ohm.

Electric conductive
The castors are made from electro conductive materials and they have an electric resistivity < 100.000 Ohm.

Normative:
EN 12530.

Standards:
EN 12530.

Informazioni
- Specificare le misure dell'attacco.
- Su richiesta, disponibile Ø 10 mm con riduttore.

Information
- *Specify the fitting's dimension.*
- *Upon request, Ø 10 mm available with reducer.*

Soluzioni speciali e personalizzate
Su richiesta, il nostro ufficio tecnico è disponibile a studiare con voi soluzioni speciali e personalizzate.

Special and customized solutions
Upon request, our technical department is available to study with you special and customized solutions.

FS Futura Cromata

daN 80 ÷ 100

BP DD

SUPPORTO

Materiale:
lamiera d'acciaio

Piroettamento:
su doppio giro di sfere

Finitura:
cromata

RUOTA

MGO - MGP
Fascia: gomma sintetica grigia antitraccia - 88 Shore A
Nucleo: polipropilene

HPP
Fascia: poliuretano termoplastico elettroconduttivo 95 Shore A
Nucleo: poliammide elettroconduttivo

HOUSING

Material:
pressed steel

Swivel:
double ball bearing

Finishing:
chromium plated

WHEEL

MGO - MGP
Tread: *non marking grey thermoplastic rubber - 88 Shore A*
Centre: *polypropylene*

HPP
Tread: *electric conductive injected PUR - 95 Shore A*
Centre: *electric conductive polyamide*

	mm							daN			
MGO MGP	100	30		Φ 19 x 45	M8/19	42	134	80	FSC7 MGO 100/30 S0-19x45 C	FSC7 MGO 100/30 S0-19x45 BP C	-
	125	30		Φ 19 x 45	M8/19	41	162	100	FSC7 MGO 125/30 S0-19x45 C	FSC7 MGO 125/30 S0-19x45 BP C	-
	150	30		Φ 19 x 45	M8/19	46	188	100	FSC7 MGO 150/30 S0-19x45 C	FSC7 MGO 150/30 S0-19x45 BP C	-
	100	30		Φ 19 x 45	M8/19	42	134	80	FSC7 MGP 100/30 S0-19x45 P	FSC7 MGP 100/30 S0-19x45 BP P	FSC7 MGP 100/30 S0-19x45 DD P
	125	30		Φ 19 x 45	M8/19	41	162	100	FSC7 MGP 125/30 S0-19x45 P	FSC7 MGP 125/30 S0-19x45 BP P	FSC7 MGP 125/30 S0-19x45 DD P
	150	30		Φ 19 x 45	M8/19	46	188	100	FSC7 MGP 150/30 S0-19x45 P	FSC7 MGP 150/30 S0-19x45 BP P	FSC7 MGP 150/30 S0-19x45 DD P
HPP	100	30		Φ 19 x 45	M8/19	42	134	80	FSC7 HPP 100/30 S0-19x45 P	FSC7 HPP 100/30 S0-19x45 BP P	FSC7 HPP 100/30 S0-19x45 DD P
	125	30		Φ 19 x 45	M8/19	41	162	100	FSC7 HPP 125/30 S0-19x45 P	FSC7 HPP 125/30 S0-19x45 BP P	FSC7 HPP 125/30 S0-19x45 DD P
	150	30		Φ 19 x 45	M8/19	46	188	100	FSC7 HPP 150/30 S0-19x45 P	FSC7 HPP 150/30 S0-19x45 BP P	FSC7 HPP 150/30 S0-19x45 DD P

Prodotto fornibile con quantità minima
Minimum purchase quantity is needed

S1

	Ø mm	Ø mm	mm
S1 - 22-19	Ø 22	Ø 19	45
S1 - 25-19	Ø 25	Ø 19	45
S1 - 28-19	Ø 28	Ø 19	45

Adattatore per tubi a sezione tonda
Adaptor for round section tube

S2

	◫ mm	Ø mm	mm
S2 - 31-28	◫ 31x31	Ø 28	60

Adattatore per tubi a sezione quadra
Adaptor for square section tube

Elettroconduttivo
Le ruote sono realizzate con materiali elettroconduttivi e presentano una resistività elettrica < 100.000 Ohm.

Electric conductive
The castors are made from electro conductive materials and they have an electric resistivity < 100.000 Ohm.

Normative:
EN 12530.

Standards:
EN 12530.

Soluzioni speciali e personalizzate
Su richiesta, il nostro ufficio tecnico è disponibile a studiare con voi soluzioni speciali e personalizzate.

Special and customized solutions
Upon request, our technical department is available to study with you special and customized solutions.

FS Futura Cromata

daN 40 ÷ 100

BP

BP

SUPPORTO

Materiale:
lamiera d'acciaio

Piroettamento:
su doppio giro di sfere

Finitura:
cromata

RUOTA

MGO - MGP
Fascia: gomma sintetica grigia antitraccia - 88 Shore A
Nucleo: polipropilene

HOUSING

Material:
pressed steel

Swivel:
double ball bearing

Finishing:
chromium plated

WHEEL

MGO - MGP
Tread: *non marking grey thermoplastic rubber - 88 Shore A*
Centre: *polypropylene*

mm						daN				
60	22		●	27	90	40	FSC7 MGO 060/22 E0 C ●	FSC7 MGO 060/22 E0 BP C ●	FSC7 MGO 060/22 E4 C ●	FSC7 MGO 060/22 E4 BP C ●
80	22		●	30	110	50	FSC7 MGO 080/22 E0 C ●	FSC7 MGO 080/22 E0 BP C ●	FSC7 MGO 080/22 E4 C ●	FSC7 MGO 080/22 E4 BP C ●
100	22		●	35	130	60	FSC7 MGO 100/22 E0 C ●	FSC7 MGO 100/22 E0 BP C ●	FSC7 MGO 100/22 E4 C ●	FSC7 MGO 100/22 E4 BP C ●
100	30		●	42	134	80	FSC7 MGO 100/30 E0 C ●	FSC7 MGO 100/30 E0 BP C ●	FSC7 MGO 100/30 E4 C ●	FSC7 MGO 100/30 E4 BP C ●
125	30		●	41	162	100	FSC7 MGO 125/30 E0 C ●	FSC7 MGO 125/30 E0 BP C ●	FSC7 MGO 125/30 E4 C ●	FSC7 MGO 125/30 E4 BP C ●
150	30		●	46	188	100	FSC7 MGO 150/30 E0 C ●	FSC7 MGO 150/30 E0 BP C ●	FSC7 MGO 150/30 E4 C ●	FSC7 MGO 150/30 E4 BP C ●
60	22		●	27	90	40	FSC7 MGP 060/22 E0 ●	FSC7 MGP 060/22 E0 BP ●	FSC7 MGP 060/22 E4 ●	FSC7 MGP 060/22 E4 BP ●
80	22		●	30	110	50	FSC7 MGP 080/22 E0 P ●	FSC7 MGP 080/22 E0 BP P ●	FSC7 MGP 080/22 E4 P ●	FSC7 MGP 080/22 E4 BP P ●
100	22		●	35	130	60	FSC7 MGP 100/22 E0 P ●	FSC7 MGP 100/22 E0 BP P ●	FSC7 MGP 100/22 E4 P ●	FSC7 MGP 100/22 E4 BP P ●
100	30		●	42	134	80	FSC7 MGP 100/30 E0 P ●	FSC7 MGP 100/30 E0 BP P ●	FSC7 MGP 100/30 E4 P ●	FSC7 MGP 100/30 E4 BP P ●
125	30		●	41	162	100	FSC7 MGP 125/30 E0 P ●	FSC7 MGP 125/30 E0 BP P ●	FSC7 MGP 125/30 E4 P ●	FSC7 MGP 125/30 E4 BP P ●
150	30		●	46	188	100	FSC7 MGP 150/30 E0 P ●	FSC7 MGP 150/30 E0 BP P ●	FSC7 MGP 150/30 E4 P ●	FSC7 MGP 150/30 E4 BP P ●

Per quantità minime, il prodotto viene fornito smontato
For small quantities, fitting is supplied separately

E0

	Ø mm
E0 - 18	Ø 18 ÷ 19,5
E0 - 20	Ø 19,8 ÷ 21,7
E0 - 22	Ø 21,7 ÷ 24,5
E0 - 25	Ø 24,5 ÷ 27
E0 - 27	Ø 27 ÷ 29,5
E0 - 30	Ø 29,5 ÷ 32

Attacco espansione per tubi a sezione tonda
Expander fitting for round section tubes

E4

	⧈ mm
E4 - 20	⧈ 20x20 ÷ 22x22
E4 - 22	⧈ 22x22 ÷ 25x25
E4 - 25	⧈ 25x25 ÷ 28x28
E4 - 29	⧈ 29x29 ÷ 32x32
E4 - 36	⧈ 36x36 ÷ 38x38

Attacco espansione per tubi a sezione quadra
Expander fitting for square section tubes

Normative:
EN 12530.

Standards:
EN 12530.

Informazioni
● Specificare le misure dell'attacco.

Information
● *Specify the fitting's dimension.*

Soluzioni speciali e personalizzate
Su richiesta, il nostro ufficio tecnico è disponibile a studiare con voi soluzioni speciali e personalizzate.

Special and customized solutions
Upon request, our technical department is available to study with you special and customized solutions.

FS Futura INOX

daN 40 ÷ 100

BP DD FA

SUPPORTO

Materiale:
lamiera d'acciaio INOX

Piroettamento:
su doppio giro di sfere

Finitura:
brillantata

RUOTA

MGO - MGC
Fascia: gomma sintetica grigia antitraccia - 88 Shore A
Nucleo: polipropilene

HPO - HPC
Fascia: poliuretano termoplastico elettroconduttivo - 95 Shore A
Nucleo: poliammide elettroconduttivo

HOUSING

Material:
pressed stainless steel

Swivel:
double ball bearing

Finishing:
polished

WHEEL

MGO - MGC
Tread: *non marking grey thermoplastic rubber - 88 Shore A*
Centre: *polypropylene*

HPO - HPC
Tread: *electric conductive injected PUR - 95 Shore A*
Centre: *electric conductive polyamide*

mm

daN

60	22		65 x 50	50 x 36	6,5	27	87	40	FSX7 MGO 060/22 P0	FSX7 MGO 060/22 P0 BP	-	FSX7 MGO 060/22 P0 FA
80	22		65 x 50	50 x 36	6,5	30	107	50	FSX7 MGO 080/22 P0	FSX7 MGO 080/22 P0 BP	-	FSX7 MGO 080/22 P0 FA
100	22		65 x 50	50 x 36	6,5	35	127	60	FSX7 MGO 100/22 P0	FSX7 MGO 100/22 P0 BP	-	FSX7 MGO 100/22 P0 FA
100	30		77 x 67	61,5 x 51,5 / 56 x 46,5	8,5	42	134	80	FSX7 MGO 100/30 PT	FSX7 MGO 100/30 PT BP	FSX7 MGO 100/30 PT DD	-
100	30		95 x 70	70 x 50 / 76 x 44,5	8,5	42	134	80	FSX7 MGO 100/30 P1	FSX7 MGO 100/30 P1 BP	FSX7 MGO 100/30 P1 DD	FSX7 MGO 100/30 P1 FA
125	30		77 x 67	61,5 x 51,5 / 56 x 46,5	8,5	41	162	100	FSX7 MGO 125/30 PT	FSX7 MGO 125/30 PT BP	FSX7 MGO 125/30 PT DD	-
125	30		95 x 70	70 x 50 / 76 x 44,5	8,5	41	162	100	FSX7 MGO 125/30 P1	FSX7 MGO 125/30 P1 BP	FSX7 MGO 125/30 P1 DD	FSX7 MGO 125/30 P1 FA
125	30		95 x 70	75 x 50	10,5	41	162	100	FSX7 MGO 125/30 P7 ●	FSX7 MGO 125/30 P7 BP ●	FSX7 MGO 125/30 P7 DD ●	-
150	30		77 x 67	61,5 x 51,5 / 56 x 46,5	8,5	46	188	100	FSX7 MGO 150/30 PT	FSX7 MGO 150/30 PT BP	FSX7 MGO 150/30 PT DD	-
150	30		95 x 70	70 x 50 / 76 x 44,5	8,5	46	188	100	FSX7 MGO 150/30 P1	FSX7 MGO 150/30 P1 BP	FSX7 MGO 150/30 P1 DD	FSX7 MGO 150/30 P1 FA
60	22		65 x 50	50 x 36	6,5	27	87	40	FSX7 MGC 060/22 P0	FSX7 MGC 060/22 P0 BP	-	FSX7 MGC 060/22 P0 FA
80	22		65 x 50	50 x 36	6,5	30	107	50	FSX7 MGC 080/22 P0	FSX7 MGC 080/22 P0 BP	-	FSX7 MGC 080/22 P0 FA
100	22		65 x 50	50 x 36	6,5	35	127	60	FSX7 MGC 100/22 P0	FSX7 MGC 100/22 P0 BP	-	FSX7 MGC 100/22 P0 FA
100	30		77 x 67	61,5 x 51,5 / 56 x 46,5	8,5	42	134	80	FSX7 MGC 100/30 PT	FSX7 MGC 100/30 PT BP	FSX7 MGC 100/30 PT DD	-
100	30		95 x 70	70 x 50 / 76 x 44,5	8,5	42	134	80	FSX7 MGC 100/30 P1	FSX7 MGC 100/30 P1 BP	FSX7 MGC 100/30 P1 DD	FSX7 MGC 100/30 P1 FA
125	30		77 x 67	61,5 x 51,5 / 56 x 46,5	8,5	41	162	100	FSX7 MGC 125/30 PT	FSX7 MGC 125/30 PT BP	FSX7 MGC 125/30 PT DD	-
125	30		95 x 70	70 x 50 / 76 x 44,5	8,5	41	162	100	FSX7 MGC 125/30 P1	FSX7 MGC 125/30 P1 BP	FSX7 MGC 125/30 P1 DD	FSX7 MGC 125/30 P1 FA
125	30		95 x 70	75 x 50	10,5	41	162	100	FSX7 MGC 125/30 P7 ●	FSX7 MGC 125/30 P7 BP ●	FSX7 MGC 125/30 P7 DD ●	-
150	30		77 x 67	61,5 x 51,5 / 56 x 46,5	8,5	46	188	100	FSX7 MGC 150/30 PT	FSX7 MGC 150/30 PT BP	FSX7 MGC 150/30 PT DD	-
150	30		95 x 70	70 x 50 / 76 x 44,5	8,5	46	188	100	FSX7 MGC 150/30 P1	FSX7 MGC 150/30 P1 BP	FSX7 MGC 150/30 P1 DD	FSX7 MGC 150/30 P1 FA

60	22		65 x 50	50 x 36	6,5	27	87	40	FSX7 HPO 060/22 P0	FSX7 HPO 060/22 P0 BP	-	FSX7 HPO 060/22 P0 FA
80	22		65 x 50	50 x 36	6,5	30	107	50	FSX7 HPO 080/22 P0	FSX7 HPO 080/22 P0 BP	-	FSX7 HPO 080/22 P0 FA
100	22		65 x 50	50 x 36	6,5	35	127	60	FSX7 HPO 100/22 P0	FSX7 HPO 100/22 P0 BP	-	FSX7 HPO 100/22 P0 FA
100	30		77 x 67	61,5 x 51,5 / 56 x 46,5	8,5	42	134	80	FSX7 HPC 100/30 PT	FSX7 HPC 100/30 PT BP	FSX7 HPC 100/30 PT DD	-
100	30		95 x 70	70 x 50 / 76 x 44,5	8,5	42	134	80	FSX7 HPC 100/30 P1	FSX7 HPC 100/30 P1 BP	FSX7 HPC 100/30 P1 DD	FSX7 HPC 100/30 P1 FA
125	30		77 x 67	61,5 x 51,5 / 56 x 46,5	8,5	41	162	100	FSX7 HPC 125/30 PT	FSX7 HPC 125/30 PT BP	FSX7 HPC 125/30 PT DD	-
125	30		95 x 70	70 x 50 / 76 x 44,5	8,5	41	162	100	FSX7 HPC 125/30 P1	FSX7 HPC 125/30 P1 BP	FSX7 HPC 125/30 P1 DD	FSX7 HPC 125/30 P1 FA
125	30		95 x 70	75 x 50	10,5	41	162	100	FSX7 HPC 125/30 P7 ●	FSX7 HPC 125/30 P7 BP ●	FSX7 HPC 125/30 P7 DD ●	-
150	30		77 x 67	61,5 x 51,5 / 56 x 46,5	8,5	46	188	100	FSX7 HPC 150/30 PT	FSX7 HPC 150/30 PT BP	FSX7 HPC 150/30 PT DD	-
150	30		95 x 70	70 x 50 / 76 x 44,5	8,5	46	188	100	FSX7 HPC 150/30 P1	FSX7 HPC 150/30 P1 BP	FSX7 HPC 150/30 P1 DD	FSX7 HPC 150/30 P1 FA

Acciaio INOX
Completamente lavabile, con componenti metallici realizzati interamente in acciaio inossidabile.

Stainless steel
Totally washable, with metal components integrally made from stainless steel.

Elettroconduttivo
Le ruote sono realizzate con materiali elettroconduttivi e presentano una resistività elettrica < 100.000 Ohm.

Electric conductive
The castors are made from electro conductive materials and they have an electric resistivity < 100.000 Ohm.

Normative:
EN 12530.
● Conforme alle normative DIN 18867 - Sezione 8 (Ruote per attrezzature da ristorazione).

Standards:
EN 12530.
● *In accordance with DIN 18867 - Section 8 (Castors for catering equipment).*

Soluzioni speciali e personalizzate
Su richiesta, il nostro ufficio tecnico è disponibile a studiare con voi soluzioni speciali e personalizzate.

Special and customized solutions
Upon request, our technical department is available to study with you special and customized solutions.

FS Futura INOX

daN 40 ÷ 100

BP

SUPPORTO

Materiale:
lamiera d'acciaio INOX

Piroettamento:
su doppio giro di sfere

Finitura:
brillantata

RUOTA

MGO - MGC
Fascia: gomma sintetica grigia antitraccia - 88 Shore A
Nucleo: polipropilene

HPO - HPC
Fascia: poliuretano termoplastico elettroconduttivo - 95 Shore A
Nucleo: poliammide elettroconduttivo

HOUSING

Material:
pressed stainless steel

Swivel:
double ball bearing

Finishing:
polished

WHEEL

MGO - MGC
Tread: *non marking grey thermoplastic rubber - 88 Shore A*
Centre: *polypropylene*

HPO - HPC
Tread: *electric conductive injected PUR - 95 Shore A*
Centre: *electric conductive polyamide*

mm

						daN		
MGO MGC	60	22	12 ●	27	87	40	FSX7 MGO 060/22 F0-12 ●	FSX7 MGO 060/22 F0-12 BP ●
	80	22	12 ●	30	107	50	FSX7 MGO 080/22 F0-12 ●	FSX7 MGO 080/22 F0-12 BP ●
	100	22	12 ●	35	127	60	FSX7 MGO 100/22 F0-12 ●	FSX7 MGO 100/22 F0-12 BP ●
	100	30	12 ●	42	131	80	FSX7 MGO 100/30 F0-12 ●	FSX7 MGO 100/30 F0-12 BP ●
	125	30	10	41	159	100	FSX7 MGO 125/30 F0-10 ●	FSX7 MGO 125/30 F0-10 BP ●
	125	30	12	41	159	100	FSX7 MGO 125/30 F0-12	FSX7 MGO 125/30 F0-12 BP
	150	30	12 ●	46	185	100	FSX7 MGO 150/30 F0-12 ●	FSX7 MGO 150/30 F0-12 BP ●
	60	22	12 ●	27	87	40	FSX7 MGC 060/22 F0-12 ●	FSX7 MGC 060/22 F0-12 BP ●
	80	22	12 ●	30	107	50	FSX7 MGC 080/22 F0-12 ●	FSX7 MGC 080/22 F0-12 BP ●
	100	22	12 ●	35	127	60	FSX7 MGC 100/22 F0-12 ●	FSX7 MGC 100/22 F0-12 BP ●
	100	30	12 ●	42	131	80	FSX7 MGC 100/30 F0-12 ●	FSX7 MGC 100/30 F0-12 BP ●
	125	30	10	41	159	100	FSX7 MGC 125/30 F0-10 ●	FSX7 MGC 125/30 F0-10 BP ●
	125	30	12	41	159	100	FSX7 MGC 125/30 F0-12	FSX7 MGC 125/30 F0-12 BP
	150	30	12 ●	46	185	100	FSX7 MGC 150/30 F0-12 ●	FSX7 MGC 150/30 F0-12 BP ●
HPO HPC	60	22	12 ●	27	87	40	FSX7 HPO 060/22 F0-12 ●	FSX7 HPO 060/22 F0-12 BP ●
	80	22	12 ●	30	107	50	FSX7 HPO 080/22 F0-12 ●	FSX7 HPO 080/22 F0-12 BP ●
	100	22	12 ●	35	127	60	FSX7 HPO 100/22 F0-12 ●	FSX7 HPO 100/22 F0-12 BP ●
	100	30	12 ●	42	131	80	FSX7 HPC 100/30 F0-12 ●	FSX7 HPC 100/30 F0-12 BP ●
	125	30	10	41	159	100	FSX7 HPC 125/30 F0-10 ●	FSX7 HPC 125/30 F0-10 BP ●
	125	30	12	41	159	100	FSX7 HPC 125/30 F0-12	FSX7 HPC 125/30 F0-12 BP
	150	30	12 ●	46	185	100	FSX7 HPC 150/30 F0-12 ●	FSX7 HPC 150/30 F0-12 BP ●

Acciaio INOX
Completamente lavabile, con componenti metallici realizzati interamente in acciaio inossidabile.

Stainless steel
Totally washable, with metal components integrally made from stainless steel.

Elettroconduttivo
Le ruote sono realizzate con materiali elettroconduttivi e presentano una resistività elettrica < 100.000 Ohm.

Electric conductive
The castors are made from electro conductive materials and they have an electric resistivity < 100.000 Ohm.

Normative:
EN 12530.
● Conforme alle normative DIN 18867 - Sezione 8 (Ruote per attrezzature da ristorazione).

Standards:
EN 12530.
● *In accordance with DIN 18867 - Section 8 (Castors for catering equipment).*

Informazioni
● Su richiesta, disponibile Ø 10 mm con riduttore.

Information
● *Upon request, Ø 10 mm available with reducer.*

Soluzioni speciali e personalizzate
Su richiesta, il nostro ufficio tecnico è disponibile a studiare con voi soluzioni speciali e personalizzate.

Special and customized solutions
Upon request, our technical department is available to study with you special and customized solutions.

FS Futura INOX

daN 80 ÷ 100

BP DD

SUPPORTO

Materiale:
lamiera d'acciaio INOX

Piroettamento:
su doppio giro di sfere

Finitura:
brillantata

RUOTA

MGO - MGC
Fascia: gomma sintetica grigia antitraccia - 88 Shore A
Nucleo: polipropilene

HPC
Fascia: poliuretano termoplastico elettroconduttivo - 95 Shore A
Nucleo: poliammide elettroconduttivo

HOUSING

Material:
pressed stainless steel

Swivel:
double ball bearing

Finishing:
polished

WHEEL

MGO - MGC
Tread: *non marking grey thermoplastic rubber - 88 Shore A*
Centre: *polypropylene*

HPC
Tread: *electric conductive injected PUR - 95 Shore A*
Centre: *electric conductive polyamide*

mm							daN			
100	30		Φ 19 x 45	M8/19	42	134	80	FSX7 MGO 100/30 S0-19x45	FSX7 MGO 100/30 S0-19x45 BP	FSX7 MGO 100/30 S0-19x45 DD
125	30		Φ 18 x 62	M6/30	41	162	100	FSX7 MGO 125/30 S0-18x62 ●	FSX7 MGO 125/30 S0-18x62 BP ●	FSX7 MGO 125/30 S0-18x62 DD ●
125	30		Φ 19 x 45	M8/19	41	162	100	FSX7 MGO 125/30 S0-19x45	FSX7 MGO 125/30 S0-19x45 BP	FSX7 MGO 125/30 S0-19x45 DD
150	30		Φ 19 x 45	M8/19	46	188	100	FSX7 MGO 150/30 S0-19x45	FSX7 MGO 150/30 S0-19x45 BP	FSX7 MGO 150/30 S0-19x45 DD
100	30		Φ 19 x 45	M8/19	42	134	80	FSX7 MGC 100/30 S0-19x45	FSX7 MGC 100/30 S0-19x45 BP	FSX7 MGC 100/30 S0-19x45 DD
125	30		Φ 18 x 62	M6/30	41	162	100	FSX7 MGC 125/30 S0-18x62 ●	FSX7 MGC 125/30 S0-18x62 BP ●	FSX7 MGC 125/30 S0-18x62 DD ●
125	30		Φ 19 x 45	M8/19	41	162	100	FSX7 MGC 125/30 S0-19x45	FSX7 MGC 125/30 S0-19x45 BP	FSX7 MGC 125/30 S0-19x45 DD
150	30		Φ 19 x 45	M8/19	46	188	100	FSX7 MGC 150/30 S0-19x45	FSX7 MGC 150/30 S0-19x45 BP	FSX7 MGC 150/30 S0-19x45 DD
100	30		Φ 19 x 45	M8/19	42	134	80	FSX7 HPC 100/30 S0-19x45	FSX7 HPC 100/30 S0-19x45 BP	FSX7 HPC 100/30 S0-19x45 DD
125	30		Φ 18 x 62	M6/30	41	162	100	FSX7 HPC 125/30 S0-18x62 ●	FSX7 HPC 125/30 S0-18x62 BP ●	FSX7 HPC 125/30 S0-18x62 DD ●
125	30		Φ 19 x 45	M8/19	41	162	100	FSX7 HPC 125/30 S0-19x45	FSX7 HPC 125/30 S0-19x45 BP	FSX7 HPC 125/30 S0-19x45 DD
150	30		Φ 19 x 45	M8/19	46	188	100	FSX7 HPC 150/30 S0-19x45	FSX7 HPC 150/30 S0-19x45 BP	FSX7 HPC 150/30 S0-19x45 DD

Prodotto fornibile con quantità minima
Minimum purchase quantity is needed

S1

	Ø mm	Ø mm	mm
S1 - 22-19	Ø 22	Ø 19	45
S1 - 25-19	Ø 25	Ø 19	45
S1 - 28-19	Ø 28	Ø 19	45

Adattatore per tubi a sezione tonda
Adaptor for round section tube

S2

	◫ mm	Ø mm	mm
S2 - 31-28	◫ 31x31	Ø 28	60

Adattatore per tubi a sezione quadra
Adaptor for square section tube

Acciaio INOX
Completamente lavabile, con componenti metallici realizzati interamente in acciaio inossidabile.

Stainless steel
Totally washable, with metal components integrally made from stainless steel.

Elettroconduttivo
Le ruote sono realizzate con materiali elettroconduttivi e presentano una resistività elettrica < 100.000 Ohm.

Electric conductive
The castors are made from electro conductive materials and they have an electric resistivity < 100.000 Ohm.

Normative:
EN 12530.
● Conforme alle normative DIN 18867 - Sezione 8 (Ruote per attrezzature da ristorazione).

Standards:
EN 12530.
● *In accordance with DIN 18867 - Section 8 (Castors for catering equipment).*

Soluzioni speciali e personalizzate
Su richiesta, il nostro ufficio tecnico è disponibile a studiare con voi soluzioni speciali e personalizzate.

Special and customized solutions
Upon request, our technical department is available to study with you special and customized solutions.

FS Futura INOX

daN 40 ÷ 100

BP

BP

SUPPORTO

Materiale:
lamiera d'acciaio INOX

Piroettamento:
su doppio giro di sfere

Finitura:
brillantata

RUOTA

MGO - MGC
Fascia: gomma sintetica grigia antitraccia - 88 Shore A
Nucleo: polipropilene

HOUSING

Material:
pressed stainless steel

Swivel:
double ball bearing

Finishing:
polished

WHEEL

MGO - MGC
Tread: *non marking grey thermoplastic rubber - 88 Shore A*
Centre: *polypropylene*

MGO MGC

mm						daN				
60	22		●	27	90	40	FSX7 MGO 060/22 E0 ●	FSX7 MGO 060/22 E0 BP ●	FSX7 MGO 060/22 E4 ●	FSX7 MGO 060/22 E4 BP ●
80	22		●	30	110	50	FSX7 MGO 080/22 E0 ●	FSX7 MGO 080/22 E0 BP ●	FSX7 MGO 080/22 E4 ●	FSX7 MGO 080/22 E4 BP ●
100	22		●	35	130	60	FSX7 MGO 100/22 E0 ●	FSX7 MGO 100/22 E0 BP ●	FSX7 MGO 100/22 E4 ●	FSX7 MGO 100/22 E4 BP ●
100	30		●	42	134	80	FSX7 MGO 100/30 E0 ●	FSX7 MGO 100/30 E0 BP ●	FSX7 MGO 100/30 E4 ●	FSX7 MGO 100/30 E4 BP ●
125	30		●	41	162	100	FSX7 MGO 125/30 E0 ●	FSX7 MGO 125/30 E0 BP ●	FSX7 MGO 125/30 E4 ●	FSX7 MGO 125/30 E4 BP ●
150	30		●	46	188	100	FSX7 MGO 150/30 E0 ●	FSX7 MGO 150/30 E0 BP ●	FSX7 MGO 150/30 E4 ●	FSX7 MGO 150/30 E4 BP ●
60	22		●	27	90	40	FSX7 MGC 060/22 E0 ●	FSX7 MGC 060/22 E0 BP ●	FSX7 MGC 060/22 E4 ●	FSX7 MGC 060/22 E4 BP ●
80	22		●	30	110	50	FSX7 MGC 080/22 E0 ●	FSX7 MGC 080/22 E0 BP ●	FSX7 MGC 080/22 E4 ●	FSX7 MGC 080/22 E4 BP ●
100	22		●	35	130	60	FSX7 MGC 100/22 E0 ●	FSX7 MGC 100/22 E0 BP ●	FSX7 MGC 100/22 E4 ●	FSX7 MGC 100/22 E4 BP ●
100	30		●	42	134	80	FSX7 MGC 100/30 E0 ●	FSX7 MGC 100/30 E0 BP ●	FSX7 MGC 100/30 E4 ●	FSX7 MGC 100/30 E4 BP ●
125	30		●	41	162	100	FSX7 MGC 125/30 E0 ●	FSX7 MGC 125/30 E0 BP ●	FSX7 MGC 125/30 E4 ●	FSX7 MGC 125/30 E4 BP ●
150	30		●	46	188	100	FSX7 MGC 150/30 E0 ●	FSX7 MGC 150/30 E0 BP ●	FSX7 MGC 150/30 E4 ●	FSX7 MGC 150/30 E4 BP ●

Per quantità minime, il prodotto viene fornito smontato
For small quantities, fitting is supplied separately

E0

	Ø mm
E0 - 18	Ø 18 ÷ 19,5
E0 - 20	Ø 19,8 ÷ 21,7
E0 - 22	Ø 21,7 ÷ 24,5
E0 - 25	Ø 24,5 ÷ 27
E0 - 27	Ø 27 ÷ 29,5
E0 - 30	Ø 29,5 ÷ 32

Attacco espansione per tubi a sezione tonda
Expander fitting for round section tubes

E4

	◫ mm
E4 - 20	◫ 20x20 ÷ 22x22
E4 - 22	◫ 22x22 ÷ 25x25
E4 - 25	◫ 25x25 ÷ 28x28
E4 - 29	◫ 29x29 ÷ 32x32
E4 - 36	◫ 36x36 ÷ 38x38

Attacco espansione per tubi a sezione quadra
Expander fitting for square section tubes

Acciaio INOX
Completamente lavabile, con componenti metallici realizzati interamente in acciaio inossidabile.

Stainless steel
Totally washable, with metal components integrally made from stainless steel.

Normative:
EN 12530.

Standards:
EN 12530.

Informazioni
● Specificare le misure dell'attacco.

Information
● *Specify the fitting's dimension.*

Soluzioni speciali e personalizzate
Su richiesta, il nostro ufficio tecnico è disponibile a studiare con voi soluzioni speciali e personalizzate.

Special and customized solutions
Upon request, our technical department is available to study with you special and customized solutions.

FS Futura Zincata

daN 30 ÷ 100

BP DD FA

SUPPORTO

Materiale:
lamiera d'acciaio

Piroettamento:
su doppio giro di sfere

Finitura:
zincata

RUOTA

MGO
Fascia: gomma sintetica grigia antitraccia 88 Shore A
Nucleo: polipropilene

NSO
Fascia e Nucleo: poliammide nero 75 Shore D

HOUSING

Material:
pressed steel

Swivel:
double ball bearing

Finishing:
zinc-chromatised

WHEEL

MGO
Tread: *non marking grey thermoplastic rubber - 88 Shore A*
Centre: *polypropylene*

NSO
Tread and Centre:
black polyamide 75 Shore D

MGO

mm								daN				
50	18		55 x 55	44x44 / 33x33	6,2	26	70	30	-	-	-	FSZ7 MGO 050/18 PQ-55x55 FA
50	18		60 x 60	48x48 / 38x38	6,2	26	70	30	FSZ7 MGO 050/18 P9	FSZ7 MGO 050/18 P9 BP	-	-
60	22		65 x 50	50 x 36	6,5	27	87	40	FSZ7 MGO 060/22 P0	FSZ7 MGO 060/22 P0 BP	-	FSZ7 MGO 060/22 P0 FA
80	22		65 x 50	50 x 36	6,5	30	107	50	FSZ7 MGO 080/22 P0	FSZ7 MGO 080/22 P0 BP	-	FSZ7 MGO 080/22 P0 FA
100	22		65 x 50	50 x 36	6,5	35	127	60	FSZ7 MGO 100/22 P0	FSZ7 MGO 100/22 P0 BP	-	FSZ7 MGO 100/22 P0 FA
100	30		77 x 67	61,5 x 51,5 / 56 x 46,5	8,5	42	134	80	FSZ7 MGO 100/30 PT	FSZ7 MGO 100/30 PT BP	FSZ7 MGO 100/30 PT DD	-
100	30		95 x 70	70 x 50 / 76 x 44,5	8,5	42	134	80	FSZ7 MGO 100/30 P1	FSZ7 MGO 100/30 P1 BP	FSZ7 MGO 100/30 P1 DD	FSZ7 MGO 100/30 P1 FA
125	30		77 x 67	61,5 x 51,5 / 56 x 46,5	8,5	41	162	100	FSZ7 MGO 125/30 PT	FSZ7 MGO 125/30 PT BP	FSZ7 MGO 125/30 PT DD	-
125	30		95 x 70	70 x 50 / 76 x 44,5	8,5	41	162	100	FSZ7 MGO 125/30 P1	FSZ7 MGO 125/30 P1 BP	FSZ7 MGO 125/30 P1 DD	FSZ7 MGO 125/30 P1 FA

NSO

50	18		55 x 55	44x44 / 33x33	6,2	26	70	30	-	-	-	FSZ7 NSO 050/18 PQ-55x55 FA
50	18		60 x 60	48x48 / 38x38	6,2	26	70	30	FSZ7 NSO 050/18 P9	FSZ7 NSO 050/18 P9 BP	-	-
60	22		65 x 50	50 x 36	6,5	27	87	60	FSZ7 NSO 060/22 P0	-	-	FSZ7 NSO 060/22 P0 FA
80	22		65 x 50	50 x 36	6,5	30	107	70	FSZ7 NSO 080/22 P0	-	-	FSZ7 NSO 080/22 P0 FA
100	30		77 x 67	61,5 x 51,5 / 56 x 46,5	8,5	42	134	100	FSZ7 NSO 100/30 PT	-	-	-
100	30		95 x 70	70 x 50 / 76 x 44,5	8,5	42	134	100	FSZ7 NSO 100/30 P1	-	-	FSZ7 NSO 100/30 P1 FA
125	32		77 x 67	61,5 x 51,5 / 56 x 46,5	8,5	41	162	100	FSZ7 NSO 125/32 PT	-	-	-
125	32		95 x 70	70 x 50 / 76 x 44,5	8,5	41	162	100	FSZ7 NSO 125/32 P1	-	-	FSZ7 NSO 125/32 P1 FA

EN ISO DIN

Normative:
EN 12530.

Standards:
EN 12530.

Soluzioni speciali e personalizzate
Su richiesta, il nostro ufficio tecnico è disponibile a studiare con voi soluzioni speciali e personalizzate.

Special and customized solutions
Upon request, our technical department is available to study with you special and customized solutions.

FS Futura Zincata

daN 30 ÷ 100

BP

BP

SUPPORTO

Materiale:
lamiera d'acciaio

Piroettamento:
su doppio giro di sfere

Finitura:
zincata

RUOTA

MGO
Fascia: gomma sintetica grigia antitraccia 88 Shore A
Nucleo: polipropilene

NSO
Fascia e Nucleo: poliammide nero 75 Shore D

HOUSING

Material:
pressed steel

Swivel:
double ball bearing

Finishing:
zinc-chromatised

WHEEL

MGO
Tread: *non marking grey thermoplastic rubber - 88 Shore A*
Centre: *polypropylene*

NSO
Tread and Centre:
black polyamide 75 Shore D

	mm							daN				
MGO	50	18		-	10	26	70	30	-	-	FSZ7 MGO 050/18 F0-10	FSZ7 MGO 050/18 F0-10 BP
	60	22		M10 x 20 - M12 x 30 ●	12 ●	27	87	40	FSZ7 MGO 060/22 VB ●	FSZ7 MGO 060/22 VB BP ●	FSZ7 MGO 060/22 F0-12 ●	FSZ7 MGO 060/22 F0-12 BP ●
	80	22		M10 x 20 - M12 x 30 ●	12 ●	30	107	50	FSZ7 MGO 080/22 VB ●	FSZ7 MGO 080/22 VB BP ●	FSZ7 MGO 080/22 F0-12 ●	FSZ7 MGO 080/22 F0-12 BP ●
	100	22		M10 x 20 - M12 x 30 ●	12 ●	35	127	60	FSZ7 MGO 100/22 VB ●	FSZ7 MGO 100/22 VB BP ●	FSZ7 MGO 100/22 F0-12 ●	FSZ7 MGO 100/22 F0-12 BP ●
	100	30		M12 x 30	12 ●	42	131	80	FSZ7 MGO 100/30 VB-M12x30	FSZ7 MGO 100/30 VB-M12x30 BP	FSZ7 MGO 100/30 F0-12 ●	FSZ7 MGO 100/30 F0-12 BP ●
	125	30		M12 x 30	12 ●	41	159	100	FSZ7 MGO 125/30 VB-M12x30	FSZ7 MGO 125/30 VB-M12x30 BP	FSZ7 MGO 125/30 F0-12 ●	FSZ7 MGO 125/30 F0-12 BP ●
NSO	50	18		-	10	26	70	30	-	-	FSZ7 NSO 050/18 F0-10	FSZ7 NSO 050/18 F0-10 BP
	60	22		M10 x 20 - M12 x 30 ●	12 ●	27	87	60	FSZ7 NSO 060/22 VB ●	-	FSZ7 NSO 060/22 F0-12 ●	-
	80	22		M10 x 20 - M12 x 30 ●	12 ●	30	107	70	FSZ7 NSO 080/22 VB ●	-	FSZ7 NSO 080/22 F0-12 ●	-
	100	30		M12 x 30	12 ●	42	131	100	FSZ7 NSO 100/30 VB-M12x30	-	FSZ7 NSO 100/30 F0-12 ●	-
	125	32		M12 x 30	12 ●	41	159	100	FSZ7 NSO 125/32 VB-M12x30	-	FSZ7 NSO 125/32 F0-12 ●	-

Normative:
EN 12530.

Standards:
EN 12530.

Informazioni
● Specificare le misure dell'attacco.
● Su richiesta, disponibile Ø 10 mm con riduttore.

Information
● *Specify the fitting's dimension.*
● *Upon request, Ø 10 mm available with reducer.*

Soluzioni speciali e personalizzate
Su richiesta, il nostro ufficio tecnico è disponibile a studiare con voi soluzioni speciali e personalizzate.

Special and customized solutions
Upon request, our technical department is available to study with you special and customized solutions.

FS Futura Zincata

daN 40 ÷ 100

BP

BP

SUPPORTO

Materiale:
lamiera d'acciaio

Piroettamento:
su doppio giro di sfere

Finitura:
zincata

RUOTA

MGO
Fascia: gomma sintetica grigia antitraccia 88 Shore A
Nucleo: polipropilene

HOUSING

Material:
pressed steel

Swivel:
double ball bearing

Finishing:
zinc-chromatised

WHEEL

MGO
Tread: *non marking grey thermoplastic rubber - 88 Shore A*
Centre: *polypropylene*

MGO

mm						daN				
60	22		●	27	90	40	FSZ7 MGO 060/22 E0	●	FSZ7 MGO 060/22 E0 BP	●
80	22		●	30	110	50	FSZ7 MGO 080/22 E0	●	FSZ7 MGO 080/22 E0 BP	●
100	22		●	35	130	60	FSZ7 MGO 100/22 E0	●	FSZ7 MGO 100/22 E0 BP	●
100	30		●	42	134	80	FSZ7 MGO 100/30 E0	●	FSZ7 MGO 100/30 E0 BP	●
125	30		●	41	162	100	FSZ7 MGO 125/30 E0	●	FSZ7 MGO 125/30 E0 BP	●

FSZ7 MGO 060/22 E4	●	FSZ7 MGO 060/22 E4 BP	●
FSZ7 MGO 080/22 E4	●	FSZ7 MGO 080/22 E4 BP	●
FSZ7 MGO 100/22 E4	●	FSZ7 MGO 100/22 E4 BP	●
FSZ7 MGO 100/30 E4	●	FSZ7 MGO 100/30 E4 BP	●
FSZ7 MGO 125/30 E4	●	FSZ7 MGO 125/30 E4 BP	●

Per quantità minime, il prodotto viene fornito smontato
For small quantities, fitting is supplied separately

E0

	Ø mm
E0 - 18	Ø 18 ÷ 19,5
E0 - 20	Ø 19,8 ÷ 21,7
E0 - 22	Ø 21,7 ÷ 24,5
E0 - 25	Ø 24,5 ÷ 27
E0 - 27	Ø 27 ÷ 29,5
E0 - 30	Ø 29,5 ÷ 32

Attacco espansione per tubi a sezione tonda
Expander fitting for round section tubes

E4

	⧈ mm
E4 - 20	⧈ 20x20 ÷ 22x22
E4 - 22	⧈ 22x22 ÷ 25x25
E4 - 25	⧈ 25x25 ÷ 28x28
E4 - 29	⧈ 29x29 ÷ 32x32
E4 - 36	⧈ 36x36 ÷ 38x38

Attacco espansione per tubi a sezione quadra
Expander fitting for square section tubes

Normative:
EN 12530.

Standards:
EN 12530.

Informazioni
● Specificare le misure dell'attacco.

Information
● *Specify the fitting's dimension.*

Soluzioni speciali e personalizzate
Su richiesta, il nostro ufficio tecnico è disponibile a studiare con voi soluzioni speciali e personalizzate.

Special and customized solutions
Upon request, our technical department is available to study with you special and customized solutions.

F2 Gemellata zincata

daN 60 ÷ 100

BP

BP

SUPPORTO

Materiale:
lamiera d'acciaio

Piroettamento:
su doppio giro di sfere

Finitura:
zincata

RUOTA

MGO
Fascia: gomma sintetica grigia antitraccia - 88 Shore A
Nucleo: polipropilene

NSO
Fascia e Nucleo: poliammide nero 75 Shore D

HOUSING

Material:
pressed steel

Swivel:
double ball bearing

Finishing:
zinc-chromatised

WHEEL

MGO
Tread: *non marking grey thermoplastic rubber - 88 Shore A*
Centre: *polypropylene*

NSO
Tread and Centre:
black polyamide - 75 Shore D

MGO

mm								daN				
50	2 x 18		60 x 60	48x48 / 38x38	6,2	31	71	60	F2Z7 MGO 050/18 P9	F2Z7 MGO 050/18 P9 BP	-	-
75	2 x 25		77 x 67	61,5 x 51,5 / 56 x 46,5	8,5	34	99	100	F2Z7 MGO 075/25 PT	F2Z7 MGO 075/25 PT BP	-	-
50	2 x 18			10		31	71	60	-	-	F2Z7 MGO 050/18 F0-10	F2Z7 MGO 050/18 F0-10 BP
75	2 x 25			10		34	99	100	-	-	F2Z7 MGO 075/25 F0-10	F2Z7 MGO 075/25 F0-10 BP

NSO

mm								daN				
50	2 x 18		60 x 60	48x48 / 38x38	6,2	31	71	60	F2Z7 NSO 050/18 P9	F2Z7 NSO 050/18 P9 BP	-	-
50	2 x 18			10		31	71	60	-	-	F2Z7 NSO 050/18 F0-10	F2Z7 NSO 050/18 F0-10 BP

Normative:
EN 12530.

Standards:
EN 12530.

Soluzioni speciali e personalizzate
Su richiesta, il nostro ufficio tecnico è disponibile a studiare con voi soluzioni speciali e personalizzate.

Special and customized solutions
Upon request, our technical department is available to study with you special and customized solutions.

Ruote per collettività e design

Institutional and design castors

PS Gemellata

40 ÷ 100 daN

ER ER BP

SUPPORTO

Materiale:
PSP0 - PSP4
poliammide
PSA0 - PSA4
poliammide
elettroconduttivo

Colore:
RAL 7035

RUOTA

NPO - NPP
Fascia: poliuretano
95 Shore A
Nucleo: poliammide

HPO - HPP
Fascia: poliuretano
termoplastico
elettroconduttivo
95 Shore A
Nucleo: poliammide
elettroconduttivo

HOUSING

Material:
PSP0 - PSP4
polyamide
PSA0 - PSA4
electric conductive
polyamide

Colour:
RAL 7035

WHEEL

NPO - NPP
Tread: *injected PUR*
95 Shore A
Centre: *polyamide*

HPO - HPP
Tread: *electric conductive*
injected PUR - 95 Shore A
Centre: *electric conductive*
polyamide

mm									daN				
NPO NPP	50	2 x 7		10	53	18	19	53	40	PSP0 NPO 050/07 A0-10 7035	PSP0 NPO 050/07 A0-10 ER 7035	-	-
	65	2 x 7		10	53	18	23	66	50	PSP0 NPO 065/07 A0-10 7035	-	PSP0 NPO 065/07 A0-10 ER 7035	-
	75	2 x 10		10	54	22	24	80	75	PSP0 NPO 075/10 A0-10 7035	-	-	PSP0 NPO 075/10 A0-10 BP 7035
	100	2 x 10		12	57	36	37	113	100	PSP0 NPO 100/10 A0-12 7035	-	-	PSP0 NPO 100/10 A0-12 BP 7035
	125	2 x 11		12	67	48	43	139	100	PSP4 NPP 125/11 A0-12 7035	-	-	PSP4 NPP 125/11 A0-12 BP 7035
HPO HPP	50	2 x 7		10	53	18	19	53	40	PSA0 HPO 050/07 A0-10 7035	PSA0 HPO 050/07 A0-10 ER 7035	-	-
	65	2 x 7		10	53	18	23	66	50	PSA0 HPO 065/07 A0-10 7035	-	PSA0 HPO 065/07 A0-10 ER 7035	-
	75	2 x 10		10	54	22	24	80	75	PSA0 HPO 075/10 A0-10 7035	-	-	PSA0 HPO 075/10 A0-10 BP 7035
	100	2 x 10		12	57	36	37	113	100	PSA0 HPO 100/10 A0-12 7035	-	-	PSA0 HPO 100/10 A0-12 BP 7035
	125	2 x 11		12	67	48	43	139	100	PSA4 HPP 125/11 A0-12 7035	-	-	PSA4 HPP 125/11 A0-12 BP 7035

mm					
50 - 65 - 75	10	M8 x 15	6,5	VE - M8x15 - PS 50-65-75	
50 - 65 - 75	10	M10 x 15	6,5	VE - M10x15 - PS 50-65-75	
50 - 65 - 75	10	M10 x 25	6,5	VE - M10x25 - PS 50-65-75	
50 - 65 - 75	10	M12 x 20	6,5	VE - M12x20 - PS 50-65-75	
75 BP	10	M10 x 15	6,5	VE - M10x15 - PS 75BP	
75 BP	10	M10 x 25	6,5	VE - M10x25 - PS 75BP	
75 BP	10	M12 x 20	6,5	VE - M12x20 - PS 75BP	
100	12	M10 x 20	7,5	VE - M10x20 - PS 100	●
100	12	M12 x 20	7,5	VE - M12x20 - PS 100	
125	12	M12 x 20	7,5	VE - M12x20 - PS 125	

Elettroconduttivo
Le ruote sono realizzate con materiali elettroconduttivi e presentano una resistività elettrica < 100.000 Ohm.

Electric conductive
The castors are made from electro conductive materials and they have an electric resistivity < 100.000 Ohm.

Gamma colori
Su richiesta, le ruote di questa serie sono disponibili in differenti colori.

Colours
Upon request, the castors of this series are available in different colours.

Soluzioni speciali e personalizzate
Su richiesta, il nostro ufficio tecnico è disponibile a studiare con voi soluzioni speciali e personalizzate.

Special and customized solutions
Upon request, our technical department is available to study with you special and customized solutions.

mm						
50 - 65 - 75	10	42 x 42	32 x 32 / 28 x 28	5	8,5	PQ - 42x42 - PS 50-65-75 ●
50 - 65 - 75	10	55 x 55	42 x 42 / 40 x 40	6	11	PQ - 55x55 - PS 50-65-75
75 BP	10	42 x 42	32 x 32 / 28 x 28	5	8,5	PQ - 42x42 - PS 75BP ●
75 BP	10	55 x 55	42 x 42 / 40 x 40	6	11	PQ - 55x55 - PS 75BP
100	12	55 x 55	42 x 42 / 40 x 40	6	11	PQ - 55x55 - PS 100
125	12	55 x 55	42 x 42 / 40 x 40	6	14	PQ - 55x55 - PS 125

mm					
50 - 65 - 75	10	11 x 22	3,5	R0 - 11x22 - PS 50-65-75	

Normative:
Arredamento: EN 12528 (Ø 50-65).
EN 12530 (Ø 75-100-125).
Sedie: EN 12529 (Ø 50-65).

Standards:
Institutional: EN 12528 (Ø 50-65).
EN 12530 (Ø 75-100-125).
Chairs: EN 12529 (Ø 50-65).

Informazioni
● Portata massima daN 75.
● Portata massima daN 50.

Information
● *Maximum load capacity daN 75.*
● *Maximum load capacity daN 50.*

PS Gemellata

40 ÷ 100 daN

ER ER BP



SUPPORTO

Materiale:
PSP0 - PSP4
poliammide

Colore:
RAL 9006

RUOTA

NPO - NPP
Fascia: poliuretano
95 Shore A
Nucleo: poliammide

HOUSING

Material:
PSP0 - PSP4
polyamide

Colour:
RAL 9006

WHEEL

NPO - NPP
Tread: *injected PUR*
95 Shore A
Centre: *polyamide*

mm								daN				
50	2 x 7		10	53	18	19	53	40	PSP0 NPO 050/07 A0-10 9006	PSP0 NPO 050/07 A0-10 ER 9006	-	-
65	2 x 7		10	53	18	23	66	50	PSP0 NPO 065/07 A0-10 9006	-	PSP0 NPO 065/07 A0-10 ER 9006	-
75	2 x 10		10	54	22	24	80	75	PSP0 NPO 075/10 A0-10 9006	-	-	PSP0 NPO 075/10 A0-10 BP 9006
100	2 x 10		12	57	36	37	113	100	PSP0 NPO 100/10 A0-12 9006	-	-	PSP0 NPO 100/10 A0-12 BP 9006
125	2 x 11		12	67	48	43	139	100	PSP4 NPP 125/11 A0-12 9006	-	-	PSP4 NPP 125/11 A0-12 BP 9006

mm					
50 - 65 - 75	10	M8 x 15	6,5	VE - M8x15 - PS 50-65-75	
50 - 65 - 75	10	M10 x 15	6,5	VE - M10x15 - PS 50-65-75	
50 - 65 - 75	10	M10 x 25	6,5	VE - M10x25 - PS 50-65-75	
50 - 65 - 75	10	M12 x 20	6,5	VE - M12x20 - PS 50-65-75	
75 BP	10	M10 x 15	6,5	VE - M10x15 - PS 75BP	
75 BP	10	M10 x 25	6,5	VE - M10x25 - PS 75BP	
75 BP	10	M12 x 20	6,5	VE - M12x20 - PS 75BP	
100	12	M10 x 20	7,5	VE - M10x20 - PS 100	●
100	12	M12 x 20	7,5	VE - M12x20 - PS 100	
125	12	M12 x 20	7,5	VE - M12x20 - PS 125	

Gamma colori
Su richiesta, le ruote di questa serie sono disponibili in differenti colori.

Colours
Upon request, the castors of this series are available in different colours.

Soluzioni speciali e personalizzate
Su richiesta, il nostro ufficio tecnico è disponibile a studiare con voi soluzioni speciali e personalizzate.

Special and customized solutions
Upon request, our technical department is available to study with you special and customized solutions.

mm						
50 - 65 - 75	10	42 x 42	32 x 32 / 28 x 28	5	8,5	PQ - 42x42 - PS 50-65-75 ●
50 - 65 - 75	10	55 x 55	42 x 42 / 40 x 40	6	11	PQ - 55x55 - PS 50-65-75
75 BP	10	42 x 42	32 x 32 / 28 x 28	5	8,5	PQ - 42x42 - PS 75BP ●
75 BP	10	55 x 55	42 x 42 / 40 x 40	6	11	PQ - 55x55 - PS 75BP
100	12	55 x 55	42 x 42 / 40 x 40	6	11	PQ - 55x55 - PS 100
125	12	55 x 55	42 x 42 / 40 x 40	6	14	PQ - 55x55 - PS 125

mm				
50 - 65 - 75	10	11 x 22	3,5	R0 - 11x22 - PS 50-65-75

Normative:
Arredamento: EN 12528 (Ø 50-65).
EN 12530 (Ø 75-100-125).
Sedie: EN 12529 (Ø 50-65).

Standards:
Institutional: EN 12528 (Ø 50-65).
EN 12530 (Ø 75-100-125).
Chairs: EN 12529 (Ø 50-65).

Informazioni
● Portata massima daN 75.
● Portata massima daN 50.

Information
● *Maximum load capacity daN 75.*
● *Maximum load capacity daN 50.*

PS Gemellata

daN 40 ÷ 50

ER ER

SUPPORTO

Materiale:
PSP0
poliammide
PSA0
poliammide
elettroconduttivo

Colore:
RAL 9011

RUOTA

NSO
Fascia e Nucleo:
poliammide nero
75 Shore D

HSO
Fascia e Nucleo:
poliammide
75 Shore D

HOUSING

Material:
PSP0
polyamide
PSA0
electric conductive polyamide

Colour:
RAL 9011

WHEEL

NSO
Tread and Centre:
black polyamide
75 Shore D

HSO
Tread and Centre:
polyamide
75 Shore D

NSO

mm								daN			
30	2 x 10	=	8	40	14	15	30	50	PSP0 NSO 030/10 A0-08 9011	PSP0 NSO 030/10 A0-08 ER 9011	-
50	2 x 7	=	10	53	18	19	53	40	PSP0 NSO 050/07 A0-10 9011	PSP0 NSO 050/07 A0-10 ER 9011	-
65	2 x 7	=	10	53	18	23	66	50	PSP0 NSO 065/07 A0-10 9011	-	PSP0 NSO 065/07 A0-10 ER 9011

HSO

50	2 x 7	=	10	53	18	19	53	40	PSA0 HSO 050/07 A0-10 9011	PSA0 HSO 050/07 A0-10 ER 9011	-
65	2 x 7	=	10	53	18	23	66	50	PSA0 HSO 065/07 A0-10 9011	-	PSA0 HSO 065/07 A0-10 ER 9011

mm					
30	8	M8 x 12	4	VE - M8x12 - PS 30
50 - 65	10	M8 x 15	6,5	VE - M8x15 - PS 50-65-75
50 - 65	10	M10 x 15	6,5	VE - M10x15 - PS 50-65-75
50 - 65	10	M10 x 25	6,5	VE - M10x25 - PS 50-65-75
50 - 65	10	M12 x 20	6,5	VE - M12x20 - PS 50-65-75

mm							
30	8	38 x 38	29 x 29 / 25 x 25	5	8	PQ - 38x38 - PS 30
50 - 65	10	42 x 42	32 x 32 / 28 x 28	5	8,5	PQ - 42x42 - PS 50-65-75
50 - 65	10	55 x 55	42 x 42 / 40 x 40	6	11	PQ - 55x55 - PS 50-65-75

mm					
50 - 65	10	11 x 22	3,5	R0 - 11x22 - PS 50-65-75

Elettroconduttivo
Le ruote sono realizzate con materiali elettroconduttivi e presentano una resistività elettrica < 100.000 Ohm.

Electric conductive
The castors are made from electro conductive materials and they have an electric resistivity < 100.000 Ohm.

Gamma colori
Su richiesta, le ruote di questa serie sono disponibili in differenti colori.

Colours
Upon request, the castors of this series are available in different colours.

Soluzioni speciali e personalizzate
Su richiesta, il nostro ufficio tecnico è disponibile a studiare con voi soluzioni speciali e personalizzate.

Special and customized solutions
Upon request, our technical department is available to study with you special and customized solutions.

Normative:
Arredamento: EN 12528 (Ø 30-50-65).
Sedie: EN 12529 (Ø 30-50-65).

Standards:
Institutional: EN 12528 (Ø 30-50-65).
Chairs: EN 12529 (Ø 30-50-65).

S2 Sintesi 2 — 50 daN — ER

SUPPORTO

Materiale:
S2Z0
poliammide
S2A0
poliammide
elettroconduttivo

Colore:
RAL 7035

RUOTA

MGO
Fascia: gomma sintetica grigia antitraccia - 88 Shore A
Nucleo: polipropilene

HPO
Fascia: poliuretano termoplastico elettroconduttivo - 95 Shore A
Nucleo: poliammide elettroconduttivo

HOUSING

Material:
S2Z0
polyamide
S2A0
electric conductive polyamide

Colour:
RAL 7035

WHEEL

MGO
Tread: *non marking grey thermoplastic rubber - 88 Shore A*
Centre: *polypropylene*

HPO
Tread: *electric conductive injected PUR - 95 Shore A*
Centre: *electric conductive polyamide*

	mm						daN		
MGO	80	22	—	10	34	104	50	S2Z0 MGO 080/22 A0-10 P 7035	S2Z0 MGO 080/22 A0-10 ER P 7035
HPO	80	22	—	10	34	104	50	S2A0 HPO 080/22 A0-10 P 7035	S2A0 HPO 080/22 A0-10 ER P 7035

mm					
80	10	M10 x 15	5.5	VE - M10x15 - S2 80
80	10	M10 x 25	5.5	VE - M10x25 - S2 80

mm						
80	10	38 x 38	27 x 27	5,3	9,5	PQ - 38x38 - S2 80

mm				
80	10	11 x 30	4	R0 - 11x30 - S2 80

Elettroconduttivo
Le ruote sono realizzate con materiali elettroconduttivi e presentano una resistività elettrica < 100.000 Ohm.

Electric conductive
The castors are made from electro conductive materials and they have an electric resistivity < 100.000 Ohm.

Normative:
EN 12530.

Standards:
EN 12530.

Gamma colori
Su richiesta, le ruote di questa serie sono disponibili in differenti colori.

Colours
Upon request, the castors of this series are available in different colours.

Soluzioni speciali e personalizzate
Su richiesta, il nostro ufficio tecnico è disponibile a studiare con voi soluzioni speciali e personalizzate.

Special and customized solutions
Upon request, our technical department is available to study with you special and customized solutions.

S2 Sintesi 2

daN 80 ÷ 100

BP DD

SUPPORTO

Materiale:
S2Z7
poliammide
S2A7
poliammide
elettroconduttivo

Piroettamento:
su doppio giro di sfere

Colore:
RAL 7001

RUOTA

MGO - MGP
Fascia: gomma sintetica
grigia antitraccia - 88 Shore A
Nucleo: polipropilene

HPP
Fascia: poliuretano termoplastico
elettroconduttivo - 95 Shore A
Nucleo: poliammide
elettroconduttivo

HOUSING

Material:
S2Z7
polyamide
S2A7
electric conductive
polyamide

Swivel:
double ball bearing

Colour:
RAL 7001

WHEEL

MGO - MGP
Tread: *non marking grey*
thermoplastic rubber - 88 Shore A
Centre: *polypropylene*

HPP
Tread: *electric conductive*
injected PUR - 95 Shore A
Centre: *electric conductive*
polyamide

mm							daN					
MGO MGP	100	30		95 x 70	70 x 50 / 76 x 44,5	8,5	42	138	80	S2Z7 MGO 100/30 P1	-	S2Z7 MGO 100/30 P1 BP	S2Z7 MGO 100/30 P1 DD
	125	30		95 x 70	70 x 50 / 76 x 44,5	8,5	40	164	100	S2Z7 MGO 125/30 P1	S2Z7 MGO 125/30 P1 A	S2Z7 MGO 125/30 P1 BP	S2Z7 MGO 125/30 P1 DD
	150	30		95 x 70	70 x 50 / 76 x 44,5	8,5	42	192	100	S2Z7 MGO 150/30 P1	-	S2Z7 MGO 150/30 P1 BP	S2Z7 MGO 150/30 P1 DD
	100	30		95 x 70	70 x 50 / 76 x 44,5	8,5	42	138	80	S2Z7 MGP 100/30 P1 P	-	S2Z7 MGP 100/30 P1 BP P	S2Z7 MGP 100/30 P1 DD P
	125	30		95 x 70	70 x 50 / 76 x 44,5	8,5	40	164	100	S2Z7 MGP 125/30 P1 P	S2Z7 MGP 125/30 P1 P A	S2Z7 MGP 125/30 P1 BP P	S2Z7 MGP 125/30 P1 DD P
	150	30		95 x 70	70 x 50 / 76 x 44,5	8,5	42	192	100	S2Z7 MGP 150/30 P1 P	-	S2Z7 MGP 150/30 P1 BP P	S2Z7 MGP 150/30 P1 DD P
HPP	100	30		95 x 70	70 x 50 / 76 x 44,5	8,5	42	138	80	S2A7 HPP 100/30 P1 P	-	S2A7 HPP 100/30 P1 BP P	S2A7 HPP 100/30 P1 DD P
	125	30		95 x 70	70 x 50 / 76 x 44,5	8,5	40	164	100	S2A7 HPP 125/30 P1 P	S2A7 HPP 125/30 P1 P A	S2A7 HPP 125/30 P1 BP P	S2A7 HPP 125/30 P1 DD P
	150	30		95 x 70	70 x 50 / 76 x 44,5	8,5	42	192	100	S2A7 HPP 150/30 P1 P	-	S2A7 HPP 150/30 P1 BP P	S2A7 HPP 150/30 P1 DD P

Elettroconduttivo
Le ruote sono realizzate
con materiali elettroconduttivi
e presentano una resistività
elettrica < 100.000 Ohm.

Electric conductive
The castors are made from
electro conductive materials
and they have an electric
resistivity < 100.000 Ohm.

Normative:
EN 12530.

Standards:
EN 12530.

Gamma colori
Su richiesta, le ruote
di questa serie sono
disponibili in differenti colori.

Colours
Upon request, the castors
of this series are available
in different colours.

Soluzioni speciali e personalizzate
Su richiesta, il nostro ufficio
tecnico è disponibile a studiare
con voi soluzioni speciali
e personalizzate.

Special and customized solutions
Upon request, our technical
department is available to study
with you special and customized
solutions.

SUPPORTO

Materiale:
S2Z7
poliammide
S2A7
poliammide
elettroconduttivo

Piroettamento:
su doppio giro di sfere

Colore:
RAL 7001

RUOTA

MGO - MGP
Fascia: gomma sintetica
grigia antitraccia - 88 Shore A
Nucleo: polipropilene

HPP
Fascia: poliuretano termoplastico
elettroconduttivo - 95 Shore A
Nucleo: poliammide
elettroconduttivo

HOUSING

Material:
S2Z7
polyamide
S2A7
electric conductive polyamide

Swivel:
double ball bearing

Colour:
RAL 7001

WHEEL

MGO - MGP
Tread: *non marking grey thermoplastic rubber - 88 Shore A*
Centre: *polypropylene*

HPP
Tread: *electric conductive injected PUR - 95 Shore A*
Centre: *electric conductive polyamide*

mm						daN			
100	30		10	42	135	80	S2Z7 MGO 100/30 F0-10	-	S2Z7 MGO 100/30 F0-10 BP
100	30		12	42	135	80	S2Z7 MGO 100/30 F0-12	-	S2Z7 MGO 100/30 F0-12 BP
125	30		10	40	161	100	S2Z7 MGO 125/30 F0-10	S2Z7 MGO 125/30 F0-10 A	S2Z7 MGO 125/30 F0-10 BP
125	30		12	40	161	100	S2Z7 MGO 125/30 F0-12	S2Z7 MGO 125/30 F0-12 A	S2Z7 MGO 125/30 F0-12 BP
150	30		10	42	189	100	S2Z7 MGO 150/30 F0-10	-	S2Z7 MGO 150/30 F0-10 BP
150	30		12	42	189	100	S2Z7 MGO 150/30 F0-12	-	S2Z7 MGO 150/30 F0-12 BP
100	30		10	42	135	80	S2Z7 MGP 100/30 F0-10 P	-	S2Z7 MGP 100/30 F0-10 BP P
100	30		12	42	135	80	S2Z7 MGP 100/30 F0-12 P	-	S2Z7 MGP 100/30 F0-12 BP P
125	30		10	40	161	100	S2Z7 MGP 125/30 F0-10 P	S2Z7 MGP 125/30 F0-10 P A	S2Z7 MGP 125/30 F0-10 BP P
125	30		12	40	161	100	S2Z7 MGP 125/30 F0-12 P	S2Z7 MGP 125/30 F0-12 P A	S2Z7 MGP 125/30 F0-12 BP P
150	30		10	42	189	100	S2Z7 MGP 150/30 F0-10 P	-	S2Z7 MGP 150/30 F0-10 BP P
150	30		12	42	189	100	S2Z7 MGP 150/30 F0-12 P	-	S2Z7 MGP 150/30 F0-12 BP P
100	30		10	42	135	80	S2A7 HPP 100/30 F0-10 P	-	S2A7 HPP 100/30 F0-10 BP P
100	30		12	42	135	80	S2A7 HPP 100/30 F0-12 P	-	S2A7 HPP 100/30 F0-12 BP P
125	30		10	40	161	100	S2A7 HPP 125/30 F0-10 P	S2A7 HPP 125/30 F0-10 P A	S2A7 HPP 125/30 F0-10 BP P
125	30		12	40	161	100	S2A7 HPP 125/30 F0-12 P	S2A7 HPP 125/30 F0-12 P A	S2A7 HPP 125/30 F0-12 BP P
150	30		10	42	189	100	S2A7 HPP 150/30 F0-10 P	-	S2A7 HPP 150/30 F0-10 BP P
150	30		12	42	189	100	S2A7 HPP 150/30 F0-12 P	-	S2A7 HPP 150/30 F0-12 BP P

Elettroconduttivo
Le ruote sono realizzate con materiali elettroconduttivi e presentano una resistività elettrica < 100.000 Ohm.

Electric conductive
The castors are made from electro conductive materials and they have an electric resistivity < 100.000 Ohm.

Normative:
EN 12530.

Standards:
EN 12530.

Gamma colori
Su richiesta, le ruote di questa serie sono disponibili in differenti colori.

Colours
Upon request, the castors of this series are available in different colours.

Soluzioni speciali e personalizzate
Su richiesta, il nostro ufficio tecnico è disponibile a studiare con voi soluzioni speciali e personalizzate.

Special and customized solutions
Upon request, our technical department is available to study with you special and customized solutions.

S2 Sintesi 2

daN 80 ÷ 100

BP DD

SUPPORTO

Materiale:
S2Z7
poliammide
S2A7
poliammide
elettroconduttivo

Piroettamento:
su doppio giro di sfere

Colore:
RAL 7001

RUOTA

MGO - MGP
Fascia: gomma sintetica
grigia antitraccia - 88 Shore A
Nucleo: polipropilene

HPP
Fascia: poliuretano termoplastico
elettroconduttivo - 95 Shore A
Nucleo: poliammide
elettroconduttivo

HOUSING

Material:
S2Z7
polyamide
S2A7
electric conductive polyamide

Swivel:
double ball bearing

Colour:
RAL 7001

WHEEL

MGO - MGP
Tread: *non marking grey thermoplastic rubber - 88 Shore A*
Centre: *polypropylene*

HPP
Tread: *electric conductive injected PUR - 95 Shore A*
Centre: *electric conductive polyamide*

mm							daN				
MGO MGP	100	30		Φ 19 x 45	M8/19	42	135	80	S2Z7 MGO 100/30 S0-19x45	-	S2Z7 MGO 100/30 S0-19x45 BP	S2Z7 MGO 100/30 S0-19x45 DD
	125	30		Φ 19 x 45	M8/19	40	161	100	S2Z7 MGO 125/30 S0-19x45	S2Z7 MGO 125/30 S0-19x45 A	S2Z7 MGO 125/30 S0-19x45 BP	S2Z7 MGO 125/30 S0-19x45 DD
	150	30		Φ 19 x 45	M8/19	42	189	100	S2Z7 MGO 150/30 S0-19x45	-	S2Z7 MGO 150/30 S0-19x45 BP	S2Z7 MGO 150/30 S0-19x45 DD
	100	30		Φ 19 x 45	M8/19	42	135	80	S2Z7 MGP 100/30 S0-19x45 P	-	S2Z7 MGP 100/30 S0-19x45 BP P	S2Z7 MGP 100/30 S0-19x45 DD P
	125	30		Φ 19 x 45	M8/19	40	161	100	S2Z7 MGP 125/30 S0-19x45 P	S2Z7 MGP 125/30 S0-19x45 P A	S2Z7 MGP 125/30 S0-19x45 BP P	S2Z7 MGP 125/30 S0-19x45 DD P
	150	30		Φ 19 x 45	M8/19	42	189	100	S2Z7 MGP 150/30 S0-19x45 P	-	S2Z7 MGP 150/30 S0-19x45 BP P	S2Z7 MGP 150/30 S0-19x45 DD P
HPP	100	30		Φ 19 x 45	M8/19	42	135	80	S2A7 HPP 100/30 S0-19x45 P	-	S2A7 HPP 100/30 S0-19x45 BP P	S2A7 HPP 100/30 S0-19x45 DD P
	125	30		Φ 19 x 45	M8/19	40	161	100	S2A7 HPP 125/30 S0-19x45 P	S2A7 HPP 125/30 S0-19x45 P A	S2A7 HPP 125/30 S0-19x45 BP P	S2A7 HPP 125/30 S0-19x45 DD P
	150	30		Φ 19 x 45	M8/19	42	189	100	S2A7 HPP 150/30 S0-19x45 P	-	S2A7 HPP 150/30 S0-19x45 BP P	S2A7 HPP 150/30 S0-19x45 DD P

Prodotto fornibile con quantità minima
Minimum purchase quantity is needed

S1

	Ø mm	Ø mm	mm
S1 - 22-19	Ø 22	Ø 19	45
S1 - 25-19	Ø 25	Ø 19	45
S1 - 28-19	Ø 28	Ø 19	45

Adattatore per tubi a sezione tonda
Adaptor for round section tube

S2

	⧈ mm	Ø mm	mm
S2 - 31-28	⧈ 31x31	Ø 28	60

Adattatore per tubi a sezione quadra
Adaptor for square section tube

Elettroconduttivo
Le ruote sono realizzate con materiali elettroconduttivi e presentano una resistività elettrica < 100.000 Ohm.

Electric conductive
The castors are made from electro conductive materials and they have an electric resistivity < 100.000 Ohm.

Normative:
EN 12530.

Standards:
EN 12530.

Gamma colori
Su richiesta, le ruote di questa serie sono disponibili in differenti colori.

Colours
Upon request, the castors of this series are available in different colours.

Soluzioni speciali e personalizzate
Su richiesta, il nostro ufficio tecnico è disponibile a studiare con voi soluzioni speciali e personalizzate.

Special and customized solutions
Upon request, our technical department is available to study with you special and customized solutions.

S2 Sintesi 2

80 ÷ 100 daN

BP

SUPPORTO

Materiale:
poliammide

Piroettamento:
su doppio giro di sfere

Colore:
RAL 7001

RUOTA

MGO - MGP
Fascia: gomma sintetica grigia antitraccia - 88 Shore A
Nucleo: polipropilene

HOUSING

Material:
polyamide

Swivel:
double ball bearing

Colour:
RAL 7001

WHEEL

MGO - MGP
Tread: *non marking grey thermoplastic rubber - 88 Shore A*
Centre: *polypropylene*

	mm						daN			
MGO	100	30		●	42	138	80	S2Z7 MGO 100/30 E0 ●	-	S2Z7 MGO 100/30 E0 BP ●
	125	30		●	40	164	100	S2Z7 MGO 125/30 E0 ●	S2Z7 MGO 125/30 E0 A ●	S2Z7 MGO 125/30 E0 BP ●
	150	30		●	42	192	100	S2Z7 MGO 150/30 E0 ●	-	S2Z7 MGO 150/30 E0 BP ●
	100	30		●	42	138	80	S2Z7 MGO 100/30 E4 ●	-	S2Z7 MGO 100/30 E4 BP ●
	125	30		●	40	164	100	S2Z7 MGO 125/30 E4 ●	S2Z7 MGO 125/30 E4 A ●	S2Z7 MGO 125/30 E4 BP ●
	150	30		●	42	192	100	S2Z7 MGO 150/30 E4 ●	-	S2Z7 MGO 150/30 E4 BP ●
MGP	100	30		●	42	138	80	S2Z7 MGP 100/30 E0 P ●	-	S2Z7 MGP 100/30 E0 BP P ●
	125	30		●	40	164	100	S2Z7 MGP 125/30 E0 P ●	S2Z7 MGP 125/30 E0 P A ●	S2Z7 MGP 125/30 E0 BP P ●
	150	30		●	42	192	100	S2Z7 MGP 150/30 E0 P ●	-	S2Z7 MGP 150/30 E0 BP P ●
	100	30		●	42	138	80	S2Z7 MGP 100/30 E4 P ●	-	S2Z7 MGP 100/30 E4 BP P ●
	125	30		●	40	164	100	S2Z7 MGP 125/30 E4 P ●	S2Z7 MGP 125/30 E4 P A ●	S2Z7 MGP 125/30 E4 BP P ●
	150	30		●	42	192	100	S2Z7 MGP 150/30 E4 P ●	-	S2Z7 MGP 150/30 E4 BP P ●

Per quantità minime, il prodotto viene fornito smontato
For small quantities, fitting is supplied separately

E0

	Ø mm
E0 - 18	Ø 18 ÷ 19,5
E0 - 20	Ø 19,8 ÷ 21,7
E0 - 22	Ø 21,7 ÷ 24,5
E0 - 25	Ø 24,5 ÷ 27
E0 - 27	Ø 27 ÷ 29,5
E0 - 30	Ø 29,5 ÷ 32

Attacco espansione per tubi a sezione tonda
Expander fitting for round section tubes

E4

	⧈ mm
E4 - 20	⧈ 20x20 ÷ 22x22
E4 - 22	⧈ 22x22 ÷ 25x25
E4 - 25	⧈ 25x25 ÷ 28x28
E4 - 29	⧈ 29x29 ÷ 32x32
E4 - 36	⧈ 36x36 ÷ 38x38

Attacco espansione per tubi a sezione quadra
Expander fitting for square section tubes

Normative:
EN 12530.

Standards:
EN 12530.

Informazioni
● Specificare le misure dell'attacco.

Information
● *Specify the fitting's dimension.*

Gamma colori
Su richiesta, le ruote di questa serie sono disponibili in differenti colori.

Colours
Upon request, the castors of this series are available in different colours.

Soluzioni speciali e personalizzate
Su richiesta, il nostro ufficio tecnico è disponibile a studiare con voi soluzioni speciali e personalizzate.

Special and customized solutions
Upon request, our technical department is available to study with you special and customized solutions.

S2 Sintesi 2 INOX

daN 80 ÷ 100

BP DD

SUPPORTO

Materiale:
S2X7
poliammide
S2L7
poliammide
elettroconduttivo

Piroettamento:
su doppio giro
di sfere, INOX

Colore:
RAL 7001

RUOTA

MGO - MGC
Fascia: gomma sintetica
grigia antitraccia - 88 Shore A
Nucleo: polipropilene

HPC
Fascia: poliuretano termoplastico
elettroconduttivo - 95 Shore A
Nucleo: poliammide
elettroconduttivo

HOUSING

Material:
S2X7
polyamide
S2L7
electric conductive
polyamide

Swivel:
double ball bearing,
stainless steel

Colour:
RAL 7001

WHEEL

MGO - MGC
Tread: *non marking grey*
thermoplastic rubber - 88 Shore A
Centre: *polypropylene*

HPC
Tread: *electric conductive*
injected PUR - 95 Shore A
Centre: *electric conductive*
polyamide

mm									daN				
100	30		95 x 70	70 x 50 / 76 x 44,5	8,5	42	138	80	S2X7 MGO 100/30 P1	-	S2X7 MGO 100/30 P1 BP	S2X7 MGO 100/30 P1 DD
125	30		95 x 70	70 x 50 / 76 x 44,5	8,5	40	164	100	S2X7 MGO 125/30 P1	S2X7 MGO 125/30 P1 A	S2X7 MGO 125/30 P1 BP	S2X7 MGO 125/30 P1 DD
125	30		95 x 70	75 x 50	10,5	40	164	100	S2X7 MGO 125/30 P7 ●	S2X7 MGO 125/30 P7 A ●	S2X7 MGO 125/30 P7 BP ●	S2X7 MGO 125/30 P7 DD ●
150	30		95 x 70	70 x 50 / 76 x 44,5	8,5	42	192	100	S2X7 MGO 150/30 P1	-	S2X7 MGO 150/30 P1 BP	S2X7 MGO 150/30 P1 DD
100	30		95 x 70	70 x 50 / 76 x 44,5	8,5	42	138	80	S2X7 MGC 100/30 P1	-	S2X7 MGC 100/30 P1 BP	S2X7 MGC 100/30 P1 DD
125	30		95 x 70	70 x 50 / 76 x 44,5	8,5	40	164	100	S2X7 MGC 125/30 P1	S2X7 MGC 125/30 P1 A	S2X7 MGC 125/30 P1 BP	S2X7 MGC 125/30 P1 DD
125	30		95 x 70	75 x 50	10,5	40	164	100	S2X7 MGC 125/30 P7 ●	S2X7 MGC 125/30 P7 A ●	S2X7 MGC 125/30 P7 BP ●	S2X7 MGC 125/30 P7 DD ●
150	30		95 x 70	70 x 50 / 76 x 44,5	8,5	42	192	100	S2X7 MGC 150/30 P1	-	S2X7 MGC 150/30 P1 BP	S2X7 MGC 150/30 P1 DD
100	30		95 x 70	70 x 50 / 76 x 44,5	8,5	42	138	80	S2L7 HPC 100/30 P1	-	S2L7 HPC 100/30 P1 BP	S2L7 HPC 100/30 P1 DD
125	30		95 x 70	70 x 50 / 76 x 44,5	8,5	40	164	100	S2L7 HPC 125/30 P1	S2L7 HPC 125/30 P1 A	S2L7 HPC 125/30 P1 BP	S2L7 HPC 125/30 P1 DD
125	30		95 x 70	75 x 50	10,5	40	164	100	S2L7 HPC 125/30 P7 ●	S2L7 HPC 125/30 P7 A ●	S2L7 HPC 125/30 P7 BP ●	S2L7 HPC 125/30 P7 DD ●
150	30		95 x 70	70 x 50 / 76 x 44,5	8,5	42	192	100	S2L7 HPC 150/30 P1	-	S2L7 HPC 150/30 P1 BP	S2L7 HPC 150/30 P1 DD

Acciaio INOX
Completamente lavabile,
con componenti metallici
realizzati interamente
in acciaio inossidabile.

Stainless steel
Totally washable,
with metal components integrally
made from stainless steel.

Elettroconduttivo
Le ruote sono realizzate
con materiali elettroconduttivi
e presentano una resistività
elettrica < 100.000 Ohm.

Electric conductive
The castors are made from
electro conductive materials
and they have an electric
resistivity < 100.000 Ohm.

Normative:
EN 12530.
- Conforme alle normative DIN 18867 - Sezione 8 (Ruote per attrezzature da ristorazione).

Standards:
EN 12530.
- *In accordance with DIN 18867 - Section 8 (Castors for catering equipment).*

Direttive LERPAC
Le ruote MGC e HPC
sono conformi alle direttive
francesi LERPAC.

LERPAC regulations
The castors MGC and HPC
are in according with French
LERPAC regulations.

Gamma colori
Su richiesta, le ruote
di questa serie sono
disponibili in differenti colori.

Colours
Upon request, the castors
of this series are available
in different colours.

Soluzioni speciali e personalizzate
Su richiesta, il nostro ufficio
tecnico è disponibile a studiare
con voi soluzioni speciali
e personalizzate.

Special and customized solutions
Upon request, our technical
department is available to study
with you special and customized
solutions.

S2 Sintesi 2 INOX

daN 80 ÷ 100

BP

SUPPORTO

Materiale:
S2X7
poliammide
S2L7
poliammide
elettroconduttivo

Piroettamento:
su doppio giro
di sfere, INOX

Colore:
RAL 7001

RUOTA

MGO - MGC

Fascia: gomma sintetica
grigia antitraccia - 88 Shore A
Nucleo: polipropilene

HPC

Fascia: poliuretano termoplastico
elettroconduttivo - 95 Shore A
Nucleo: poliammide
elettroconduttivo

HOUSING

Material:
S2X7
polyamide
S2L7
electric conductive
polyamide

Swivel:
double ball bearing,
stainless steel

Colour:
RAL 7001

WHEEL

MGO - MGC

Tread: *non marking grey*
thermoplastic rubber - 88 Shore A
Centre: *polypropylene*

HPC

Tread: *electric conductive*
injected PUR - 95 Shore A
Centre: *electric conductive*
polyamide

mm						daN			
100	30		10	42	135	80	S2X7 MGO 100/30 F0-10	-	S2X7 MGO 100/30 F0-10 BP
100	30		12	42	135	80	S2X7 MGO 100/30 F0-12	-	S2X7 MGO 100/30 F0-12 BP
125	30		10	40	161	100	S2X7 MGO 125/30 F0-10 ●	S2X7 MGO 125/30 F0-10 A ●	S2X7 MGO 125/30 F0-10 BP ●
125	30		12	40	161	100	S2X7 MGO 125/30 F0-12	S2X7 MGO 125/30 F0-12 A	S2X7 MGO 125/30 F0-12 BP
150	30		10	42	189	100	S2X7 MGO 150/30 F0-10	-	S2X7 MGO 150/30 F0-10 BP
150	30		12	42	189	100	S2X7 MGO 150/30 F0-12	-	S2X7 MGO 150/30 F0-12 BP
100	30		10	42	135	80	S2X7 MGC 100/30 F0-10	-	S2X7 MGC 100/30 F0-10 BP
100	30		12	42	135	80	S2X7 MGC 100/30 F0-12	-	S2X7 MGC 100/30 F0-12 BP
125	30		10	40	161	100	S2X7 MGC 125/30 F0-10 ●	S2X7 MGC 125/30 F0-10 A ●	S2X7 MGC 125/30 F0-10 BP ●
125	30		12	40	161	100	S2X7 MGC 125/30 F0-12	S2X7 MGC 125/30 F0-12 A	S2X7 MGC 125/30 F0-12 BP
150	30		10	42	189	100	S2X7 MGC 150/30 F0-10	-	S2X7 MGC 150/30 F0-10 BP
150	30		12	42	189	100	S2X7 MGC 150/30 F0-12	-	S2X7 MGC 150/30 F0-12 BP
100	30		10	42	135	80	S2L7 HPC 100/30 F0-10	-	S2L7 HPC 100/30 F0-10 BP
100	30		12	42	135	80	S2L7 HPC 100/30 F0-12	-	S2L7 HPC 100/30 F0-12 BP
125	30		10	40	161	100	S2L7 HPC 125/30 F0-10 ●	S2L7 HPC 125/30 F0-10 A ●	S2L7 HPC 125/30 F0-10 BP ●
125	30		12	40	161	100	S2L7 HPC 125/30 F0-12	S2L7 HPC 125/30 F0-12 A	S2L7 HPC 125/30 F0-12 BP
150	30		10	42	189	100	S2L7 HPC 150/30 F0-10	-	S2L7 HPC 150/30 F0-10 BP
150	30		12	42	189	100	S2L7 HPC 150/30 F0-12	-	S2L7 HPC 150/30 F0-12 BP

Acciaio INOX
Completamente lavabile,
con componenti metallici
realizzati interamente
in acciaio inossidabile.

Stainless steel
Totally washable,
with metal components integrally
made from stainless steel.

Elettroconduttivo
Le ruote sono realizzate
con materiali elettroconduttivi
e presentano una resistività
elettrica < 100.000 Ohm.

Electric conductive
The castors are made from
electro conductive materials
and they have an electric
resistivity < 100.000 Ohm.

Normative:
EN 12530.
● Conforme alle normative
DIN 18867 - Sezione 8
(Ruote per attrezzature da ristorazione).

Standards:
EN 12530.
● *In accordance with DIN 18867 - Section 8*
(Castors for catering equipment).

Direttive LERPAC
Le ruote MGC e HPC
sono conformi alle direttive
francesi LERPAC.

LERPAC regulations
The castors MGC and HPC
are in according with French
LERPAC regulations.

Gamma colori
Su richiesta, le ruote
di questa serie sono
disponibili in differenti colori.

Colours
Upon request, the castors
of this series are available
in different colours.

Soluzioni speciali e personalizzate
Su richiesta, il nostro ufficio
tecnico è disponibile a studiare
con voi soluzioni speciali
e personalizzate.

Special and customized solutions
Upon request, our technical
department is available to study
with you special and customized
solutions.

S2 Sintesi 2 INOX

daN 80 ÷ 100

BP DD

SUPPORTO

Materiale:
S2X7
poliammide
S2L7
poliammide
elettroconduttivo

Piroettamento:
su doppio giro
di sfere, INOX

Colore:
RAL 7001

RUOTA

MGO - MGC
Fascia: gomma sintetica
grigia antitraccia - 88 Shore A
Nucleo: polipropilene

HPC
Fascia: poliuretano termoplastico
elettroconduttivo - 95 Shore A
Nucleo: poliammide
elettroconduttivo

HOUSING

Material:
S2X7
polyamide
S2L7
electric conductive
polyamide

Swivel:
double ball bearing,
stainless steel

Colour:
RAL 7001

WHEEL

MGO - MGC
Tread: *non marking grey*
thermoplastic rubber - 88 Shore A
Centre: *polypropylene*

HPC
Tread: *electric conductive*
injected PUR - 95 Shore A
Centre: *electric conductive*
polyamide

MGO MGC

HPC

mm							daN				
100	30		Φ 19 x 45	M8/19	42	135	80	S2X7 MGO 100/30 S0-19x45	-	S2X7 MGO 100/30 S0-19x45 BP	S2X7 MGO 100/30 S0-19x45 DD
125	30		Φ 18 x 62	M6/30	40	161	100	S2X7 MGO 125/30 S0-18x62 ●	S2X7 MGO 125/30 S0-18x62 A ●	S2X7 MGO 125/30 S0-18x62 BP ●	S2X7 MGO 125/30 S0-18x62 DD ●
125	30		Φ 19 x 45	M8/19	40	161	100	S2X7 MGO 125/30 S0-19x45	S2X7 MGO 125/30 S0-19x45 A	S2X7 MGO 125/30 S0-19x45 BP	S2X7 MGO 125/30 S0-19x45 DD
150	30		Φ 19 x 45	M8/19	42	189	100	S2X7 MGO 150/30 S0-19x45	-	S2X7 MGO 150/30 S0-19x45 BP	S2X7 MGO 150/30 S0-19x45 DD
100	30		Φ 19 x 45	M8/19	42	135	80	S2X7 MGC 100/30 S0-19x45	-	S2X7 MGC 100/30 S0-19x45 BP	S2X7 MGC 100/30 S0-19x45 DD
125	30		Φ 18 x 62	M6/30	40	161	100	S2X7 MGC 125/30 S0-18x62 ●	S2X7 MGC 125/30 S0-18x62 A ●	S2X7 MGC 125/30 S0-18x62 BP ●	S2X7 MGC 125/30 S0-18x62 DD ●
125	30		Φ 19 x 45	M8/19	40	161	100	S2X7 MGC 125/30 S0-19x45	S2X7 MGC 125/30 S0-19x45 A	S2X7 MGC 125/30 S0-19x45 BP	S2X7 MGC 125/30 S0-19x45 DD
150	30		Φ 19 x 45	M8/19	42	189	100	S2X7 MGC 150/30 S0-19x45	-	S2X7 MGC 150/30 S0-19x45 BP	S2X7 MGC 150/30 S0-19x45 DD
100	30		Φ 19 x 45	M8/19	42	135	80	S2L7 HPC 100/30 S0-19x45	-	S2L7 HPC 100/30 S0-19x45 BP	S2L7 HPC 100/30 S0-19x45 DD
125	30		Φ 18 x 62	M6/30	40	161	100	S2L7 HPC 125/30 S0-18x62 ●	S2L7 HPC 125/30 S0-18x62 A ●	S2L7 HPC 125/30 S0-18x62 BP ●	S2L7 HPC 125/30 S0-18x62 DD ●
125	30		Φ 19 x 45	M8/19	40	161	100	S2L7 HPC 125/30 S0-19x45	S2L7 HPC 125/30 S0-19x45 A	S2L7 HPC 125/30 S0-19x45 BP	S2L7 HPC 125/30 S0-19x45 DD
150	30		Φ 19 x 45	M8/19	42	189	100	S2L7 HPC 150/30 S0-19x45	-	S2L7 HPC 150/30 S0-19x45 BP	S2L7 HPC 150/30 S0-19x45 DD

Prodotto fornibile con quantità minima
Minimum purchase quantity is needed

S1

	Ø mm	Ø mm	mm
S1 - 22-19	Ø 22	Ø 19	45
S1 - 25-19	Ø 25	Ø 19	45
S1 - 28-19	Ø 28	Ø 19	45

Adattatore per tubi a sezione tonda
Adaptor for round section tube

S2

	⧈ mm	Ø mm	mm
S2 - 31-28	⧈ 31x31	Ø 28	60

Adattatore per tubi a sezione quadra
Adaptor for square section tube

Acciaio INOX
Completamente lavabile,
con componenti metallici
realizzati interamente
in acciaio inossidabile.

Stainless steel
Totally washable,
with metal components integrally
made from stainless steel.

Elettroconduttivo
Le ruote sono realizzate
con materiali elettroconduttivi
e presentano una resistività
elettrica < 100.000 Ohm.

Electric conductive
The castors are made from
electro conductive materials
and they have an electric
resistivity < 100.000 Ohm.

Normative:
EN 12530.
● Conforme alle normative
DIN 18867 - Sezione 8
(Ruote per attrezzature da ristorazione).

Standards:
EN 12530.
● *In accordance with DIN 18867 - Section 8*
(Castors for catering equipment).

Direttive LERPAC
Le ruote MGC e HPC
sono conformi alle direttive
francesi LERPAC.

LERPAC regulations
The castors MGC and HPC
are in according with French
LERPAC regulations.

Gamma colori
Su richiesta, le ruote
di questa serie sono
disponibili in differenti colori.

Colours
Upon request, the castors
of this series are available
in different colours.

Soluzioni speciali e personalizzate
Su richiesta, il nostro ufficio
tecnico è disponibile a studiare
con voi soluzioni speciali
e personalizzate.

Special and customized solutions
Upon request, our technical
department is available to study
with you special and customized
solutions.

S2 Sintesi 2 INOX

daN 80 ÷ 100

BP

SUPPORTO

Materiale:
poliammide

Piroettamento:
su doppio giro
di sfere, INOX

Colore:
RAL 7001

RUOTA

MGO - MGC
Fascia: gomma sintetica
grigia antitraccia - 88 Shore A
Nucleo: polipropilene

HOUSING

Material:
polyamide

Swivel:
double ball bearing,
stainless steel

Colour:
RAL 7001

WHEEL

MGO - MGC
Tread: *non marking grey*
thermoplastic rubber - 88 Shore A
Centre: *polypropylene*

	mm						daN			
MGO	100	30		●	42	138	80	S2X7 MGO 100/30 E0 ●	-	S2X7 MGO 100/30 E0 BP ●
	125	30		●	40	164	100	S2X7 MGO 125/30 E0 ●	S2X7 MGO 125/30 E0 A ●	S2X7 MGO 125/30 E0 BP ●
	150	30		●	42	192	100	S2X7 MGO 150/30 E0 ●	-	S2X7 MGO 150/30 E0 BP ●
	100	30		●	42	138	80	S2X7 MGO 100/30 E4 ●	-	S2X7 MGO 100/30 E4 BP ●
	125	30		●	40	164	100	S2X7 MGO 125/30 E4 ●	S2X7 MGO 125/30 E4 A ●	S2X7 MGO 125/30 E4 BP ●
	150	30		●	42	192	100	S2X7 MGO 150/30 E4 ●	-	S2X7 MGO 150/30 E4 BP ●
MGC	100	30		●	42	138	80	S2X7 MGC 100/30 E0 ●	-	S2X7 MGC 100/30 E0 BP ●
	125	30		●	40	164	100	S2X7 MGC 125/30 E0 ●	S2X7 MGC 125/30 E0 A ●	S2X7 MGC 125/30 E0 BP ●
	150	30		●	42	192	100	S2X7 MGC 150/30 E0 ●	-	S2X7 MGC 150/30 E0 BP ●
	100	30		●	42	138	80	S2X7 MGC 100/30 E4 ●	-	S2X7 MGC 100/30 E4 BP ●
	125	30		●	40	164	100	S2X7 MGC 125/30 E4 ●	S2X7 MGC 125/30 E4 A ●	S2X7 MGC 125/30 E4 BP ●
	150	30		●	42	192	100	S2X7 MGC 150/30 E4 ●	-	S2X7 MGC 150/30 E4 BP ●

Per quantità minime, il prodotto viene fornito smontato
For small quantities, fitting is supplied separately

E0

	Ø mm
E0 - 18	Ø 18 ÷ 19,5
E0 - 20	Ø 19,8 ÷ 21,7
E0 - 22	Ø 21,7 ÷ 24,5
E0 - 25	Ø 24,5 ÷ 27
E0 - 27	Ø 27 ÷ 29,5
E0 - 30	Ø 29,5 ÷ 32

Attacco espansione per tubi a sezione tonda
Expander fitting for round section tubes

E4

	⧈ mm
E4 - 20	⧈ 20x20 ÷ 22x22
E4 - 22	⧈ 22x22 ÷ 25x25
E4 - 25	⧈ 25x25 ÷ 28x28
E4 - 29	⧈ 29x29 ÷ 32x32
E4 - 36	⧈ 36x36 ÷ 38x38

Attacco espansione per tubi a sezione quadra
Expander fitting for square section tubes

Acciaio INOX
Completamente lavabile,
con componenti metallici
realizzati interamente
in acciaio inossidabile.

Stainless steel
Totally washable,
with metal components integrally
made from stainless steel.

Normative:
EN 12530.

Standards:
EN 12530.

Direttive LERPAC
Le ruote MGC sono conformi
alle direttive francesi LERPAC.

LERPAC regulations
The castors MGC are
in accordance with French
LERPAC regulations.

Informazioni
● Specificare le misure dell'attacco.

Information
● *Specify the fitting's dimension.*

Gamma colori
Su richiesta, le ruote
di questa serie sono
disponibili in differenti colori.

Colours
Upon request, the castors
of this series are available
in different colours.

Soluzioni speciali e personalizzate
Su richiesta, il nostro ufficio
tecnico è disponibile a studiare
con voi soluzioni speciali
e personalizzate.

Special and customized solutions
Upon request, our technical
department is available to study
with you special and customized
solutions.

Ruote per carrelli supermarket

Shopping carts castors

80 ÷ 100

SUPPORTO

Materiale:
lamiera d'acciaio

Piroettamento:
su doppio giro di sfere

Finitura:
zincata

RUOTA

MGP
Fascia: gomma sintetica grigia antitraccia - 88 Shore A
Nucleo: polipropilene

HOUSING

Material:
pressed steel

Swivel:
double ball bearing

Finishing:
zinc-chromatised

WHEEL

MGP
Tread: *non marking grey thermoplastic rubber - 88 Shore A*
Centre: *polypropylene*

MGP

mm							daN			
100	30		-	12 ●	35	130	80	LSZ7 MGP 100/30 F0-12 P ●	-	-
100	30		60x35x10		35	134	80	-	LSZ7 MGP 100/30 PF P	-
125	30		-	12 ●	38	155	100	LSZ7 MGP 125/30 F0-12 P ●	-	-
125	30		60x35x10		38	159	100	-	LSZ7 MGP 125/30 PF P	-
125	30		M10 x 35 - M12 x 35 ●		38	155	100	-	-	LSZ7 MGP 125/30 VB P ●
125	30		-	12 ●	38	155	100	LSZ7 MGP 125/30 F0-12 ●	-	-
125	30		60x35x10		38	159	100	-	LSZ7 MGP 125/30 PF	-
125	30		M10 x 35 - M12 x 35 ●		38	155	100	-	-	LSZ7 MGP 125/30 VB ●

Normative:
EN 12530.

Standards:
EN 12530.

Informazioni
● Specificare le misure dell'attacco.
● Su richiesta, disponibile Ø 10 mm con riduttore.

Information
● *Specify the fitting's dimension.*
● *Upon request, Ø 10 mm available with reducer.*

Informazioni
- Su richiesta le ruote sono disponibili con asse rivettato.

Information
- *Upon request, the castors are available with riveted axle.*

Soluzioni speciali e personalizzate
Su richiesta, il nostro ufficio tecnico è disponibile a studiare con voi soluzioni speciali e personalizzate.

Special and customized solutions
Upon request, our technical department is available to study with you special and customized solutions.

LS Supermarket

daN 40 ÷ 80

SUPPORTO

Materiale:
lamiera d'acciaio

Piroettamento:
su doppio giro di sfere

Finitura:
zincata

RUOTA

NTP
Fascia: poliuretano termoplastico 95 Shore A
Nucleo: poliammide

HOUSING

Material:
pressed steel

Swivel:
double ball bearing

Finishing:
zinc-chromatised

WHEEL

NTP
Tread: *injected PUR 95 Shore A*
Centre: *polyamide*

NTP

mm							daN			
125	30		-	12 ●	38	155	●	LSZ7 NTP 125/30 F0-12 ●	-	-
125	30		60x35x10		38	159	●	-	LSZ7 NTP 125/30 PF	-
125	30		M10 x 35 - M12 x 35 ●		38	155	●	-	-	LSZ7 NTP 125/30 VB ●

Normative:
EN 12530.

Standards:
EN 12530.

Informazioni
● Specificare le misure dell'attacco.
● Su richiesta, disponibile Ø 10 mm con riduttore.

Information
● *Specify the fitting's dimension.*
● *Upon request, Ø 10 mm available with reducer.*

Informazioni
● Portata:
80 daN su pavimentazione piana,
40 daN su tappeto mobile.

Information
● *Load capacity:*
80 daN per castor on floor,
40 daN on walkways.

Ada a per tappe mobili delle seguen dimensioni:
- Larghezza traccia: ~ 2,75 mm
- Larghezza scanalatura: ~ 5,7 mm
- Profondità scanalatura: ~ 10,00 mm

Suitable for travelator whose structure is:
- *Rail thickness: ~ 2,75 mm*
- *Groove dry space: ~ 5,7 mm*
- *Groove depth: ~ 10,00 mm*

Informazioni
- Su richiesta le ruote sono disponibili con asse rivettato.

Information
- *Upon request, the castors are available with riveted axle.*

Soluzioni speciali e personalizzate
Su richiesta, il nostro ufficio tecnico è disponibile a studiare con voi soluzioni speciali e personalizzate.

Special and customized solutions
Upon request, our technical department is available to study with you special and customized solutions.

Ruote per uso ospedaliero e riabilitazione

Medical and Reha castors

H2 Hospital

daN 150

C3 C2



SUPPORTO

Materiale:
H2T4
poliammide
H2L4
poliammide
elettroconduttivo

Piroettamento:
doppio cuscinetto
a sfere di precisione

Colore:
RAL 7035

RUOTA

NPP
Fascia:
poliuretano termoplastico
95 Shore A
Nucleo: poliammide

HPP
Fascia:
poliuretano termoplastico
elettroconduttivo - 95 Shore A
Nucleo:
poliammide elettroconduttivo

HOUSING

Material:
H2T4
polyamide
H2L4
electric conductive
polyamide

Swivel:
double precision ball
bearing

Colour:
RAL 7035

WHEEL

NPP
Tread:
injected PUR
95 Shore A
Centre: *polyamide*

HPP
Tread:
electric conductive
injected PUR - 95 Shore A
Centre:
electric conductive polyamide

mm

NPP

							daN	C3	C2	
125	2 x 15		Φ 28 x 98	M8/19	38	145	150	H2T4 NPP 125/15 SL-28 C3	H2T4 NPP 125/15 SL-28 C2	-
125	2 x 15		Φ 28 x 45	M8/19	38	145	150	-	-	H2T4 NPP 125/15 S0-28x45
150	2 x 15		Φ 28 x 98	M8/19	45	165	150	H2T4 NPP 150/15 SL-28 C3	H2T4 NPP 150/15 SL-28 C2	-
150	2 x 15		Φ 28 x 45	M8/19	45	165	150	-	-	H2T4 NPP 150/15 S0-28x45

HPP

125	2 x 15		Φ 28 x 98	M8/19	38	145	150	H2L4 HPP 125/15 SL-28 C3	H2L4 HPP 125/15 SL-28 C2	-
125	2 x 15		Φ 28 x 45	M8/19	38	145	150	-	-	H2L4 HPP 125/15 S0-28x45
150	2 x 15		Φ 28 x 98	M8/19	45	165	150	H2L4 HPP 150/15 SL-28 C3	H2L4 HPP 150/15 SL-28 C2	-
150	2 x 15		Φ 28 x 45	M8/19	45	165	150	-	-	H2L4 HPP 150/15 S0-28x45

Doppio pedale RAL 7035
Double lever RAL 7035

Plug rosso, verde e grigio
Red, green and grey plug

Leva trasmissione 28 mm
Transmission lever 28 mm

Leva trasmissione 65 mm
Transmission lever 65 mm

Certificazione TÜV
Gli eccellenti livelli qualitativi e di sicurezza raggiunti sono stati certificati dal TÜV, superando nettamente i valori previsti dalle normative (EN 12531 - ISO 22882).

TÜV Certified
The excellent levels of quality and safety achievements have been certified by TÜV obtaining higher performances than what set by the regulations (EN 12531 - ISO 22882).

Lavabilità
Ruote facilmente lavabili e disinfettabili con detersivi e detergenti di uso comune, sia in modo automatico che manuale, come da normali procedure ospedaliere.

Washable
Castors easy to clean and disinfect with detergents and cleaning agents commonly used in both automatic and manual, as usual hospital procedures.

Elettroconduttivo
Le ruote sono realizzate con materiali elettroconduttivi e presentano una resistività elettrica < 100.000 Ohm.

Electric conductive
The castors are made from electro conductive materials and they have an electric resistivity < 100.000 Ohm.

S2

	mm	Ø mm	mm
S2 - 31-28	31x31	Ø 28	60

Adattatore per tubi a sezione quadra
Adaptor for square section tube

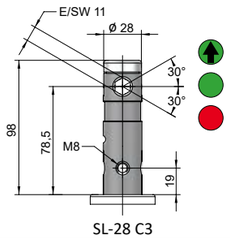

SL-28 C3

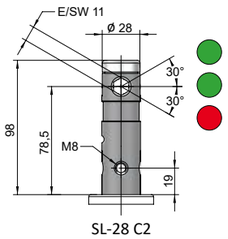

SL-28 C2

Normative:
EN 12531.

Standards:
EN 12531.

Gamma colori
Su richiesta, le ruote di questa serie sono disponibili in differenti colori.

Colours
Upon request, the castors of this series are available in different colours.

Soluzioni speciali e personalizzate
Su richiesta, il nostro ufficio tecnico è disponibile a studiare con voi soluzioni speciali e personalizzate.

Special and customized solutions
Upon request, our technical department is available to study with you special and customized solutions.

H2 Hospital — 150 daN — C3 — C2

SUPPORTO

Materiale:
H2T4
poliammide
H2L4
poliammide
elettroconduttivo

Piroettamento:
doppio cuscinetto
a sfere di precisione

Colore:
RAL 7035

RUOTA

NPP
Fascia:
poliuretano termoplastico
95 Shore A
Nucleo: poliammide

HPP
Fascia:
poliuretano termoplastico
elettroconduttivo - 95 Shore A
Nucleo:
poliammide elettroconduttivo

HOUSING

Material:
H2T4
polyamide
H2L4
electric conductive
polyamide

Swivel:
double precision ball
bearing

Colour:
RAL 7035

WHEEL

NPP
Tread:
injected PUR
95 Shore A
Centre: *polyamide*

HPP
Tread:
electric conductive
injected PUR - 95 Shore A
Centre:
electric conductive polyamide

mm

							daN	C3	C2	
125	2 x 15		Φ 32 x 50	M6/7	38	145	150	H2T4 NPP 125/15 SC-32 C3	H2T4 NPP 125/15 SC-32 C2	-
125	2 x 15		Φ 32 x 45	M6/7	38	145	150	-	-	H2T4 NPP 125/15 S0-32x45
150	2 x 15		Φ 32 x 50	M6/7	45	165	150	H2T4 NPP 150/15 SC-32 C3	H2T4 NPP 150/15 SC-32 C2	-
150	2 x 15		Φ 32 x 45	M6/7	45	165	150	-	-	H2T4 NPP 150/15 S0-32x45

125	2 x 15		Φ 32 x 50	M6/7	38	145	150	H2L4 HPP 125/15 SC-32 C3	H2L4 HPP 125/15 SC-32 C2	-
125	2 x 15		Φ 32 x 45	M6/7	38	145	150	-	-	H2L4 HPP 125/15 S0-32x45
150	2 x 15		Φ 32 x 50	M6/7	45	165	150	H2L4 HPP 150/15 SC-32 C3	H2L4 HPP 150/15 SC-32 C2	-
150	2 x 15		Φ 32 x 45	M6/7	45	165	150	-	-	H2L4 HPP 150/15 S0-32x45

Doppio pedale RAL 7035
Double lever RAL 7035

Plug rosso, verde e grigio
Red, green and grey plug

Leva trasmissione 28 mm
Transmission lever 28 mm

Leva trasmissione 65 mm
Transmission lever 65 mm

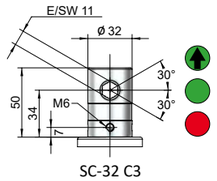

SC-32 C3

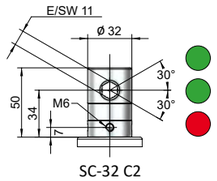

SC-32 C2

Certificazione TÜV
Gli eccellenti livelli qualitativi e di sicurezza raggiunti sono stati certificati dal TÜV, superando nettamente i valori previsti dalle normative (EN 12531 - ISO 22882).

TÜV Certified
The excellent levels of quality and safety achievements have been certified by TÜV obtaining higher performances than what set by the regulations (EN 12531 - ISO 22882).

Lavabilità
Ruote facilmente lavabili e disinfettabili con detersivi e detergenti di uso comune, sia in modo automatico che manuale, come da normali procedure ospedaliere.

Washable
Castors easy to clean and disinfect with detergents and cleaning agents commonly used in both automatic and manual, as usual hospital procedures.

Elettroconduttivo
Le ruote sono realizzate con materiali elettroconduttivi e presentano una resistività elettrica < 100.000 Ohm.

Electric conductive
The castors are made from electro conductive materials and they have an electric resistivity < 100.000 Ohm.

Normative:
EN 12531.

Standards:
EN 12531.

Gamma colori
Su richiesta, le ruote di questa serie sono disponibili in differenti colori.

Colours
Upon request, the castors of this series are available in different colours.

Soluzioni speciali e personalizzate
Su richiesta, il nostro ufficio tecnico è disponibile a studiare con voi soluzioni speciali e personalizzate.

Special and customized solutions
Upon request, our technical department is available to study with you special and customized solutions.

H1 Hospital

daN 150

C3 C2



SUPPORTO

Materiale:
H1T4
poliammide
H1L4
poliammide
elettroconduttivo

Piroettamento:
cuscinetto a sfere
di precisione

Colore:
RAL 7035 + RAL 7012

RUOTA

NPP
Fascia:
poliuretano termoplastico
95 Shore A
Nucleo: poliammide

HPP
Fascia:
poliuretano termoplastico
elettroconduttivo - 95 Shore A
Nucleo:
poliammide elettroconduttivo

HOUSING

Material:
H1T4
polyamide
H1L4
electric conductive
polyamide

Swivel:
precision ball bearing

Colour:
RAL 7035 + RAL 7012

WHEEL

NPP
Tread:
injected PUR
95 Shore A
Centre: *polyamide*

HPP
Tread:
electric conductive
injected PUR - 95 Shore A
Centre:
electric conductive polyamide

	mm							daN	C3	C2	C2
NPP	125	32		Φ 28 x 98	M8/19	35	168	150	H1T4 NPP 125/32 SL-28 C3 P 7012	H1T4 NPP 125/32 SL-28 C2 P 7012	-
	125	32		Φ 28 x 45	M8/19	35	168	150	-	-	H1T4 NPP 125/32 S0-28x45 P 7012
	150	32		Φ 28 x 98	M8/19	42	190	150	H1T4 NPP 150/32 SL-28 C3 P 7012	H1T4 NPP 150/32 SL-28 C2 P 7012	-
	150	32		Φ 28 x 45	M8/19	42	190	150	-	-	H1T4 NPP 150/32 S0-28x45 P 7012
	200	32		Φ 28 x 98	M8/19	55	238	150	H1T4 NPP 200/32 SL-28 C3 P 7012	H1T4 NPP 200/32 SL-28 C2 P 7012	-
	200	32		Φ 28 x 45	M8/19	55	238	150	-	-	H1T4 NPP 200/32 S0-28x45 P 7012
HPP	125	32		Φ 28 x 98	M8/19	35	168	150	H1L4 HPP 125/32 SL-28 C3 P 7012	H1L4 HPP 125/32 SL-28 C2 P 7012	-
	125	32		Φ 28 x 45	M8/19	35	168	150	-	-	H1L4 HPP 125/32 S0-28x45 P 7012
	150	32		Φ 28 x 98	M8/19	42	190	150	H1L4 HPP 150/32 SL-28 C3 P 7012	H1L4 HPP 150/32 SL-28 C2 P 7012	-
	150	32		Φ 28 x 45	M8/19	42	190	150		-	H1L4 HPP 150/32 S0-28x45 P 7012
	200	32		Φ 28 x 98	M8/19	55	238	150	H1L4 HPP 200/32 SL-28 C3 P 7012	H1L4 HPP 200/32 SL-28 C2 P 7012	-
	200	32		Φ 28 x 45	M8/19	55	238	150	-	-	H1L4 HPP 200/32 S0-28x45 P 7012

Doppio pedale RAL 7035
Double lever RAL 7035

Plug rosso, verde e grigio
Red, green and grey plug

Leva trasmissione 28 mm
Transmission lever 28 mm

Leva trasmissione 65 mm
Transmission lever 65 mm

Certificazione TÜV
Gli eccellenti livelli qualitativi e di sicurezza raggiunti sono stati certificati dal TÜV, superando nettamente i valori previsti dalle normative (EN 12531 - ISO 22882).

TÜV Certified
The excellent levels of quality and safety achievements have been certified by TÜV obtaining higher performances than what set by the regulations (EN 12531 - ISO 22882).

Lavabilità
Ruote facilmente lavabili e disinfettabili con detersivi e detergenti di uso comune, sia in modo automatico che manuale, come da normali procedure ospedaliere.

Washable
Castors easy to clean and disinfect with detergents and cleaning agents commonly used in both automatic and manual, as usual hospital procedures.

Elettroconduttivo
Le ruote sono realizzate con materiali elettroconduttivi e presentano una resistività elettrica < 100.000 Ohm.

Electric conductive
The castors are made from electro conductive materials and they have an electric resistivity < 100.000 Ohm.

S2

	⊡ mm	Ø mm	mm
S2 - 31-28	⊡ 31x31	Ø 28	60

Adattatore per tubi a sezione quadra
Adaptor for square section tube

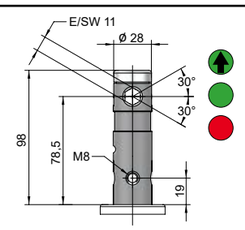

SL-28 C3

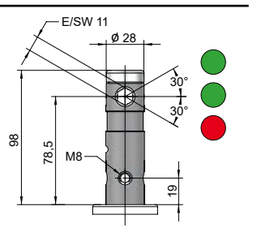

SL-28 C2

Normative:
EN 12531.

Standards:
EN 12531.

Gamma colori
Su richiesta, le ruote di questa serie sono disponibili in differenti colori.

Colours
Upon request, the castors of this series are available in different colours.

Soluzioni speciali e personalizzate
Su richiesta, il nostro ufficio tecnico è disponibile a studiare con voi soluzioni speciali e personalizzate.

Special and customized solutions
Upon request, our technical department is available to study with you special and customized solutions.

H1 Hospital

daN 150

C3 C2



SUPPORTO

Materiale:
H1T4
poliammide
H1L4
poliammide
elettroconduttivo

Piroettamento:
cuscinetto a sfere
di precisione

Colore:
RAL 7035 + RAL 7012

RUOTA

NPP
Fascia:
poliuretano termoplastico
95 Shore A
Nucleo: poliammide

HPP
Fascia:
poliuretano termoplastico
elettroconduttivo - 95 Shore A
Nucleo:
poliammide elettroconduttivo

HOUSING

Material:
H1T4
polyamide
H1L4
electric conductive
polyamide

Swivel:
precision ball bearing

Colour:
RAL 7035 + RAL 7012

WHEEL

NPP
Tread:
injected PUR
95 Shore A
Centre: *polyamide*

HPP
Tread:
electric conductive
injected PUR - 95 Shore A
Centre:
electric conductive polyamide

mm						daN		
NPP								
125	32		Φ 32 x 50	M6/7	35	168	150	H1T4 NPP 125/32 SC-32 C3 P 7012 / H1T4 NPP 125/32 SC-32 C2 P 7012 / -
125	32		Φ 32 x 45	M6/7	35	168	150	- / - / H1T4 NPP 125/32 S0-32x45 P 7012
150	32		Φ 32 x 50	M6/7	42	190	150	H1T4 NPP 150/32 SC-32 C3 P 7012 / H1T4 NPP 150/32 SC-32 C2 P 7012 / -
150	32		Φ 32 x 45	M6/7	42	190	150	- / - / H1T4 NPP 150/32 S0-32x45 P 7012
200	32		Φ 32 x 50	M6/7	55	238	150	H1T4 NPP 200/32 SC-32 C3 P 7012 / H1T4 NPP 200/32 SC-32 C2 P 7012 / -
200	32		Φ 32 x 45	M6/7	55	238	150	- / - / H1T4 NPP 200/32 S0-32x45 P 7012
HPP								
125	32		Φ 32 x 50	M6/7	35	168	150	H1L4 HPP 125/32 SC-32 C3 P 7012 / H1L4 HPP 125/32 SC-32 C2 P 7012 / -
125	32		Φ 32 x 45	M6/7	35	168	150	- / - / H1L4 HPP 125/32 S0-32x45 P 7012
150	32		Φ 32 x 50	M6/7	42	190	150	H1L4 HPP 150/32 SC-32 C3 P 7012 / H1L4 HPP 150/32 SC-32 C2 P 7012 / -
150	32		Φ 32 x 45	M6/7	42	190	150	- / - / H1L4 HPP 150/32 S0-32x45 P 7012
200	32		Φ 32 x 50	M6/7	55	238	150	H1L4 HPP 200/32 SC-32 C3 P 7012 / H1L4 HPP 200/32 SC-32 C2 P 7012 / -
200	32		Φ 32 x 45	M6/7	55	238	150	- / - / H1L4 HPP 200/32 S0-32x45 P 7012

Doppio pedale RAL 7035
Double lever RAL 7035

Plug rosso, verde e grigio
Red, green and grey plug

Leva trasmissione 28 mm
Transmission lever 28 mm

Leva trasmissione 65 mm
Transmission lever 65 mm

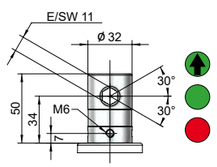

SC-32 C3

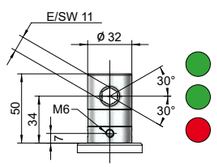

SC-32 C2

Certificazione TÜV
Gli eccellenti livelli qualitativi e di sicurezza raggiunti sono stati certificati dal TÜV, superando nettamente i valori previsti dalle normative (EN 12531 - ISO 22882).

TÜV Certified
The excellent levels of quality and safety achievements have been certified by TÜV obtaining higher performances than what set by the regulations (EN 12531 - ISO 22882).

Lavabilità
Ruote facilmente lavabili e disinfettabili con detersivi e detergenti di uso comune, sia in modo automatico che manuale, come da normali procedure ospedaliere.

Washable
Castors easy to clean and disinfect with detergents and cleaning agents commonly used in both automatic and manual, as usual hospital procedures.

Elettroconduttivo
Le ruote sono realizzate con materiali elettroconduttivi e presentano una resistività elettrica < 100.000 Ohm.

Electric conductive
The castors are made from electro conductive materials and they have an electric resistivity < 100.000 Ohm.

Normative:
EN 12531.

Standards:
EN 12531.

Gamma colori
Su richiesta, le ruote di questa serie sono disponibili in differenti colori.

Colours
Upon request, the castors of this series are available in different colours.

Soluzioni speciali e personalizzate
Su richiesta, il nostro ufficio tecnico è disponibile a studiare con voi soluzioni speciali e personalizzate.

Special and customized solutions
Upon request, our technical department is available to study with you special and customized solutions.

HC Hospital

daN 100

C3 C2

SUPPORTO

Materiale:
lamiera d'acciaio

Piroettamento:
su doppio giro di sfere

Finitura:
zincata

Carter:
poliammide

Colore:
RAL 7035

RUOTA

MGP
Fascia: gomma sintetica grigia antitraccia - 88 Shore A
Nucleo: polipropilene

HPP
Fascia: poliuretano termoplastico elettroconduttivo - 95 Shore A
Nucleo: poliammide elettroconduttivo

HOUSING

Material:
pressed steel

Swivel:
double ball bearing

Finishing:
zinc-chromatised

Carter:
polyamide

Colour: *RAL 7035*

WHEEL

MGP
Tread: *non marking grey thermoplastic rubber - 88 Shore A*
Centre: *polypropylene*

HPP
Tread: *electric conductive injected PUR - 95 Shore A*
Centre: *electric conductive polyamide*

	mm							daN	C3	C2	
MGP	125	30		Φ 28 x 98	M8/19	41	162	100	HCZ7 MGP 125/30 SL-28 C3 P	HCZ7 MGP 125/30 SL-28 C2 P	-
	125	30		Φ 28 x 45	M8/19	41	162	100	-	-	HCZ7 MGP 125/30 S0-28x45 P
	150	30		Φ 28 x 98	M8/19	46	188	100	HCZ7 MGP 150/30 SL-28 C3 P	HCZ7 MGP 150/30 SL-28 C2 P	-
	150	30		Φ 28 x 45	M8/19	46	188	100	-	-	HCZ7 MGP 150/30 S0-28x45 P
HPP	125	30		Φ 28 x 98	M8/19	41	162	100	HCZ7 HPP 125/30 SL-28 C3 P	HCZ7 HPP 125/30 SL-28 C2 P	-
	125	30		Φ 28 x 45	M8/19	41	162	100	-	-	HCZ7 HPP 125/30 S0-28x45 P
	150	30		Φ 28 x 98	M8/19	46	188	100	HCZ7 HPP 150/30 SL-28 C3 P	HCZ7 HPP 150/30 SL-28 C2 P	-
	150	30		Φ 28 x 45	M8/19	46	188	100	-	-	HCZ7 HPP 150/30 S0-28x45 P

Doppio pedale RAL 7035
Double lever RAL 7035

Plug rosso, verde e grigio
Red, green and grey plug

Leva trasmissione 28 mm
Transmission lever 28 mm

Leva trasmissione 65 mm
Transmission lever 65 mm

Elettroconduttivo
Le ruote sono realizzate con materiali elettroconduttivi e presentano una resistività elettrica < 100.000 Ohm.

Electric conductive
The castors are made from electro conductive materials and they have an electric resistivity < 100.000 Ohm.

Normative:
EN 12530.

Standards:
EN 12530.

Gamma colori
Su richiesta, le ruote di questa serie sono disponibili in differenti colori.

Colours
Upon request, the castors of this series are available in different colours.

S2

	mm	Ø mm	mm
S2 - 31-28	31x31	Ø 28	60

Adattatore per tubi a sezione quadra
Adaptor for square section tube

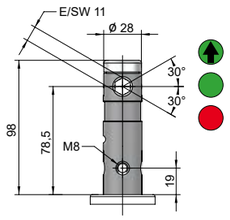

SL-28 C3

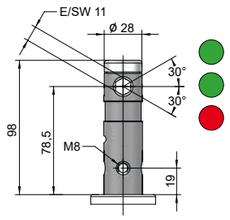

SL-28 C2

Soluzioni speciali e personalizzate
Su richiesta, il nostro ufficio tecnico è disponibile a studiare con voi soluzioni speciali e personalizzate.

Special and customized solutions
Upon request, our technical department is available to study with you special and customized solutions.

Antibattericità
Su richiesta, produzione di coperture di rivestimento in materiale termoplastico con specifici additivi inibitori contro l'insorgenza e la proliferazione di microrganismi quali batteri, virus, germi, muffe e alghe.

Antibacterial
Upon request, cover caps are available, made from thermoplastics, with specific additives, suppressants of microorganisms onset/proliferation such as bacteria, viruses, germs, moulds and algae.

HC Hospital

daN 100

C3 C2

SUPPORTO

Materiale:
lamiera d'acciaio

Piroettamento:
su doppio giro di sfere

Finitura:
zincata

Carter:
poliammide

Colore:
RAL 7035

RUOTA

MGP
Fascia: gomma sintetica grigia antitraccia - 88 Shore A
Nucleo: polipropilene

HPP
Fascia: poliuretano termoplastico elettroconduttivo - 95 Shore A
Nucleo: poliammide elettroconduttivo

HOUSING

Material:
pressed steel

Swivel:
double ball bearing

Finishing:
zinc-chromatised

Carter:
polyamide

Colour: *RAL 7035*

WHEEL

MGP
Tread: *non marking grey thermoplastic rubber - 88 Shore A*
Centre: *polypropylene*

HPP
Tread: *electric conductive injected PUR - 95 Shore A*
Centre: *electric conductive polyamide*

mm							daN			
MGP	125	30		Φ 32 x 50	M6/7	41	162	100	HCZ7 MGP 125/30 SC-32 C3 P	HCZ7 MGP 125/30 SC-32 C2 P	-
	125	30		Φ 32 x 45	M6/7	41	162	100	-	-	HCZ7 MGP 125/30 S0-32x45 P
	150	30		Φ 32 x 50	M6/7	46	188	100	HCZ7 MGP 150/30 SC-32 C3 P	HCZ7 MGP 150/30 SC-32 C2 P	-
	150	30		Φ 32 x 45	M6/7	46	188	100	-	-	HCZ7 MGP 150/30 S0-32x45 P
HPP	125	30		Φ 32 x 50	M6/7	41	162	100	HCZ7 HPP 125/30 SC-32 C3 P	HCZ7 HPP 125/30 SC-32 C2 P	-
	125	30		Φ 32 x 45	M6/7	41	162	100	-	-	HCZ7 HPP 125/30 S0-32x45 P
	150	30		Φ 32 x 50	M6/7	46	188	100	HCZ7 HPP 150/30 SC-32 C3 P	HCZ7 HPP 150/30 SC-32 C2 P	-
	150	30		Φ 32 x 45	M6/7	46	188	100	-	-	HCZ7 HPP 150/30 S0-32x45 P

Doppio pedale RAL 7035
Double lever RAL 7035

Plug rosso, verde e grigio
Red, green and grey plug

Leva trasmissione 28 mm
Transmission lever 28 mm

Leva trasmissione 65 mm
Transmission lever 65 mm

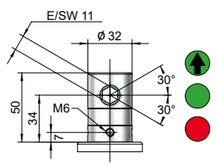

SC-32 C3

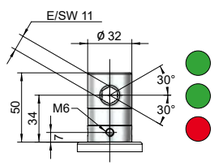

SC-32 C2

Elettroconduttivo
Le ruote sono realizzate con materiali elettroconduttivi e presentano una resistività elettrica < 100.000 Ohm.

Electric conductive
The castors are made from electro conductive materials and they have an electric resistivity < 100.000 Ohm.

Normative:
EN 12530.

Standards:
EN 12530.

Gamma colori
Su richiesta, le ruote di questa serie sono disponibili in differenti colori.

Colours
Upon request, the castors of this series are available in different colours.

Soluzioni speciali e personalizzate
Su richiesta, il nostro ufficio tecnico è disponibile a studiare con voi soluzioni speciali e personalizzate.

Special and customized solutions
Upon request, our technical department is available to study with you special and customized solutions.

Antibattericità
Su richiesta, produzione di coperture di rivestimento in materiale termoplastico con specifici additivi inibitori contro l'insorgenza e la proliferazione di microrganismi quali batteri, virus, germi, muffe e alghe.

Antibacterial
Upon request, cover caps are available, made from thermoplastics, with specific additives, suppressants of microorganisms onset/proliferation such as bacteria, viruses, germs, moulds and algae.

HS Hospital

daN 80 ÷ 100

C3 C2

SUPPORTO

Materiale:
lamiera d'acciaio

Piroettamento:
su doppio giro di sfere

Finitura:
zincata

RUOTA

MGP
Fascia: gomma sintetica grigia antitraccia - 88 Shore A
Nucleo: polipropilene

HPP
Fascia: poliuretano termoplastico elettroconduttivo - 95 Shore A
Nucleo: poliammide elettroconduttivo

HOUSING

Material:
pressed steel

Swivel:
double ball bearing

Finishing:
zinc-chromatised

WHEEL

MGP
Tread: *non marking grey thermoplastic rubber - 88 Shore A*
Centre: *polypropylene*

HPP
Tread: *electric conductive injected PUR - 95 Shore A*
Centre: *electric conductive polyamide*

mm							daN	C3	C2
MGP MGP									
100	30		Φ 28 x 98	M8/19	41	137	80	HSZ7 MGP 100/30 SL-28 C3	HSZ7 MGP 100/30 SL-28 C2
125	30		Φ 28 x 98	M8/19	41	162	100	HSZ7 MGP 125/30 SL-28 C3	HSZ7 MGP 125/30 SL-28 C2
150	30		Φ 28 x 98	M8/19	46	188	100	HSZ7 MGP 150/30 SL-28 C3	HSZ7 MGP 150/30 SL-28 C2
100	30		Φ 28 x 98	M8/19	41	137	80	HSZ7 MGP 100/30 SL-28 C3 P	HSZ7 MGP 100/30 SL-28 C2 P
125	30		Φ 28 x 98	M8/19	41	162	100	HSZ7 MGP 125/30 SL-28 C3 P	HSZ7 MGP 125/30 SL-28 C2 P
150	30		Φ 28 x 98	M8/19	46	188	100	HSZ7 MGP 150/30 SL-28 C3 P	HSZ7 MGP 150/30 SL-28 C2 P
HPP									
100	30		Φ 28 x 98	M8/19	41	137	80	HSZ7 HPP 100/30 SL-28 C3 P	HSZ7 HPP 100/30 SL-28 C2 P
125	30		Φ 28 x 98	M8/19	41	162	100	HSZ7 HPP 125/30 SL-28 C3 P	HSZ7 HPP 125/30 SL-28 C2 P
150	30		Φ 28 x 98	M8/19	46	188	100	HSZ7 HPP 150/30 SL-28 C3 P	HSZ7 HPP 150/30 SL-28 C2 P

Doppio pedale RAL 7035
Double lever RAL 7035

Plug rosso, verde e grigio
Red, green and grey plug

Leva trasmissione 28 mm
Transmission lever 28 mm

Leva trasmissione 65 mm
Transmission lever 65 mm

Elettroconduttivo
Le ruote sono realizzate con materiali elettroconduttivi e presentano una resistività elettrica < 100.000 Ohm.

Electric conductive
The castors are made from electro conductive materials and they have an electric resistivity < 100.000 Ohm.

Normative:
EN 12530.

Standards:
EN 12530.

Soluzioni speciali e personalizzate
Su richiesta, il nostro ufficio tecnico è disponibile a studiare con voi soluzioni speciali e personalizzate.

Special and customized solutions
Upon request, our technical department is available to study with you special and customized solutions.

S2

	⊡ mm	Ø mm	mm
S2 - 31-28	⊡ 31x31	Ø 28	60

Adattatore per tubi a sezione quadra
Adaptor for square section tube

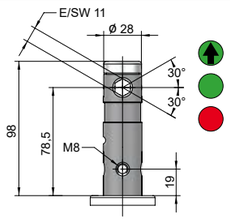

SL-28 C3

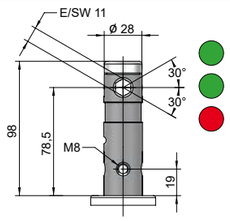

SL-28 C2

HS Hospital

daN 80 ÷ 100

BP DD FA

SUPPORTO

Materiale:
lamiera d'acciaio

Piroettamento:
su doppio giro di sfere

Finitura:
zincata

RUOTA

MGO - MGP
Fascia: gomma sintetica grigia antitraccia - 88 Shore A
Nucleo: polipropilene

HPP
Fascia: poliuretano termoplastico elettroconduttivo - 95 Shore A
Nucleo: poliammide elettroconduttivo

HOUSING

Material:
pressed steel

Swivel:
double ball bearing

Finishing:
zinc-chromatised

WHEEL

MGO - MGP
Tread: *non marking grey thermoplastic rubber - 88 Shore A*
Centre: *polypropylene*

HPP
Tread: *electric conductive injected PUR - 95 Shore A*
Centre: *electric conductive polyamide*

mm								daN				
MGO	100	30		Φ 28 x 45	M8/19	41	137	80	HSZ7 MGO 100/30 S0-28x45	HSZ7 MGO 100/30 S0-28x45 BP	HSZ7 MGO 100/30 S0-28x45 DD	HSZ7 MGO 100/30 S0-28x45 FA
	125	30		Φ 28 x 45	M8/19	41	162	100	HSZ7 MGO 125/30 S0-28x45	HSZ7 MGO 125/30 S0-28x45 BP	HSZ7 MGO 125/30 S0-28x45 DD	HSZ7 MGO 125/30 S0-28x45 FA
	150	30		Φ 28 x 45	M8/19	46	188	100	HSZ7 MGO 150/30 S0-28x45	HSZ7 MGO 150/30 S0-28x45 BP	HSZ7 MGO 150/30 S0-28x45 DD	HSZ7 MGO 150/30 S0-28x45 FA
MGP	100	30		Φ 28 x 45	M8/19	41	137	80	HSZ7 MGP 100/30 S0-28x45	HSZ7 MGP 100/30 S0-28x45 BP	HSZ7 MGP 100/30 S0-28x45 DD	HSZ7 MGP 100/30 S0-28x45 FA
	125	30		Φ 28 x 45	M8/19	41	162	100	HSZ7 MGP 125/30 S0-28x45	HSZ7 MGP 125/30 S0-28x45 BP	HSZ7 MGP 125/30 S0-28x45 DD	HSZ7 MGP 125/30 S0-28x45 FA
	150	30		Φ 28 x 45	M8/19	46	188	100	HSZ7 MGP 150/30 S0-28x45	HSZ7 MGP 150/30 S0-28x45 BP	HSZ7 MGP 150/30 S0-28x45 DD	HSZ7 MGP 150/30 S0-28x45 FA
MGP	100	30		Φ 28 x 45	M8/19	41	137	80	HSZ7 MGP 100/30 S0-28x45 P	HSZ7 MGP 100/30 S0-28x45 BP P	HSZ7 MGP 100/30 S0-28x45 DD P	HSZ7 MGP 100/30 S0-28x45 FA P
	125	30		Φ 28 x 45	M8/19	41	162	100	HSZ7 MGP 125/30 S0-28x45 P	HSZ7 MGP 125/30 S0-28x45 BP P	HSZ7 MGP 125/30 S0-28x45 DD P	HSZ7 MGP 125/30 S0-28x45 FA P
	150	30		Φ 28 x 45	M8/19	46	188	100	HSZ7 MGP 150/30 S0-28x45 P	HSZ7 MGP 150/30 S0-28x45 BP P	HSZ7 MGP 150/30 S0-28x45 DD P	HSZ7 MGP 150/30 S0-28x45 FA P
HPP	100	30		Φ 28 x 45	M8/19	41	137	80	HSZ7 HPP 100/30 S0-28x45 P	HSZ7 HPP 100/30 S0-28x45 BP P	HSZ7 HPP 100/30 S0-28x45 DD P	HSZ7 HPP 100/30 S0-28x45 FA P
	125	30		Φ 28 x 45	M8/19	41	162	100	HSZ7 HPP 125/30 S0-28x45 P	HSZ7 HPP 125/30 S0-28x45 BP P	HSZ7 HPP 125/30 S0-28x45 DD P	HSZ7 HPP 125/30 S0-28x45 FA P
	150	30		Φ 28 x 45	M8/19	46	188	100	HSZ7 HPP 150/30 S0-28x45 P	HSZ7 HPP 150/30 S0-28x45 BP P	HSZ7 HPP 150/30 S0-28x45 DD P	HSZ7 HPP 150/30 S0-28x45 FA P

S2

	⧈ mm	Ø mm	mm
S2 - 31-28	⧈ 31x31	Ø 28	60

Adattatore per tubi a sezione quadra
Adaptor for square section tube

Elettroconduttivo
Le ruote sono realizzate con materiali elettroconduttivi e presentano una resistività elettrica < 100.000 Ohm.

Electric conductive
The castors are made from electro conductive materials and they have an electric resistivity < 100.000 Ohm.

Normative:
EN 12530.

Standards:
EN 12530.

Soluzioni speciali e personalizzate
Su richiesta, il nostro ufficio tecnico è disponibile a studiare con voi soluzioni speciali e personalizzate.

Special and customized solutions
Upon request, our technical department is available to study with you special and customized solutions.

HS Hospital

daN 80 ÷ 100

C3 C2

SUPPORTO

Materiale:
lamiera d'acciaio

Piroettamento:
su doppio giro di sfere

Finitura:
zincata

RUOTA

MGP
Fascia: gomma sintetica grigia antitraccia - 88 Shore A
Nucleo: polipropilene

HPP
Fascia: poliuretano termoplastico elettroconduttivo - 95 Shore A
Nucleo: poliammide elettroconduttivo

HOUSING

Material:
pressed steel

Swivel:
double ball bearing

Finishing:
zinc-chromatised

WHEEL

MGP
Tread: *non marking grey thermoplastic rubber - 88 Shore A*
Centre: *polypropylene*

HPP
Tread: *electric conductive injected PUR - 95 Shore A*
Centre: *electric conductive polyamide*

mm							daN	C3	C2
MGP MGP	100	30		Φ 32 x 50	M6/7	41	137	80	HSZ7 MGP 100/30 SC-32 C3	HSZ7 MGP 100/30 SC-32 C2
	125	30		Φ 32 x 50	M6/7	41	162	100	HSZ7 MGP 125/30 SC-32 C3	HSZ7 MGP 125/30 SC-32 C2
	150	30		Φ 32 x 50	M6/7	46	188	100	HSZ7 MGP 150/30 SC-32 C3	HSZ7 MGP 150/30 SC-32 C2
	100	30		Φ 32 x 50	M6/7	41	137	80	HSZ7 MGP 100/30 SC-32 C3 P	HSZ7 MGP 100/30 SC-32 C2 P
	125	30		Φ 32 x 50	M6/7	41	162	100	HSZ7 MGP 125/30 SC-32 C3 P	HSZ7 MGP 125/30 SC-32 C2 P
	150	30		Φ 32 x 50	M6/7	46	188	100	HSZ7 MGP 150/30 SC-32 C3 P	HSZ7 MGP 150/30 SC-32 C2 P
HPP	100	30		Φ 32 x 50	M6/7	41	137	80	HSZ7 HPP 100/30 SC-32 C3 P	HSZ7 HPP 100/30 SC-32 C2 P
	125	30		Φ 32 x 50	M6/7	41	162	100	HSZ7 HPP 125/30 SC-32 C3 P	HSZ7 HPP 125/30 SC-32 C2 P
	150	30		Φ 32 x 50	M6/7	46	188	100	HSZ7 HPP 150/30 SC-32 C3 P	HSZ7 HPP 150/30 SC-32 C2 P

Doppio pedale RAL 7035
Double lever RAL 7035

Plug rosso, verde e grigio
Red, green and grey plug

Leva trasmissione 28 mm
Transmission lever 28 mm

Leva trasmissione 65 mm
Transmission lever 65 mm

Elettroconduttivo
Le ruote sono realizzate con materiali elettroconduttivi e presentano una resistività elettrica < 100.000 Ohm.

Electric conductive
The castors are made from electro conductive materials and they have an electric resistivity < 100.000 Ohm.

Normative:
EN 12530.

Standards:
EN 12530.

Soluzioni speciali e personalizzate
Su richiesta, il nostro ufficio tecnico è disponibile a studiare con voi soluzioni speciali e personalizzate.

Special and customized solutions
Upon request, our technical department is available to study with you special and customized solutions.

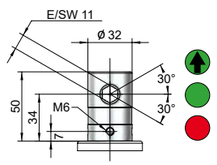

SC-32 C3

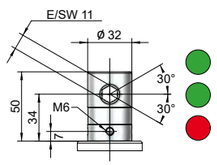

SC-32 C2

HS Hospital

daN 80 ÷ 100

BP DD FA

SUPPORTO

Materiale:
lamiera d'acciaio

Piroettamento:
su doppio giro di sfere

Finitura:
zincata

RUOTA

MGO - MGP
Fascia: gomma sintetica grigia antitraccia - 88 Shore A
Nucleo: polipropilene

HPP
Fascia: poliuretano termoplastico elettroconduttivo - 95 Shore A
Nucleo: poliammide elettroconduttivo

HOUSING

Material:
pressed steel

Swivel:
double ball bearing

Finishing:
zinc-chromatised

WHEEL

MGO - MGP
Tread: *non marking grey thermoplastic rubber - 88 Shore A*
Centre: *polypropylene*

HPP
Tread: *electric conductive injected PUR - 95 Shore A*
Centre: *electric conductive polyamide*

	mm			daN							
MGO	100	30		Φ 32 x 45	M6/7	41	137	80	HSZ7 MGO 100/30 S0-32x45	HSZ7 MGO 100/30 S0-32x45 BP	HSZ7 MGO 100/30 S0-32x45 DD	HSZ7 MGO 100/30 S0-32x45 FA
	125	30		Φ 32 x 45	M6/7	41	162	100	HSZ7 MGO 125/30 S0-32x45	HSZ7 MGO 125/30 S0-32x45 BP	HSZ7 MGO 125/30 S0-32x45 DD	HSZ7 MGO 125/30 S0-32x45 FA
	150	30		Φ 32 x 45	M6/7	46	188	100	HSZ7 MGO 150/30 S0-32x45	HSZ7 MGO 150/30 S0-32x45 BP	HSZ7 MGO 150/30 S0-32x45 DD	HSZ7 MGO 150/30 S0-32x45 FA
MGP	100	30		Φ 32 x 45	M6/7	41	137	80	HSZ7 MGP 100/30 S0-32x45	HSZ7 MGP 100/30 S0-32x45 BP	HSZ7 MGP 100/30 S0-32x45 DD	HSZ7 MGP 100/30 S0-32x45 FA
	125	30		Φ 32 x 45	M6/7	41	162	100	HSZ7 MGP 125/30 S0-32x45	HSZ7 MGP 125/30 S0-32x45 BP	HSZ7 MGP 125/30 S0-32x45 DD	HSZ7 MGP 125/30 S0-32x45 FA
	150	30		Φ 32 x 45	M6/7	46	188	100	HSZ7 MGP 150/30 S0-32x45	HSZ7 MGP 150/30 S0-32x45 BP	HSZ7 MGP 150/30 S0-32x45 DD	HSZ7 MGP 150/30 S0-32x45 FA
MGP	100	30		Φ 32 x 45	M6/7	41	137	80	HSZ7 MGP 100/30 S0-32x45 P	HSZ7 MGP 100/30 S0-32x45 BP P	HSZ7 MGP 100/30 S0-32x45 DD P	HSZ7 MGP 100/30 S0-32x45 FA P
	125	30		Φ 32 x 45	M6/7	41	162	100	HSZ7 MGP 125/30 S0-32x45 P	HSZ7 MGP 125/30 S0-32x45 BP P	HSZ7 MGP 125/30 S0-32x45 DD P	HSZ7 MGP 125/30 S0-32x45 FA P
	150	30		Φ 32 x 45	M6/7	46	188	100	HSZ7 MGP 150/30 S0-32x45 P	HSZ7 MGP 150/30 S0-32x45 BP P	HSZ7 MGP 150/30 S0-32x45 DD P	HSZ7 MGP 150/30 S0-32x45 FA P
HPP	100	30		Φ 32 x 45	M6/7	41	137	80	HSZ7 HPP 100/30 S0-32x45 P	HSZ7 HPP 100/30 S0-32x45 BP P	HSZ7 HPP 100/30 S0-32x45 DD P	HSZ7 HPP 100/30 S0-32x45 FA P
	125	30		Φ 32 x 45	M6/7	41	162	100	HSZ7 HPP 125/30 S0-32x45 P	HSZ7 HPP 125/30 S0-32x45 BP P	HSZ7 HPP 125/30 S0-32x45 DD P	HSZ7 HPP 125/30 S0-32x45 FA P
	150	30		Φ 32 x 45	M6/7	46	188	100	HSZ7 HPP 150/30 S0-32x45 P	HSZ7 HPP 150/30 S0-32x45 BP P	HSZ7 HPP 150/30 S0-32x45 DD P	HSZ7 HPP 150/30 S0-32x45 FA P

Elettroconduttivo
Le ruote sono realizzate con materiali elettroconduttivi e presentano una resistività elettrica < 100.000 Ohm.

Electric conductive
The castors are made from electro conductive materials and they have an electric resistivity < 100.000 Ohm.

Normative:
EN 12530.

Standards:
EN 12530.

Soluzioni speciali e personalizzate
Su richiesta, il nostro ufficio tecnico è disponibile a studiare con voi soluzioni speciali e personalizzate.

Special and customized solutions
Upon request, our technical department is available to study with you special and customized solutions.

SUPPORTO

Materiale:
lamiera d'acciaio

Piroettamento:
cuscinetto a sfere di precisione

Finitura:
cromata

RUOTA

MGP
Fascia: gomma sintetica grigia antitraccia - 88 Shore A
Nucleo: polipropilene

HOUSING

Material:
pressed steel

Swivel:
precision ball bearing

Finishing:
polished

WHEEL

MGP
Tread: *non marking grey thermoplastic rubber - 88 Shore A*
Centre: *polypropylene*

MGP

mm								daN		
200	40		-	-	12	56	238	100	MSC4 MGP 200/40 F0-12 C	MSC4 MGP 200/40 F0-12 BP C
200	45		-	-	12	56	238	100	MSC4 MGP 200/45 F0-12	MSC4 MGP 200/45 F0-12 BP

Normative:
EN 12530.

Standards:
EN 12530.

Soluzioni speciali e personalizzate
Su richiesta, il nostro ufficio tecnico è disponibile a studiare con voi soluzioni speciali e personalizzate.

Special and customized solutions
Upon request, our technical department is available to study with you special and customized solutions.

Ruote sciolte per collettività

Institutional wheels

MG

daN 20 ÷ 100

Fascia: gomma sintetica grigia antitraccia

Nucleo: polipropilene

Mozzo: MGO: foro passante
MGC: cuscinetti a sfere di precisione, INOX

Durezza della fascia: 88 Shore A

Temperatura di lavoro: da -20 a +60°C

Tread: *non marking grey thermoplastic rubber*

Centre: *polypropylene*

Hub: *MGO: plain bearing*
MGC: stainless steel precision ball bearings

Hardness of tread: *88 Shore A*

Temperature range: *from -20 to +60°C*

MGO

mm				daN		
40	16	7	18,5	20		MGO 040/16 - 7x18,5
50	18	8	21,5	30		MGO 050/18 - 8x21,5
60	22	10	28,5	40		MGO 060/22 - 10x28,5
75	22	8	26,5	50		MGO 075/22 - 8x26,5
75	25	10	28,5	50		MGO 075/25 - 10x28,5
80	22	10	28,5	50		MGO 080/22 - 10x28,5
100	22	10	28,5	60		MGO 100/22 - 10x28,5
100	30	12	35,5	80		MGO 100/30 - 12x35,5
125	30	12	35,5	100		MGO 125/30 - 12x35,5
150	30	12	35,5	100		MGO 150/30 - 12x35,5

MGC

60	22	6	30	40		MGC 060/22 - 6x30
80	22	6	30	50		MGC 080/22 - 6x30
100	22	6	30	60		MGC 100/22 - 6x30
100	30	8	37	80		MGC 100/30 - 8x37
125	30	8	37	100		MGC 125/30 - 8x37
150	30	8	37	100		MGC 150/30 - 8x37

Acciaio INOX
Completamente lavabile,
con componenti metallici
realizzati interamente
in acciaio inossidabile.

Stainless steel
Totally washable,
with metal components integrally
made from stainless steel.

Normative:
EN 12530.

Standards:
EN 12530.

Soluzioni speciali e personalizzate
Su richiesta, il nostro ufficio
tecnico è disponibile a studiare
con voi soluzioni speciali
e personalizzate.

Special and customized solutions
Upon request, our technical
department is available to study
with you special and customized
solutions.

MG

daN 40 ÷ 100

Fascia: gomma sintetica grigia antitraccia

Nucleo: polipropilene

Mozzo: cuscinetti a sfere di precisione

Durezza della fascia: 88 Shore A

Temperatura di lavoro: da -20 a +60°C

Tread: *non marking grey thermoplastic rubber*

Centre: *polypropylene*

Hub: *precision ball bearings*

Hardness of tread: *88 Shore A*

Temperature range: *from -20 to +60°C*

MGP

mm				daN		
60	22	6	30	40		MGP 060/22 - 6x30
80	22	6	30	50		MGP 080/22 - 6x30
100	22	6	30	60		MGP 100/22 - 6x30
100	30	8	37	80		MGP 100/30 - 8x37
125	30	8	37	100		MGP 125/30 - 8x37
125	30	8	45	100		MGP 125/30 - 8x45
150	30	8	37	100		MGP 150/30 - 8x37
150	40	8	53	100		MGP 150/40 - 8x53
200	40	8	53	100		MGP 200/40 - 8x53

MGP

80	22	6	30	50		MGP 080/22 - 6x30 P
100	22	6	30	60		MGP 100/22 - 6x30 P
100	30	8	37	80		MGP 100/30 - 8x37 P
125	30	8	37	100		MGP 125/30 - 8x37 P
150	30	8	37	100		MGP 150/30 - 8x37 P

HP

daN 30 ÷ 100

Fascia: poliuretano termoplastico elettroconduttivo

Nucleo: poliammide elettroconduttivo

Mozzo: HPO: foro passante
HPC: cuscinetti a sfere di precisione, INOX

Durezza della fascia: 95 Shore A

Temperatura di lavoro: da -40 a +80°C

Tread: *electric conductive injected PUR*

Centre: *electric conductive polyamide*

Hub: *HPO: plain bearing*
HPC: stainless steel precision ball bearings

Hardness of tread: *95 Shore A*

Temperature range: *from -40 to +80°C*

HPO

mm				daN		
50	18	8	21,5	30		HPO 050/18 - 8x21,5
60	22	10	28,5	40		HPO 060/22 - 10x28,5
80	22	10	28,5	50		HPO 080/22 - 10x28,5
100	22	10	28,5	60		HPO 100/22 - 10x28,5

HPC

100	30	8	37	80		HPC 100/30 - 8x37
125	30	8	37	100		HPC 125/30 - 8x37
150	30	8	37	100		HPC 150/30 - 8x37

Acciaio INOX
Completamente lavabile,
con componenti metallici
realizzati interamente
in acciaio inossidabile.

Stainless steel
Totally washable,
with metal components integrally
made from stainless steel.

Elettroconduttivo
Le ruote sono realizzate
con materiali elettroconduttivi
e presentano una resistività
elettrica < 100.000 Ohm.

Electric conductive
The castors are made from
electro conductive materials
and they have an electric
resistivity < 100.000 Ohm.

Normative:
EN 12530.

Standards:
EN 12530.

HP

daN 80 ÷ 100

Fascia: poliuretano termoplastico elettroconduttivo

Nucleo: poliammide elettroconduttivo

Mozzo: cuscinetti a sfere di precisione

Durezza della fascia: 95 Shore A

Temperatura di lavoro: da -40 a +80°C

Tread: *electric conductive injected PUR*

Centre: *electric conductive polyamide*

Hub: *precision ball bearings*

Hardness of tread: *95 Shore A*

Temperature range: *from -40 to +80°C*

HPP

mm				daN		
100	30	8	37	80		HPP 100/30 - 8x37
125	30	8	37	100		HPP 125/30 - 8x37
150	30	8	37	100		HPP 150/30 - 8x37

HPP

100	30	8	37	80		HPP 100/30 - 8x37 P
125	30	8	37	100		HPP 125/30 - 8x37 P
150	30	8	37	100		HPP 150/30 - 8x37 P

Soluzioni speciali e personalizzate
Su richiesta, il nostro ufficio
tecnico è disponibile a studiare
con voi soluzioni speciali
e personalizzate.

Special and customized solutions
Upon request, our technical
department is available to study
with you special and customized
solutions.

NS

daN 30 ÷ 100

Fascia e nucleo: poliammide nero

Mozzo: foro passante

Durezza della fascia: 75 Shore D

Temperatura di lavoro: da -40 a +80°C

Tread e Centre: *black polyamide*

Hub: *plain bearing*

Hardness of tread: *75 Shore D*

Temperature range: *from -40 to +80°C*

NSO

mm				daN		
40	16	7	18,5	30		NSO 040/16 - 7x18,5
50	18	8	21,5	40		NSO 050/18 - 8x21,5
60	22	10	28,5	70		NSO 060/22 - 10x28,5
80	22	10	28,5	80		NSO 080/22 - 10x28,5
100	30	12	35,5	100		NSO 100/30 - 12x35,5
125	32	12	35,5	100		NSO 125/32 - 12x35,5

Normative:
EN 12530.

Standards:
EN 12530.

Soluzioni speciali e personalizzate
Su richiesta, il nostro ufficio tecnico è disponibile a studiare con voi soluzioni speciali e personalizzate.

Special and customized solutions
Upon request, our technical department is available to study with you special and customized solutions.

RG - MG

daN daN 60 ÷ 70

Fascia: gomma sintetica grigia antitraccia

Nucleo: polipropilene

Mozzo: cuscinetti a sfere di precisione

Durezza della fascia: 65 Shore A

Temperatura di lavoro: da -20 a +60°C

Tread: *non marking grey thermoplastic rubber*

Centre: *polypropylene*

Hub: *precision ball bearings*

Hardness of tread: *65 Shore A*

Temperature range: *from -20 to +60°C*

RGP

mm				daN		
150	30	8	36	60		RGP 150/30 - 8x36
200	30	8	53	70		RGP 200/30 - 8x53
200	30	8	60	70		RGP 200/30 - 8x60
200	45	8	53	70		RGP 200/45 - 8x53
200	45	8	60	70		RGP 200/45 - 8x60

MGP

200	45	8	53	70		MGP 200/45 - 8x53
200	45	8	60	70		MGP 200/45 - 8x60



Fascia e nucleo: resina poliolefinica

Mozzo: foro passante

Durezza della fascia: 95 Shore A

Temperatura di lavoro: da -20 a +60°C

Tread e Centre: *polyolefinic resin*

Hub: *plain bearing*

Hardness of tread: *95 Shore A*

Temperature range: *from -20 to +60°C*

BSO

mm				daN		
95	7	10,2	20	-		BSO 095/7 - 10
95	7	12,2	20	-		BSO 095/7 - 12
95	7	15,3	20	-		BSO 095/7 - 15
95	7	18,3	20	-		BSO 095/7 - 18
95	7	22,3	20	-		BSO 095/7 - 22
95	7	25,5	20	-		BSO 095/7 - 25
95	7	28,5	20	-		BSO 095/7 - 28
95	7	30,5	20	-		BSO 095/7 - 30
95	7	32,5	20	-		BSO 095/7 - 32
95	7	35,5	20	-		BSO 095/7 - 35
95	7	25,5x25,5	20	-		BSO 095/7 - 25x25
95	7	30,5x30,5	20	-		BSO 095/7 - 30x30
95	7	35,5x35,5	20	-		BSO 095/7 - 35x35

Gamma colori
Su richiesta, le ruote di questa serie sono disponibili in differenti colori.

Colours
Upon request, the castors of this series are available in different colours.

Soluzioni speciali e personalizzate
Su richiesta, il nostro ufficio tecnico è disponibile a studiare con voi soluzioni speciali e personalizzate.

Special and customized solutions
Upon request, our technical department is available to study with you special and customized solutions.

Ruota paracolpi
Al fine di proteggere dagli urti la struttura del vostro carrello, potete utilizzare la ruota paracolpi come da foto.

Wheel bumper
To protect from shocks the structure of your cart, you can use of the wheel bumper as picture.

Appunti - *Notes*

Ruote per uso industriale

Industrial castors

TS Industriale

daN 80 ÷ 200

BP DD FA

SUPPORTO

Materiale:
lamiera d'acciaio

Piroettamento:
su doppio giro di sfere

Finitura:
zincata

RUOTA

MGO - MGR - MGP
Fascia: gomma sintetica grigia antitraccia - 88 Shore A
Nucleo: polipropilene

HOUSING

Material:
pressed steel

Swivel:
double ball bearing

Finishing:
zinc-chromatised

WHEEL

MGO - MGR - MGP
Tread: *non marking grey thermoplastic rubber - 88 Shore A*
Centre: *polypropylene*

mm							daN				
MGO	80	30		105 x 85	80 x 60	9	43	108	80	TSZ7 MGO 080/30 P2	TSZ7 MGO 080/30 P2 BP	-	TSZ7 MGO 080/30 P2 FA
	100	30		105 x 85	80 x 60	9	40	128	100	TSZ7 MGO 100/30 P2	TSZ7 MGO 100/30 P2 BP	-	TSZ7 MGO 100/30 P2 FA
	125	30		105 x 85	80 x 60	9	40	155	100	TSZ7 MGO 125/30 P2	TSZ7 MGO 125/30 P2 BP	-	TSZ7 MGO 125/30 P2 FA
	160	40		140 x 110	105 x 80/75	11	55	200	200	TSZ7 MGO 160/40 P3	TSZ7 MGO 160/40 P3 BP	TSZ7 MGO 160/40 P3 DD	TSZ7 MGO 160/40 P3 FA
	200	50		140 x 110	105 x 80/75	11	55	240	200	TSZ7 MGO 200/50 P3	TSZ7 MGO 200/50 P3 BP	TSZ7 MGO 200/50 P3 DD	TSZ7 MGO 200/50 P3 FA
MGR	80	30		105 x 85	80 x 60	9	43	108	80	TSZ7 MGR 080/30 P2	TSZ7 MGR 080/30 P2 BP	-	TSZ7 MGR 080/30 P2 FA
	100	30		105 x 85	80 x 60	9	40	128	100	TSZ7 MGR 100/30 P2	TSZ7 MGR 100/30 P2 BP	-	TSZ7 MGR 100/30 P2 FA
	125	30		105 x 85	80 x 60	9	40	155	100	TSZ7 MGR 125/30 P2	TSZ7 MGR 125/30 P2 BP	-	TSZ7 MGR 125/30 P2 FA
	150	40		105 x 85	80 x 60	9	48	180	150	TSZ7 MGR 150/40 P2	TSZ7 MGR 150/40 P2 BP	-	TSZ7 MGR 150/40 P2 FA
	125	40		140 x 110	105 x 80/75	11	55	165	200	TSZ7 MGR 125/40 P3	TSZ7 MGR 125/40 P3 BP	TSZ7 MGR 125/40 P3 DD	TSZ7 MGR 125/40 P3 FA
	160	40		140 x 110	105 x 80/75	11	55	200	200	TSZ7 MGR 160/40 P3	TSZ7 MGR 160/40 P3 BP	TSZ7 MGR 160/40 P3 DD	TSZ7 MGR 160/40 P3 FA
	200	50		140 x 110	105 x 80/75	11	55	240	200	TSZ7 MGR 200/50 P3	TSZ7 MGR 200/50 P3 BP	TSZ7 MGR 200/50 P3 DD	TSZ7 MGR 200/50 P3 FA
MGP	80	30		105 x 85	80 x 60	9	43	108	80	TSZ7 MGP 080/30 P2	TSZ7 MGP 080/30 P2 BP	-	TSZ7 MGP 080/30 P2 FA
	100	30		105 x 85	80 x 60	9	40	128	100	TSZ7 MGP 100/30 P2	TSZ7 MGP 100/30 P2 BP	-	TSZ7 MGP 100/30 P2 FA
	125	30		105 x 85	80 x 60	9	40	155	100	TSZ7 MGP 125/30 P2	TSZ7 MGP 125/30 P2 BP	-	TSZ7 MGP 125/30 P2 FA
	150	30		105 x 85	80 x 60	9	48	180	100	TSZ7 MGP 150/30 P2	TSZ7 MGP 150/30 P2 BP	-	TSZ7 MGP 150/30 P2 FA

Normative:
EN 12532.

Standards:
EN 12532.

Soluzioni speciali e personalizzate
Su richiesta, il nostro ufficio tecnico è disponibile a studiare con voi soluzioni speciali e personalizzate.

Special and customized solutions
Upon request, our technical department is available to study with you special and customized solutions.

Posizionamento automatico
Su richiesta, le ruote possono essere fornite con un dispositivo di posizionamento automatico.

Automatic positioning
Upon request, the castors can be supplied with an automatic positioning device.

Freno direzionale "DD"
Il freno direzionale a cui si riferisce l'immagine qui sopra è opzionale e deve essere ordinato separatamente.

Directional lock "DD"
The directional lock, whose picture above refers, being an option has to be ordered separately.

TS Industriale

daN 80 ÷ 200

BP

SUPPORTO

Materiale:
lamiera d'acciaio

Piroettamento:
su doppio giro di sfere

Finitura:
zincata

RUOTA

MGO - MGR - MGP
Fascia: gomma sintetica grigia antitraccia - 88 Shore A
Nucleo: polipropilene

HOUSING

Material:
pressed steel

Swivel:
double ball bearing

Finishing:
zinc-chromatised

WHEEL

MGO - MGR - MGP
Tread: *non marking grey thermoplastic rubber - 88 Shore A*
Centre: *polypropylene*

MGO

mm						daN		
80	30		12 ●	43	107	80	TSZ7 MGO 080/30 F0-12 ●	TSZ7 MGO 080/30 F0-12 BP ●
100	30		12 ●	40	127	100	TSZ7 MGO 100/30 F0-12 ●	TSZ7 MGO 100/30 F0-12 BP ●
125	30		12 ●	40	154	100	TSZ7 MGO 125/30 F0-12 ●	TSZ7 MGO 125/30 F0-12 BP ●
160	40		12	55	193	200	TSZ7 MGO 160/40 FR-12	TSZ7 MGO 160/40 FR-12 BP
200	50		12	55	233	200	TSZ7 MGO 200/50 FR-12	TSZ7 MGO 200/50 FR-12 BP

MGR

80	30		12 ●	43	107	80	TSZ7 MGR 080/30 F0-12 ●	TSZ7 MGR 080/30 F0-12 BP ●
100	30		12 ●	40	127	100	TSZ7 MGR 100/30 F0-12 ●	TSZ7 MGR 100/30 F0-12 BP ●
125	30		12 ●	40	154	100	TSZ7 MGR 125/30 F0-12 ●	TSZ7 MGR 125/30 F0-12 BP ●
150	40		12 ●	48	179	150	TSZ7 MGR 150/40 FR-12 ●	TSZ7 MGR 150/40 FR-12 BP ●
160	40		12	55	193	200	TSZ7 MGR 160/40 FR-12	TSZ7 MGR 160/40 FR-12 BP
200	50		12	55	233	200	TSZ7 MGR 200/50 FR-12	TSZ7 MGR 200/50 FR-12 BP

MGP

80	30		12 ●	43	107	80	TSZ7 MGP 080/30 F0-12 ●	TSZ7 MGP 080/30 F0-12 BP ●
100	30		12 ●	40	127	100	TSZ7 MGP 100/30 F0-12 ●	TSZ7 MGP 100/30 F0-12 BP ●
125	30		12 ●	40	154	100	TSZ7 MGP 125/30 F0-12 ●	TSZ7 MGP 125/30 F0-12 BP ●
150	30		12 ●	48	179	100	TSZ7 MGP 150/30 FR-12 ●	TSZ7 MGP 150/30 FR-12 BP ●

Normative:
EN 12532.

Standards:
EN 12532.

Informazioni
● Su richiesta, disponibile Ø 10 mm con riduttore.

Information
● *Upon request, Ø 10 mm available with reducer.*

Soluzioni speciali e personalizzate
Su richiesta, il nostro ufficio tecnico è disponibile a studiare con voi soluzioni speciali e personalizzate.

Special and customized solutions
Upon request, our technical department is available to study with you special and customized solutions.

TS Industriale

daN 150 ÷ 400

BP DD FA

SUPPORTO

Materiale:
lamiera d'acciaio

Piroettamento:
su doppio giro di sfere

Finitura:
zincata

RUOTA

NER - NEP
Fascia: gomma elastica grigia antitraccia - 68 Shore A
Nucleo: poliammide

HOUSING

Material:
pressed steel

Swivel:
double ball bearing

Finishing:
zinc-chromatised

WHEEL

NER - NEP
Tread: *non marking grey elastic rubber - 68 Shore A*
Centre: *polyamide*

	mm						daN				
NER	100	35		105 x 85	80 x 60	9	40	128	150	TSZ7 NER 100/35 P2	TSZ7 NER 100/35 P2 BP	-	TSZ7 NER 100/35 P2 FA
	125	40		105 x 85	80 x 60	9	40	155	250	TSZ7 NER 125/40 P2	TSZ7 NER 125/40 P2 BP	-	TSZ7 NER 125/40 P2 FA
	160	45		140 x 110	105 x 80/75	11	55	200	300	TSZ7 NER 160/45 P3	TSZ7 NER 160/45 P3 BP	TSZ7 NER 160/45 P3 DD	TSZ7 NER 160/45 P3 FA
	200	45		140 x 110	105 x 80/75	11	55	240	400	TSZ7 NER 200/45 P3	TSZ7 NER 200/45 P3 BP	TSZ7 NER 200/45 P3 DD	TSZ7 NER 200/45 P3 FA
NEP	125	40		105 x 85	80 x 60	9	40	155	250	TSZ7 NEP 125/40 P2	TSZ7 NEP 125/40 P2 BP	-	TSZ7 NEP 125/40 P2 FA
	125	40		140 x 110	105 x 80/75	11	55	165	250	TSZ7 NEP 125/40 P3	TSZ7 NEP 125/40 P3 BP	TSZ7 NEP 125/40 P3 DD	TSZ7 NEP 125/40 P3 FA
	160	45		140 x 110	105 x 80/75	11	55	200	300	TSZ7 NEP 160/45 P3	TSZ7 NEP 160/45 P3 BP	TSZ7 NEP 160/45 P3 DD	TSZ7 NEP 160/45 P3 FA
	200	45		140 x 110	105 x 80/75	11	55	240	400	TSZ7 NEP 200/45 P3	TSZ7 NEP 200/45 P3 BP	TSZ7 NEP 200/45 P3 DD	TSZ7 NEP 200/45 P3 FA

Normative:
EN 12532.

Standards:
EN 12532.

Soluzioni speciali e personalizzate
Su richiesta, il nostro ufficio tecnico è disponibile a studiare con voi soluzioni speciali e personalizzate.

Special and customized solutions
Upon request, our technical department is available to study with you special and customized solutions.

Posizionamento automatico
Su richiesta, le ruote possono essere fornite con un dispositivo di posizionamento automatico.

Automatic positioning
Upon request, the castors can be supplied with an automatic positioning device.

Fissaggio a foro per vite
Su richiesta, le ruote possono essere fornite con un fissaggio a foro per vite diametro 12 mm.

Bolt hole fitting
Upon request, the castors can be supplied with a bolt hole fitting diameter 12 mm.

Freno direzionale "DD"
Il freno direzionale a cui si riferisce l'immagine qui sopra è opzionale e deve essere ordinato separatamente.

Directional lock "DD"
The directional lock, whose picture above refers, being an option has to be ordered separately.

TS Industriale

daN 250 ÷ 300

CP C2 FP

SUPPORTO

Materiale:
lamiera d'acciaio

Piroettamento:
su doppio giro di sfere

Finitura:
zincata

RUOTA

NER - NEP
Fascia: gomma elastica grigia antitraccia - 68 Shore A
Nucleo: poliammide

HOUSING

Material:
pressed steel

Swivel:
double ball bearing

Finishing:
zinc-chromatised

WHEEL

NER - NEP
Tread: *non marking grey elastic rubber - 68 Shore A*
Centre: *polyamide*

	mm						daN	CP	C2	FP
NER	160	45	140 x 110	105 x 80/75	11	55	200	300	TSZ7 NER 160/45 P3 CP	TSZ7 NER 160/45 P3 C2 •	TSZ7 NER 160/45 P3 FP
	200	45	140 x 110	105 x 80/75	11	55	240	300	TSZ7 NER 200/45 P3 CP	TSZ7 NER 200/45 P3 C2 •	TSZ7 NER 200/45 P3 FP
NEP	125	40	140 x 110	105 x 80/75	11	55	165	250	TSZ7 NEP 125/40 P3 CP	TSZ7 NEP 125/40 P3 C2 •	TSZ7 NEP 125/40 P3 FP
	160	45	140 x 110	105 x 80/75	11	55	200	300	TSZ7 NEP 160/45 P3 CP	TSZ7 NEP 160/45 P3 C2 •	TSZ7 NEP 160/45 P3 FP
	200	45	140 x 110	105 x 80/75	11	55	240	300	TSZ7 NEP 200/45 P3 CP	TSZ7 NEP 200/45 P3 C2 •	TSZ7 NEP 200/45 P3 FP

C2-PA / C2-PM
Foro esagonale perpendicolare al lato lungo della piastra

Hexagone bore perpendicular to the long side of plate

- **C2-PA** con ritorno automatico - *with automatic reverse*
- **C2-PM** con ritorno manuale - *with manual reverse*

C2-LA / C2-LM
Foro esagonale parallelo al lato lungo della piastra

Hexagone bore parallel to the long side of plate

- **C2-LA** con ritorno automatico - *with automatic reverse*
- **C2-LM** con ritorno manuale - *with manual reverse*

Normative:
EN 12532.

Standards:
EN 12532.

Soluzioni speciali e personalizzate
Su richiesta, il nostro ufficio tecnico è disponibile a studiare con voi soluzioni speciali e personalizzate.

Special and customized solutions
Upon request, our technical department is available to study with you special and customized solutions.

CP

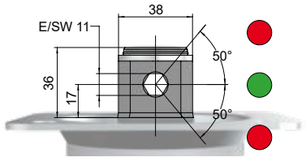

C2

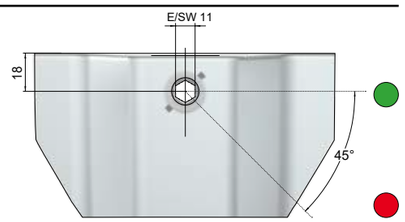

FP

TS Industriale

300 ÷ 400 daN

BP DD FA

SUPPORTO

Materiale:
lamiera d'acciaio

Piroettamento:
su doppio giro di sfere

Finitura:
zincata

RUOTA

ANP
Fascia: gomma elastica nera 68 Shore A
Nucleo: alluminio

HOUSING

Material:
pressed steel

Swivel:
double ball bearing

Finishing:
zinc-chromatised

WHEEL

ANP
Tread: *black elastic rubber 68 Shore A*
Centre: *aluminium*

ANP

mm								daN				
125	50		140 x 110	105 x 80/75	11	55	165	300	TSZ7 ANP 125/50 P3	TSZ7 ANP 125/50 P3 BP	TSZ7 ANP 125/50 P3 DD	TSZ7 ANP 125/50 P3 FA
160	50		140 x 110	105 x 80/75	11	55	200	350	TSZ7 ANP 160/50 P3	TSZ7 ANP 160/50 P3 BP	TSZ7 ANP 160/50 P3 DD	TSZ7 ANP 160/50 P3 FA
200	50		140 x 110	105 x 80/75	11	55	240	400	TSZ7 ANP 200/50 P3	TSZ7 ANP 200/50 P3 BP	TSZ7 ANP 200/50 P3 DD	TSZ7 ANP 200/50 P3 FA
250	50		140 x 110	105 x 80/75	11	55	292	400	TSZ7 ANP 250/50 P3	TSZ7 ANP 250/50 P3 BP	TSZ7 ANP 250/50 P3 DD	TSZ7 ANP 250/50 P3 FA

EN ISO DIN

Normative:
EN 12532.

Standards:
EN 12532.

Soluzioni speciali e personalizzate
Su richiesta, il nostro ufficio tecnico è disponibile a studiare con voi soluzioni speciali e personalizzate.

Special and customized solutions
Upon request, our technical department is available to study with you special and customized solutions.

Posizionamento automatico
Su richiesta, le ruote possono essere fornite con un dispositivo di posizionamento automatico.

Automatic positioning
Upon request, the castors can be supplied with an automatic positioning device.

Fissaggio a foro per vite
Su richiesta, le ruote possono essere fornite con un fissaggio a foro per vite diametro 12 mm.

Bolt hole fitting
Upon request, the castors can be supplied with a bolt hole fitting diameter 12 mm.

Freno direzionale "DD"
Il freno direzionale a cui si riferisce l'immagine qui sopra è opzionale e deve essere ordinato separatamente.

Directional lock "DD"
The directional lock, whose picture above refers, being an option has to be ordered separately.

TS Industriale

daN 100 ÷ 400

BP DD FA

SUPPORTO

Materiale:
lamiera d'acciaio

Piroettamento:
su doppio giro di sfere

Finitura:
zincata

RUOTA

NSO - NSR - NSP
Fascia e nucleo:
poliammide
75 Shore D

HOUSING

Material:
pressed steel

Swivel:
double ball bearing

Finishing:
zinc-chromatised

WHEEL

NSO - NSR - NSP
Tread and Centre:
polyamide
75 Shore D

	mm						daN					
NSO	80	30		105 x 85	80 x 60	9	43	108	100	TSZ7 NSO 080/30 P2	TSZ7 NSO 080/30 P2 BP	-	TSZ7 NSO 080/30 P2 FA
	100	35		105 x 85	80 x 60	9	40	128	150	TSZ7 NSO 100/35 P2	TSZ7 NSO 100/35 P2 BP	-	TSZ7 NSO 100/35 P2 FA
	125	40		105 x 85	80 x 60	9	40	155	200	TSZ7 NSO 125/40 P2	TSZ7 NSO 125/40 P2 BP	-	TSZ7 NSO 125/40 P2 FA
	125	40		140 x 110	105 x 80/75	11	55	165	300	TSZ7 NSO 125/40 P3	TSZ7 NSO 125/40 P3 BP	TSZ7 NSO 125/40 P3 DD	TSZ7 NSO 125/40 P3 FA
	160	40		140 x 110	105 x 80/75	11	55	200	350	TSZ7 NSO 160/40 P3	TSZ7 NSO 160/40 P3 BP	TSZ7 NSO 160/40 P3 DD	TSZ7 NSO 160/40 P3 FA
	200	50		140 x 110	105 x 80/75	11	55	240	400	TSZ7 NSO 200/50 P3	TSZ7 NSO 200/50 P3 BP	TSZ7 NSO 200/50 P3 DD	TSZ7 NSO 200/50 P3 FA
NSR	80	30		105 x 85	80 x 60	9	43	108	100	TSZ7 NSR 080/30 P2	TSZ7 NSR 080/30 P2 BP	-	TSZ7 NSR 080/30 P2 FA
	100	35		105 x 85	80 x 60	9	40	128	150	TSZ7 NSR 100/35 P2	TSZ7 NSR 100/35 P2 BP	-	TSZ7 NSR 100/35 P2 FA
	125	40		105 x 85	80 x 60	9	40	155	200	TSZ7 NSR 125/40 P2	TSZ7 NSR 125/40 P2 BP	-	TSZ7 NSR 125/40 P2 FA
	160	40		140 x 110	105 x 80/75	11	55	200	350	TSZ7 NSR 160/40 P3	TSZ7 NSR 160/40 P3 BP	TSZ7 NSR 160/40 P3 DD	TSZ7 NSR 160/40 P3 FA
	200	50		140 x 110	105 x 80/75	11	55	240	400	TSZ7 NSR 200/50 P3	TSZ7 NSR 200/50 P3 BP	TSZ7 NSR 200/50 P3 DD	TSZ7 NSR 200/50 P3 FA
NSP	125	40		140 x 110	105 x 80/75	11	55	165	300	TSZ7 NSP 125/40 P3	TSZ7 NSP 125/40 P3 BP	TSZ7 NSP 125/40 P3 DD	TSZ7 NSP 125/40 P3 FA
	160	40		140 x 110	105 x 80/75	11	55	200	350	TSZ7 NSP 160/40 P3	TSZ7 NSP 160/40 P3 BP	TSZ7 NSP 160/40 P3 DD	TSZ7 NSP 160/40 P3 FA
	200	50		140 x 110	105 x 80/75	11	55	240	400	TSZ7 NSP 200/50 P3	TSZ7 NSP 200/50 P3 BP	TSZ7 NSP 200/50 P3 DD	TSZ7 NSP 200/50 P3 FA

EN ISO DIN

Normative:
EN 12532.

Standards:
EN 12532.

Soluzioni speciali e personalizzate
Su richiesta, il nostro ufficio tecnico è disponibile a studiare con voi soluzioni speciali e personalizzate.

Special and customized solutions
Upon request, our technical department is available to study with you special and customized solutions.

Posizionamento automatico
Su richiesta, le ruote possono essere fornite con un dispositivo di posizionamento automatico.

Automatic positioning
Upon request, the castors can be supplied with an automatic positioning device.

Fissaggio a foro per vite
Su richiesta, le ruote possono essere fornite con un fissaggio a foro per vite diametro 12 mm.

Bolt hole fitting
Upon request, the castors can be supplied with a bolt hole fitting diameter 12 mm.

Freno direzionale "DD"
Il freno direzionale a cui si riferisce l'immagine qui sopra è opzionale e deve essere ordinato separatamente.

Directional lock "DD"
The directional lock, whose picture above refers, being an option has to be ordered separately.

TS Industriale

daN 160 ÷ 200

BP FA

SUPPORTO

Materiale:
lamiera d'acciaio

Piroettamento:
su doppio giro di sfere

Finitura:
zincata

RUOTA

SSR
Fascia: poliammide
75 Shore D
Intercapedine: gomma elastica
Nucleo: poliammide

HOUSING

Material:
pressed steel

Swivel:
double ball bearing

Finishing:
zinc-chromatised

WHEEL

SSR
Tread: *polyamide*
75 Shore D
Space: *elastic rubber*
Centre: *polyamide*
Hub: *roller bearing*

SSR

mm									daN			
	100	35		105 x 85	80 x 60	9	40	128	160	TSZ7 SSR 100/35 P2	TSZ7 SSR 100/35 P2 BP	TSZ7 SSR 100/35 P2 FA
	125	35		105 x 85	80 x 60	9	40	155	200	TSZ7 SSR 125/35 P2	TSZ7 SSR 125/35 P2 BP	TSZ7 SSR 125/35 P2 FA

Normative:
EN 12532.

Standards:
EN 12532.

Soluzioni speciali e personalizzate
Su richiesta, il nostro ufficio tecnico è disponibile a studiare con voi soluzioni speciali e personalizzate.

Special and customized solutions
Upon request, our technical department is available to study with you special and customized solutions.

Fissaggio a foro per vite
Su richiesta, le ruote possono essere fornite con un fissaggio a foro per vite diametro 12 mm.

Bolt hole fitting
Upon request, the castors can be supplied with a bolt hole fitting diameter 12 mm.

TS Industriale

daN 100 ÷ 400

BP DD FA

SUPPORTO

Materiale:
lamiera d'acciaio

Piroettamento:
su doppio giro di sfere

Finitura:
zincata

RUOTA

NPO - NPR - NPP
Fascia: poliuretano termoplastico 95 Shore A
Nucleo: poliammide

HOUSING

Material:
pressed steel

Swivel:
double ball bearing

Finishing:
zinc-chromatised

WHEEL

NPO - NPR - NPP
Tread: *injected PUR 95 Shore A*
Centre: *polyamide*

	mm						daN					
NPO	80	30		105 x 85	80 x 60	9	43	108	100	TSZ7 NPO 080/30 P2	TSZ7 NPO 080/30 P2 BP	-	TSZ7 NPO 080/30 P2 FA
	100	30		105 x 85	80 x 60	9	40	128	150	TSZ7 NPO 100/30 P2	TSZ7 NPO 100/30 P2 BP	-	TSZ7 NPO 100/30 P2 FA
	125	30		105 x 85	80 x 60	9	40	155	200	TSZ7 NPO 125/30 P2	TSZ7 NPO 125/30 P2 BP	-	TSZ7 NPO 125/30 P2 FA
	125	40		140 x 110	105 x 80/75	11	55	165	300	TSZ7 NPO 125/40 P3	TSZ7 NPO 125/40 P3 BP	TSZ7 NPO 125/40 P3 DD	TSZ7 NPO 125/40 P3 FA
	160	40		140 x 110	105 x 80/75	11	55	200	350	TSZ7 NPO 160/40 P3	TSZ7 NPO 160/40 P3 BP	TSZ7 NPO 160/40 P3 DD	TSZ7 NPO 160/40 P3 FA
	200	50		140 x 110	105 x 80/75	11	55	240	400	TSZ7 NPO 200/50 P3	TSZ7 NPO 200/50 P3 BP	TSZ7 NPO 200/50 P3 DD	TSZ7 NPO 200/50 P3 FA
NPR	80	30		105 x 85	80 x 60	9	43	108	100	TSZ7 NPR 080/30 P2	TSZ7 NPR 080/30 P2 BP	-	TSZ7 NPR 080/30 P2 FA
	100	30		105 x 85	80 x 60	9	40	128	150	TSZ7 NPR 100/30 P2	TSZ7 NPR 100/30 P2 BP	-	TSZ7 NPR 100/30 P2 FA
	125	30		105 x 85	80 x 60	9	40	155	200	TSZ7 NPR 125/30 P2	TSZ7 NPR 125/30 P2 BP	-	TSZ7 NPR 125/30 P2 FA
	150	40		105 x 85	80 x 60	9	48	180	200	TSZ7 NPR 150/40 P2	TSZ7 NPR 150/40 P2 BP	-	TSZ7 NPR 150/40 P2 FA
	125	40		140 x 110	105 x 80/75	11	55	165	300	TSZ7 NPR 125/40 P3	TSZ7 NPR 125/40 P3 BP	TSZ7 NPR 125/40 P3 DD	TSZ7 NPR 125/40 P3 FA
	160	40		140 x 110	105 x 80/75	11	55	200	350	TSZ7 NPR 160/40 P3	TSZ7 NPR 160/40 P3 BP	TSZ7 NPR 160/40 P3 DD	TSZ7 NPR 160/40 P3 FA
	200	50		140 x 110	105 x 80/75	11	55	240	400	TSZ7 NPR 200/50 P3	TSZ7 NPR 200/50 P3 BP	TSZ7 NPR 200/50 P3 DD	TSZ7 NPR 200/50 P3 FA
NPP	80	30		105 x 85	80 x 60	9	43	108	100	TSZ7 NPP 080/30 P2	TSZ7 NPP 080/30 P2 BP	-	TSZ7 NPP 080/30 P2 FA
	100	30		105 x 85	80 x 60	9	40	128	150	TSZ7 NPP 100/30 P2	TSZ7 NPP 100/30 P2 BP	-	TSZ7 NPP 100/30 P2 FA
	125	30		105 x 85	80 x 60	9	40	155	200	TSZ7 NPP 125/30 P2	TSZ7 NPP 125/30 P2 BP	-	TSZ7 NPP 125/30 P2 FA
	150	30		105 x 85	80 x 60	9	48	180	200	TSZ7 NPP 150/30 P2	TSZ7 NPP 150/30 P2 BP	-	TSZ7 NPP 150/30 P2 FA
	125	40		140 x 110	105 x 80/75	11	55	165	300	TSZ7 NPP 125/40 P3	TSZ7 NPP 125/40 P3 BP	TSZ7 NPP 125/40 P3 DD	TSZ7 NPP 125/40 P3 FA
	160	40		140 x 110	105 x 80/75	11	55	200	350	TSZ7 NPP 160/40 P3	TSZ7 NPP 160/40 P3 BP	TSZ7 NPP 160/40 P3 DD	TSZ7 NPP 160/40 P3 FA
	200	50		140 x 110	105 x 80/75	11	55	240	400	TSZ7 NPP 200/50 P3	TSZ7 NPP 200/50 P3 BP	TSZ7 NPP 200/50 P3 DD	TSZ7 NPP 200/50 P3 FA

EN ISO DIN

Normative:
EN 12532.

Standards:
EN 12532.

Soluzioni speciali e personalizzate
Su richiesta, il nostro ufficio tecnico è disponibile a studiare con voi soluzioni speciali e personalizzate.

Special and customized solutions
Upon request, our technical department is available to study with you special and customized solutions.

Posizionamento automatico
Su richiesta, le ruote possono essere fornite con un dispositivo di posizionamento automatico.

Automatic positioning
Upon request, the castors can be supplied with an automatic positioning device.

Fissaggio a foro per vite
Su richiesta, le ruote possono essere fornite con un fissaggio a foro per vite diametro 12 mm.

Bolt hole fitting
Upon request, the castors can be supplied with a bolt hole fitting diameter 12 mm.

Freno direzionale "DD"
Il freno direzionale a cui si riferisce l'immagine qui sopra è opzionale e deve essere ordinato separatamente.

Directional lock "DD"
The directional lock, whose picture above refers, being an option has to be ordered separately.

TS Industriale

daN 100 ÷ 400

BP DD FA

SUPPORTO

Materiale:
lamiera d'acciaio

Piroettamento:
su doppio giro di sfere

Finitura:
zincata

RUOTA

NPP 7012
Fascia: poliuretano termoplastico 95 Shore A - **Nucleo:** poliammide

HPP 7012
Fascia: poliuretano termoplastico elettroconduttivo - 95 Shore A
Nucleo: poliammide elettroconduttivo

NPR 80ShA
Fascia: poliuretano termoplastico 80 Shore A - **Nucleo:** poliammide

HOUSING

Material:
pressed steel

Swivel:
double ball bearing

Finishing:
zinc-chromatised

WHEEL

NPP 7012
Tread: *injected PUR 95 Shore A* - ***Centre:*** *polyamide*

HPP 7012
Tread: *electric conductive injected PUR - 95 Shore A*
Centre: *electric conductive polyamide*

NPR 80ShA
Tread: *injected PUR - 80 Shore A*
Centre: *polyamide*

mm							daN					
NPP 7012	80	30		105 x 85	80 x 60	9	43	108	100	TSZ7 NPP 080/30 P2 7012	TSZ7 NPP 080/30 P2 BP 7012	-	TSZ7 NPP 080/30 P2 FA 7012
	100	30		105 x 85	80 x 60	9	40	128	150	TSZ7 NPP 100/30 P2 7012	TSZ7 NPP 100/30 P2 BP 7012	-	TSZ7 NPP 100/30 P2 FA 7012
	125	30		105 x 85	80 x 60	9	40	155	200	TSZ7 NPP 125/30 P2 7012	TSZ7 NPP 125/30 P2 BP 7012	-	TSZ7 NPP 125/30 P2 FA 7012
	150	30		105 x 85	80 x 60	9	48	180	200	TSZ7 NPP 150/30 P2 7012	TSZ7 NPP 150/30 P2 BP 7012	-	TSZ7 NPP 150/30 P2 FA 7012
	125	40		140 x 110	105 x 80/75	11	55	165	300	TSZ7 NPP 125/40 P3 7012	TSZ7 NPP 125/40 P3 BP 7012	TSZ7 NPP 125/40 P3 DD 7012	TSZ7 NPP 125/40 P3 FA 7012
	160	40		140 x 110	105 x 80/75	11	55	200	350	TSZ7 NPP 160/40 P3 7012	TSZ7 NPP 160/40 P3 BP 7012	TSZ7 NPP 160/40 P3 DD 7012	TSZ7 NPP 160/40 P3 FA 7012
	200	50		140 x 110	105 x 80/75	11	55	240	400	TSZ7 NPP 200/50 P3 7012	TSZ7 NPP 200/50 P3 BP 7012	TSZ7 NPP 200/50 P3 DD 7012	TSZ7 NPP 200/50 P3 FA 7012
HPP 7012	80	30		105 x 85	80 x 60	9	43	108	100	TSZ7 HPP 080/30 P2 7012	TSZ7 HPP 080/30 P2 BP 7012	-	TSZ7 HPP 080/30 P2 FA 7012
	100	30		105 x 85	80 x 60	9	40	128	150	TSZ7 HPP 100/30 P2 7012	TSZ7 HPP 100/30 P2 BP 7012	-	TSZ7 HPP 100/30 P2 FA 7012
	125	30		105 x 85	80 x 60	9	40	155	200	TSZ7 HPP 125/30 P2 7012	TSZ7 HPP 125/30 P2 BP 7012	-	TSZ7 HPP 125/30 P2 FA 7012
	150	30		105 x 85	80 x 60	9	48	180	200	TSZ7 HPP 150/30 P2 7012	TSZ7 HPP 150/30 P2 BP 7012	-	TSZ7 HPP 150/30 P2 FA 7012
	125	40		140 x 110	105 x 80/75	11	55	165	300	TSZ7 HPP 125/40 P3 7012	TSZ7 HPP 125/40 P3 BP 7012	TSZ7 HPP 125/40 P3 DD 7012	TSZ7 HPP 125/40 P3 FA 7012
	160	40		140 x 110	105 x 80/75	11	55	200	350	TSZ7 HPP 160/40 P3 7012	TSZ7 HPP 160/40 P3 BP 7012	TSZ7 HPP 160/40 P3 DD 7012	TSZ7 HPP 160/40 P3 FA 7012
	200	50		140 x 110	105 x 80/75	11	55	240	400	TSZ7 HPP 200/50 P3 7012	TSZ7 HPP 200/50 P3 BP 7012	TSZ7 HPP 200/50 P3 DD 7012	TSZ7 HPP 200/50 P3 FA 7012
NPR 80ShA	100	30		105 x 85	80 x 60	9	40	128	100	TSZ7 NPR 100/30 P2 80ShA	TSZ7 NPR 100/30 P2 BP 80ShA	-	TSZ7 NPR 100/30 P2 FA 80ShA
	125	30		105 x 85	80 x 60	9	40	155	125	TSZ7 NPR 125/30 P2 80ShA	TSZ7 NPR 125/30 P2 BP 80ShA	-	TSZ7 NPR 125/30 P2 FA 80ShA
	125	40		105 x 85	80 x 60	9	40	155	150	TSZ7 NPR 125/40 P2 80ShA	TSZ7 NPR 125/40 P2 BP 80ShA	-	TSZ7 NPR 125/40 P2 FA 80ShA
	125	40		140 x 110	105 x 80/75	11	55	165	180	TSZ7 NPR 125/40 P3 80ShA	TSZ7 NPR 125/40 P3 BP 80ShA	TSZ7 NPR 125/40 P3 DD 80ShA	TSZ7 NPR 125/40 P3 FA 80ShA
	160	40		140 x 110	105 x 80/75	11	55	200	200	TSZ7 NPR 160/40 P3 80ShA	TSZ7 NPR 160/40 P3 BP 80ShA	TSZ7 NPR 160/40 P3 DD 80ShA	TSZ7 NPR 160/40 P3 FA 80ShA
	200	50		140 x 110	105 x 80/75	11	55	240	250	TSZ7 NPR 200/50 P3 80ShA	TSZ7 NPR 200/50 P3 BP 80ShA	TSZ7 NPR 200/50 P3 DD 80ShA	TSZ7 NPR 200/50 P3 FA 80ShA

Elettroconduttivo
Le ruote sono realizzate con materiali elettroconduttivi e presentano una resistività elettrica < 100.000 Ohm.

Electric conductive
The castors are made from electro conductive materials and they have an electric resistivity < 100.000 Ohm.

Normative:
EN 12532.

Standards:
EN 12532.

Soluzioni speciali e personalizzate
Su richiesta, il nostro ufficio tecnico è disponibile a studiare con voi soluzioni speciali e personalizzate.

Special and customized solutions
Upon request, our technical department is available to study with you special and customized solutions.

Posizionamento automatico
Su richiesta, le ruote possono essere fornite con un dispositivo di posizionamento automatico.

Automatic positioning
Upon request, the castors can be supplied with an automatic positioning device.

Fissaggio a foro per vite
Su richiesta, le ruote possono essere fornite con un fissaggio a foro per vite diametro 12 mm.

Bolt hole fitting
Upon request, the castors can be supplied with a bolt hole fitting diameter 12 mm.

Freno direzionale "DD"
Il freno direzionale a cui si riferisce l'immagine qui sopra è opzionale e deve essere ordinato separatamente.

Directional lock "DD"
The directional lock, whose picture above refers, being an option has to be ordered separately.

TS Industriale

150 ÷ 400 daN

BP DD FA

SUPPORTO

Materiale:
lamiera d'acciaio

Piroettamento:
su doppio giro di sfere

Finitura:
zincata

RUOTA

AVP
Fascia: poliuretano colato 92 Shore A
Nucleo: alluminio

GVP
Fascia: poliuretano colato 92 Shore A
Nucleo: fusione di ghisa

HOUSING

Material:
pressed steel

Swivel:
double ball bearing

Finishing:
zinc-chromatised

WHEEL

AVP
Tread: *cast PUR 92 Shore A*
Centre: *aluminium*

GVP
Tread: *cast PUR 92 Shore A*
Centre: *cast iron*

AVP

mm								daN				
100	30		105 x 85	80 x 60	9	40	128	150	TSZ7 AVP 100/30 P2	TSZ7 AVP 100/30 P2 BP	-	TSZ7 AVP 100/30 P2 FA
125	30		105 x 85	80 x 60	9	40	155	200	TSZ7 AVP 125/30 P2	TSZ7 AVP 125/30 P2 BP	-	TSZ7 AVP 125/30 P2 FA
125	50		140 x 110	105 x 80/75	11	55	165	300	TSZ7 AVP 125/50 P3	TSZ7 AVP 125/50 P3 BP	TSZ7 AVP 125/50 P3 DD	TSZ7 AVP 125/50 P3 FA
160	50		140 x 110	105 x 80/75	11	55	200	350	TSZ7 AVP 160/50 P3	TSZ7 AVP 160/50 P3 BP	TSZ7 AVP 160/50 P3 DD	TSZ7 AVP 160/50 P3 FA
200	50		140 x 110	105 x 80/75	11	55	240	400	TSZ7 AVP 200/50 P3	TSZ7 AVP 200/50 P3 BP	TSZ7 AVP 200/50 P3 DD	TSZ7 AVP 200/50 P3 FA
250	50		140 x 110	105 x 80/75	11	55	292	400	TSZ7 AVP 250/50 P3	TSZ7 AVP 250/50 P3 BP	TSZ7 AVP 250/50 P3 DD	TSZ7 AVP 250/50 P3 FA

GVP

80	30		105 x 85	80 x 60	9	43	108	150	TSZ7 GVP 080/30 P2	TSZ7 GVP 080/30 P2 BP	-	TSZ7 GVP 080/30 P2 FA
100	30		105 x 85	80 x 60	9	40	128	150	TSZ7 GVP 100/30 P2	TSZ7 GVP 100/30 P2 BP	-	TSZ7 GVP 100/30 P2 FA
125	30		105 x 85	80 x 60	9	40	155	200	TSZ7 GVP 125/30 P2	TSZ7 GVP 125/30 P2 BP	-	TSZ7 GVP 125/30 P2 FA
125	50		140 x 110	105 x 80/75	11	55	165	300	TSZ7 GVP 125/50 P3	TSZ7 GVP 125/50 P3 BP	TSZ7 GVP 125/50 P3 DD	TSZ7 GVP 125/50 P3 FA
160	50		140 x 110	105 x 80/75	11	55	200	350	TSZ7 GVP 160/50 P3	TSZ7 GVP 160/50 P3 BP	TSZ7 GVP 160/50 P3 DD	TSZ7 GVP 160/50 P3 FA
200	50		140 x 110	105 x 80/75	11	55	240	400	TSZ7 GVP 200/50 P3	TSZ7 GVP 200/50 P3 BP	TSZ7 GVP 200/50 P3 DD	TSZ7 GVP 200/50 P3 FA
250	50		140 x 110	105 x 80/75	11	55	292	400	TSZ7 GVP 250/50 P3	TSZ7 GVP 250/50 P3 BP	TSZ7 GVP 250/50 P3 DD	TSZ7 GVP 250/50 P3 FA

Normative:
EN 12532.

Standards:
EN 12532.

Soluzioni speciali e personalizzate
Su richiesta, il nostro ufficio tecnico è disponibile a studiare con voi soluzioni speciali e personalizzate.

Special and customized solutions
Upon request, our technical department is available to study with you special and customized solutions.

Posizionamento automatico
Su richiesta, le ruote possono essere fornite con un dispositivo di posizionamento automatico.

Automatic positioning
Upon request, the castors can be supplied with an automatic positioning device.

Fissaggio a foro per vite
Su richiesta, le ruote possono essere fornite con un fissaggio a foro per vite diametro 12 mm.

Bolt hole fitting
Upon request, the castors can be supplied with a bolt hole fitting diameter 12 mm.

Freno direzionale "DD"
Il freno direzionale a cui si riferisce l'immagine qui sopra è opzionale e deve essere ordinato separatamente.

Directional lock "DD"
The directional lock, whose picture above refers, being an option has to be ordered separately.

Ruote resistenti al calore

Heat resistant castors

TS Industriale

daN 100 ÷ 300

BP FA

SUPPORTO

Materiale:
lamiera d'acciaio

Piroettamento:
su doppio giro di sfere

Finitura:
brillantata

RUOTA

VSO
Fascia e nucleo:
termoplastico
75 Shore D

Temperatura di lavoro:
da -40 a +180°C
per brevi periodi +200°C

HOUSING

Material:
pressed steel

Swivel:
double ball bearing

Finishing:
polished

WHEEL

VSO
Tread e Centre:
heat resistant technopolymer
75 Shore D

Temperature range:
from -40 to +180°C
for a short time +200°C

VSO

+180°C

-40°C

mm								daN			
80	30		105 x 85	80 x 60	9	43	108	100	TSZ7 VSO 080/30 P2	TSZ7 VSO 080/30 P2 BP	TSZ7 VSO 080/30 P2 FA
100	35		105 x 85	80 x 60	9	40	128	150	TSZ7 VSO 100/35 P2	TSZ7 VSO 100/35 P2 BP	TSZ7 VSO 100/35 P2 FA
125	40		105 x 85	80 x 60	9	40	155	200	TSZ7 VSO 125/40 P2	TSZ7 VSO 125/40 P2 BP	TSZ7 VSO 125/40 P2 FA
125	40		140 x 110	105 x 80/75	11	55	165	300	TSZ7 VSO 125/40 P3	TSZ7 VSO 125/40 P3 BP	TSZ7 VSO 125/40 P3 FA
160	40		140 x 110	105 x 80/75	11	55	200	300	TSZ7 VSO 160/40 P3	TSZ7 VSO 160/40 P3 BP	TSZ7 VSO 160/40 P3 FA
200	50		140 x 110	105 x 80/75	11	55	240	300	TSZ7 VSO 200/50 P3	TSZ7 VSO 200/50 P3 BP	TSZ7 VSO 200/50 P3 FA

Alta temperatura
Ruote utilizzabili in ambienti
ad alta temperatura.

High temperature
Castors can be used
in high temperature areas.

Normative:
EN 12532.

Standards:
EN 12532.

Utilizzo:
Le ruote "VSO"
sono utilizzabili
sia in ambienti umidi
che secchi.

Use:
"VSO" wheels may be used
either in wet
or dry environments.

Soluzioni speciali e personalizzate
Su richiesta, il nostro ufficio
tecnico è disponibile a studiare
con voi soluzioni speciali
e personalizzate.

Special and customized solutions
Upon request, our technical
department is available to study
with you special and customized
solutions.

SUPPORTO

Materiale:
lamiera d'acciaio

Piroettamento:
su doppio giro di sfere

Finitura:
zincata

RUOTA

TSG
Fascia e nucleo:
resina speciale termoresistente
85 Shore D

Temperatura di lavoro:
da -40 a +280°C

HOUSING

Material:
pressed steel

Swivel:
double ball bearing

Finishing:
zinc-chromatised

WHEEL

TSG
Tread e Centre:
special heat resistant resin
85 Shore D

Temperature range:
from -40 to +280°C

TSG

+280°C

-40°C

mm											
80	35		105 x 85	80 x 60	9	43	103	100	TSZ7 TSG 080/35 P2 H103	-	-
80	35		105 x 85	80 x 60	9	43	108	100	TSZ7 TSG 080/35 P2	TSZ7 TSG 080/35 P2 FA	-
100	35		105 x 85	80 x 60	9	40	128	125	TSZ7 TSG 100/35 P2	TSZ7 TSG 100/35 P2 FA	-

mm										
80	35		12 ●	43	107	100	-	-	TSZ7 TSG 080/35 F0-12 ●
100	35		12 ●	40	127	125	-	-	TSZ7 TSG 100/35 F0-12 ●

Alta temperatura
Ruote utilizzabili in ambienti ad alta temperatura.

High temperature
Castors can be used in high temperature areas.

Normative:
EN 12532.

Standards:
EN 12532.

Informazioni
- Su richiesta, disponibile Ø 10 mm con riduttore.

Information
- *Upon request, Ø 10 mm available with reducer.*

Utilizzo:
le ruote "TSG" sono utilizzabili in ambienti secchi e sono particolarmente indicate per i forni di panificazione.

Use:
"TSG" wheels can not be used in wet environments and they are ideal for bakery ovens.

Soluzioni speciali e personalizzate
Su richiesta, il nostro ufficio tecnico è disponibile a studiare con voi soluzioni speciali e personalizzate.

Special and customized solutions
Upon request, our technical department is available to study with you special and customized solutions.

TS Industriale INOX

daN 100 ÷ 300

BP FA

SUPPORTO

Materiale:
lamiera d'acciaio INOX

Piroettamento:
su doppio giro di sfere

Finitura:
brillantata

RUOTA

VSO
Fascia e nucleo:
termoplastico
75 Shore D

Temperatura di lavoro:
da -40 a +180°C
per brevi periodi +200°C

HOUSING

Material:
pressed
stainless steel

Swivel:
double ball bearing

Finishing:
polished

WHEEL

VSO
Tread e Centre:
heat resistant technopolymer
75 Shore D

Temperature range:
from -40 to +180°C
for a short time +200°C

VSO

+180°C

-40°C

mm								daN			
80	30		105 x 85	80 x 60	9	43	108	100	TSX7 VSO 080/30 P2	TSX7 VSO 080/30 P2 BP	TSX7 VSO 080/30 P2 FA
100	35		105 x 85	80 x 60	9	40	128	150	TSX7 VSO 100/35 P2	TSX7 VSO 100/35 P2 BP	TSX7 VSO 100/35 P2 FA
125	40		105 x 85	80 x 60	9	40	155	200	TSX7 VSO 125/40 P2	TSX7 VSO 125/40 P2 BP	TSX7 VSO 125/40 P2 FA
125	40		140 x 110	105 x 80/75	11	55	165	300	TSX7 VSO 125/40 P3	TSX7 VSO 125/40 P3 BP	TSX7 VSO 125/40 P3 FA
160	40		140 x 110	105 x 80/75	11	55	200	300	TSX7 VSO 160/40 P3	TSX7 VSO 160/40 P3 BP	TSX7 VSO 160/40 P3 FA
200	50		140 x 110	105 x 80/75	11	55	240	300	TSX7 VSO 200/50 P3	TSX7 VSO 200/50 P3 BP	TSX7 VSO 200/50 P3 FA

Acciaio INOX
Completamente lavabile,
con componenti metallici
realizzati interamente
in acciaio inossidabile.

Stainless steel
Totally washable,
with metal components integrally
made from stainless steel.

Alta temperatura
Ruote utilizzabili in ambienti
ad alta temperatura.

High temperature
Castors can be used
in high temperature areas.

Normative:
EN 12532.

Standards:
EN 12532.

Utilizzo:
Le ruote "VSO" sono utilizzabili
sia in ambienti umidi che secchi.

Use:
"VSO" wheels may be used either
in wet or dry environments.

Soluzioni speciali e personalizzate
Su richiesta, il nostro ufficio
tecnico è disponibile a studiare
con voi soluzioni speciali
e personalizzate.

Special and customized solutions
Upon request, our technical
department is available to study
with you special and customized
solutions.

TS Industriale INOX

daN 100 ÷ 125

FA

SUPPORTO

Materiale:
lamiera d'acciaio INOX

Piroettamento:
su doppio giro di sfere

Finitura:
brillantata

RUOTA

TSG
Fascia e nucleo:
resina speciale termoresistente
85 Shore D

Temperatura di lavoro:
da -40 a +280°C

HOUSING

Material:
pressed
stainless steel

Swivel:
double ball bearing

Finishing:
polished

WHEEL

TSG
Tread e Centre:
special heat resistant resin
85 Shore D

Temperature range:
from -40 to +280°C

TSG

+280°C

-40°C

mm											
80	35		105 x 85	80 x 60	9	43	103	100	TSX7 TSG 080/35 P2 H103	-	-
80	35		105 x 85	80 x 60	9	43	108	100	TSX7 TSG 080/35 P2	TSX7 TSG 080/35 P2 FA	-
100	35		105 x 85	80 x 60	9	40	128	125	TSX7 TSG 100/35 P2	TSX7 TSG 100/35 P2 FA	-

mm										
80	35		12 ●	43	107	100	-	-	TSX7 TSG 080/35 F0-12 ●
100	35		12 ●	40	127	125	-	-	TSX7 TSG 100/35 F0-12 ●

Acciaio INOX
Completamente lavabile,
con componenti metallici
realizzati interamente
in acciaio inossidabile.

Stainless steel
Totally washable,
with metal components integrally
made from stainless steel.

Alta temperatura
Ruote utilizzabili in ambienti
ad alta temperatura.

High temperature
Castors can be used
in high temperature areas.

Normative:
EN 12532.

Standards:
EN 12532.

Informazioni
- Su richiesta, disponibile Ø 10 mm con riduttore.

Information
- *Upon request, Ø 10 mm available with reducer.*

Utilizzo:
le ruote "TSG" sono utilizzabili
in ambienti secchi e sono
particolarmente indicate
per i forni di panificazione.

Use:
"TSG" wheels can not be used
in wet environments and they
are ideal for bakery ovens.

Soluzioni speciali e personalizzate
Su richiesta, il nostro ufficio
tecnico è disponibile a studiare
con voi soluzioni speciali
e personalizzate.

Special and customized solutions
Upon request, our technical
department is available to study
with you special and customized
solutions.

Ruote Inox per uso industriale

Stainless steel industrial castors

TS Industriale INOX

daN 80 ÷ 200

BP DD FA

SUPPORTO

Materiale:
lamiera d'acciaio INOX

Piroettamento:
su doppio giro di sfere

Finitura:
brillantata

RUOTA

MGO - MGD - MGC
Fascia: gomma sintetica grigia antitraccia 88 Shore A
Nucleo: polipropilene

HOUSING

Material:
pressed stainless steel

Swivel:
double ball bearing

Finishing:
polished

WHEEL

MGO - MGD - MGC
Tread: *non marking grey thermoplastic rubber - 88 Shore A*
Centre: *polypropylene*

MGO

mm								daN				
80	30		105 x 85	80 x 60	9	43	108	80	TSX7 MGO 080/30 P2	TSX7 MGO 080/30 P2 BP	-	TSX7 MGO 080/30 P2 FA
100	30		105 x 85	80 x 60	9	40	128	100	TSX7 MGO 100/30 P2	TSX7 MGO 100/30 P2 BP	-	TSX7 MGO 100/30 P2 FA
125	30		105 x 85	80 x 60	9	40	155	100	TSX7 MGO 125/30 P2	TSX7 MGO 125/30 P2 BP	-	TSX7 MGO 125/30 P2 FA
160	40		140 x 110	105 x 80/75	11	55	200	200	TSX7 MGO 160/40 P3	TSX7 MGO 160/40 P3 BP	TSX7 MGO 160/40 P3 DD	TSX7 MGO 160/40 P3 FA
200	50		140 x 110	105 x 80/75	11	55	240	200	TSX7 MGO 200/50 P3	TSX7 MGO 200/50 P3 BP	TSX7 MGO 200/50 P3 DD	TSX7 MGO 200/50 P3 FA

MGD

80	30		105 x 85	80 x 60	9	43	108	80	TSX7 MGD 080/30 P2	TSX7 MGD 080/30 P2 BP	-	TSX7 MGD 080/30 P2 FA
100	30		105 x 85	80 x 60	9	40	128	100	TSX7 MGD 100/30 P2	TSX7 MGD 100/30 P2 BP	-	TSX7 MGD 100/30 P2 FA
125	30		105 x 85	80 x 60	9	40	155	100	TSX7 MGD 125/30 P2	TSX7 MGD 125/30 P2 BP	-	TSX7 MGD 125/30 P2 FA
150	30		105 x 85	80 x 60	9	48	180	150	TSX7 MGD 150/40 P2	TSX7 MGD 150/40 P2 BP	-	TSX7 MGD 150/40 P2 FA
125	40		140 x 110	105 x 80/75	11	55	165	200	TSX7 MGD 125/40 P3	TSX7 MGD 125/40 P3 BP	TSX7 MGD 125/40 P3 DD	TSX7 MGD 125/40 P3 FA
160	40		140 x 110	105 x 80/75	11	55	200	200	TSX7 MGD 160/40 P3	TSX7 MGD 160/40 P3 BP	TSX7 MGD 160/40 P3 DD	TSX7 MGD 160/40 P3 FA
200	40		140 x 110	105 x 80/75	11	55	240	200	TSX7 MGD 200/50 P3	TSX7 MGD 200/50 P3 BP	TSX7 MGD 200/50 P3 DD	TSX7 MGD 200/50 P3 FA

MGC

80	30		105 x 85	80 x 60	9	43	108	80	TSX7 MGC 080/30 P2	TSX7 MGC 080/30 P2 BP	-	TSX7 MGC 080/30 P2 FA
100	30		105 x 85	80 x 60	9	40	128	100	TSX7 MGC 100/30 P2	TSX7 MGC 100/30 P2 BP	-	TSX7 MGC 100/30 P2 FA
125	30		105 x 85	80 x 60	9	40	155	100	TSX7 MGC 125/30 P2	TSX7 MGC 125/30 P2 BP	-	TSX7 MGC 125/30 P2 FA
150	30		105 x 85	80 x 60	9	48	180	100	TSX7 MGC 150/30 P2	TSX7 MGC 150/30 P2 BP	-	TSX7 MGC 150/30 P2 FA

Acciaio INOX
Completamente lavabile, con componenti metallici realizzati interamente in acciaio inossidabile.

Stainless steel
Totally washable, with metal components integrally made from stainless steel.

Normative:
EN 12532.

Standards:
EN 12532.

Soluzioni speciali e personalizzate
Su richiesta, il nostro ufficio tecnico è disponibile a studiare con voi soluzioni speciali e personalizzate.

Special and customized solutions
Upon request, our technical department is available to study with you special and customized solutions.

Posizionamento automatico
Su richiesta, le ruote possono essere fornite con un dispositivo di posizionamento automatico.

Automatic positioning
Upon request, the castors can be supplied with an automatic positioning device.

Freno direzionale "DD"
Il freno direzionale a cui si riferisce l'immagine qui sopra è opzionale e deve essere ordinato separatamente.

Directional lock "DD"
The directional lock, whose picture above refers, being an option has to be ordered separately.

TS Industriale INOX — daN 80 ÷ 200 — BP

SUPPORTO

Materiale:
lamiera d'acciaio INOX

Piroettamento:
su doppio giro di sfere

Finitura:
brillantata

RUOTA

MGO - MGD - MGC
Fascia: gomma sintetica grigia antitraccia 88 Shore A
Nucleo: polipropilene

HOUSING

Material:
pressed stainless steel

Swivel:
double ball bearing

Finishing:
polished

WHEEL

MGO - MGD - MGC
Tread: *non marking grey thermoplastic rubber - 88 Shore A*
Centre: *polypropylene*

MGO

mm				daN			
80	30		12 ●	43	107	80	TSX7 MGO 080/30 F0-12 ●	TSX7 MGO 080/30 F0-12 BP ●
100	30		12 ●	40	127	100	TSX7 MGO 100/30 F0-12 ●	TSX7 MGO 100/30 F0-12 BP ●
125	30		12 ●	40	154	100	TSX7 MGO 125/30 F0-12 ●	TSX7 MGO 125/30 F0-12 BP ●
160	40		12	55	193	200	TSX7 MGO 160/40 FR-12	TSX7 MGO 160/40 FR-12 BP
200	50		12	55	233	200	TSX7 MGO 200/50 FR-12	TSX7 MGO 200/50 FR-12 BP

MGD

80	30		12 ●	43	107	80	TSX7 MGD 080/30 F0-12 ●	TSX7 MGD 080/30 F0-12 BP ●
100	30		12 ●	40	127	100	TSX7 MGD 100/30 F0-12 ●	TSX7 MGD 100/30 F0-12 BP ●
125	30		12 ●	40	154	100	TSX7 MGD 125/30 F0-12 ●	TSX7 MGD 125/30 F0-12 BP ●
150	40		12 ●	48	179	150	TSX7 MGD 150/40 FR-12 ●	TSX7 MGD 150/40 FR-12 BP ●
160	40		12	55	193	200	TSX7 MGD 160/40 FR-12	TSX7 MGD 160/40 FR-12 BP
200	50		12	55	233	200	TSX7 MGD 200/50 FR-12	TSX7 MGD 200/50 FR-12 BP

MGC

80	30		12 ●	43	107	80	TSX7 MGC 080/30 F0-12 ●	TSX7 MGC 080/30 F0-12 BP ●
100	30		12 ●	40	127	100	TSX7 MGC 100/30 F0-12 ●	TSX7 MGC 100/30 F0-12 BP ●
125	30		12 ●	40	154	100	TSX7 MGC 125/30 F0-12 ●	TSX7 MGC 125/30 F0-12 BP ●
150	30		12 ●	48	179	100	TSX7 MGC 150/30 FR-12 ●	TSX7 MGC 150/30 FR-12 BP ●

Acciaio INOX
Completamente lavabile, con componenti metallici realizzati interamente in acciaio inossidabile.

Stainless steel
Totally washable, with metal components integrally made from stainless steel.

Normative:
EN 12532.

Standards:
EN 12532.

Informazioni
● Su richiesta, disponibile Ø 10 mm con riduttore.

Information
● *Upon request, Ø 10 mm available with reducer.*

Soluzioni speciali e personalizzate
Su richiesta, il nostro ufficio tecnico è disponibile a studiare con voi soluzioni speciali e personalizzate.

Special and customized solutions
Upon request, our technical department is available to study with you special and customized solutions.

TS Industriale INOX

daN 150 ÷ 400

BP DD FA

SUPPORTO

Materiale:
lamiera d'acciaio INOX

Piroettamento:
su doppio giro di sfere

Finitura:
brillantata

RUOTA

NED - NEC - NEX
Fascia: gomma elastica grigia antitraccia - 68 Shore A
Nucleo: poliammide

HOUSING

Material:
pressed stainless steel

Swivel:
double ball bearing

Finishing:
polished

WHEEL

NED - NEC - NEX
Tread: *non marking grey elastic rubber - 68 Shore A*
Centre: *polyamide*

	mm								daN				
NED	100	35		105 x 85	80 x 60	9	40	128	150	TSX7 NED 100/35 P2	TSX7 NED 100/35 P2 BP	-	TSX7 NED 100/35 P2 FA
	125	40		105 x 85	80 x 60	9	40	155	250	TSX7 NED 125/40 P2	TSX7 NED 125/40 P2 BP	-	TSX7 NED 125/40 P2 FA
	160	45		140 x 110	105 x 80/75	11	55	200	300	TSX7 NED 160/45 P3	TSX7 NED 160/45 P3 BP	TSX7 NED 160/45 P3 DD	TSX7 NED 160/45 P3 FA
	200	45		140 x 110	105 x 80/75	11	55	240	400	TSX7 NED 200/45 P3	TSX7 NED 200/45 P3 BP	TSX7 NED 200/45 P3 DD	TSX7 NED 200/45 P3 FA
NEC	125	40		105 x 85	80 x 60	9	40	155	250	TSX7 NEC 125/40 P2	TSX7 NEC 125/40 P2 BP	-	TSX7 NEC 125/40 P2 FA
	125	40		140 x 110	105 x 80/75	11	55	165	250	TSX7 NEC 125/40 P3	TSX7 NEC 125/40 P3 BP	TSX7 NEC 125/40 P3 DD	TSX7 NEC 125/40 P3 FA
	160	45		140 x 110	105 x 80/75	11	55	200	300	TSX7 NEC 160/45 P3	TSX7 NEC 160/45 P3 BP	TSX7 NEC 160/45 P3 DD	TSX7 NEC 160/45 P3 FA
	200	45		140 x 110	105 x 80/75	11	55	240	400	TSX7 NEC 200/45 P3	TSX7 NEC 200/45 P3 BP	TSX7 NEC 200/45 P3 DD	TSX7 NEC 200/45 P3 FA
NEX	125	40		105 x 85	80 x 60	9	40	155	250	TSX7 NEX 125/40 P2	TSX7 NEX 125/40 P2 BP	-	TSX7 NEX 125/40 P2 FA
	125	40		140 x 110	105 x 80/75	11	55	165	250	TSX7 NEX 125/40 P3	TSX7 NEX 125/40 P3 BP	TSX7 NEX 125/40 P3 DD	TSX7 NEX 125/40 P3 FA
	160	45		140 x 110	105 x 80/75	11	55	200	300	TSX7 NEX 160/45 P3	TSX7 NEX 160/45 P3 BP	TSX7 NEX 160/45 P3 DD	TSX7 NEX 160/45 P3 FA
	200	45		140 x 110	105 x 80/75	11	55	240	400	TSX7 NEX 200/45 P3	TSX7 NEX 200/45 P3 BP	TSX7 NEX 200/45 P3 DD	TSX7 NEX 200/45 P3 FA

Acciaio INOX
Completamente lavabile, con componenti metallici realizzati interamente in acciaio inossidabile.

Stainless steel
Totally washable, with metal components integrally made from stainless steel.

Normative:
EN 12532.

Standards:
EN 12532.

Soluzioni speciali e personalizzate
Su richiesta, il nostro ufficio tecnico è disponibile a studiare con voi soluzioni speciali e personalizzate.

Special and customized solutions
Upon request, our technical department is available to study with you special and customized solutions.

Posizionamento automatico
Su richiesta, le ruote possono essere fornite con un dispositivo di posizionamento automatico.

Automatic positioning
Upon request, the castors can be supplied with an automatic positioning device.

Fissaggio a foro per vite
Su richiesta, le ruote possono essere fornite con un fissaggio a foro per vite diametro 12 mm.

Bolt hole fitting
Upon request, the castors can be supplied with a bolt hole fitting diameter 12 mm.

Freno direzionale "DD"
Il freno direzionale a cui si riferisce l'immagine qui sopra è opzionale e deve essere ordinato separatamente.

Directional lock "DD"
The directional lock, whose picture above refers, being an option has to be ordered separately.

TS Industriale INOX

daN 250 ÷ 300

CP C2 FP

SUPPORTO

Materiale:
lamiera d'acciaio INOX

Piroettamento:
su doppio giro di sfere

Finitura:
brillantata

RUOTA

NED - NEC - NEX
Fascia: gomma elastica grigia antitraccia - 68 Shore A
Nucleo: poliammide

HOUSING

Material:
pressed stainless steel

Swivel:
double ball bearing

Finishing:
polished

WHEEL

NED - NEC - NEX
Tread: *non marking grey elastic rubber - 68 Shore A*
Centre: *polyamide*

	mm						daN				
NED	160	45		140 x 110	105 x 80/75	11	55	200	300	TSX7 NED 160/45 P3 CP	TSX7 NED 160/45 P3 C2 ●	TSX7 NED 160/45 P3 FP
	200	45		140 x 110	105 x 80/75	11	55	240	300	TSX7 NED 200/45 P3 CP	TSX7 NED 200/45 P3 C2 ●	TSX7 NED 200/45 P3 FP
NEC	125	40		140 x 110	105 x 80/75	11	55	165	250	TSX7 NEC 125/40 P3 CP	TSX7 NEC 125/40 P3 C2 ●	TSX7 NEC 125/40 P3 FP
	160	45		140 x 110	105 x 80/75	11	55	200	300	TSX7 NEC 160/45 P3 CP	TSX7 NEC 160/45 P3 C2 ●	TSX7 NEC 160/45 P3 FP
	200	45		140 x 110	105 x 80/75	11	55	240	300	TSX7 NEC 200/45 P3 CP	TSX7 NEC 200/45 P3 C2 ●	TSX7 NEC 200/45 P3 FP
NEX	125	40		140 x 110	105 x 80/75	11	55	165	250	TSX7 NEX 125/40 P3 CP	TSX7 NEX 125/40 P3 C2 ●	TSX7 NEX 125/40 P3 FP
	160	45		140 x 110	105 x 80/75	11	55	200	300	TSX7 NEX 160/45 P3 CP	TSX7 NEX 160/45 P3 C2 ●	TSX7 NEX 160/45 P3 FP
	200	45		140 x 110	105 x 80/75	11	55	240	300	TSX7 NEX 200/45 P3 CP	TSX7 NEX 200/45 P3 C2 ●	TSX7 NEX 200/45 P3 FP

C2-PA / C2-PM
Foro esagonale perpendicolare al lato lungo della piastra

Hexagone bore perpendicular to the long side of plate

- **C2-PA** con ritorno automatico - *with automatic reverse*
- **C2-PM** con ritorno manuale - *with manual reverse*

C2-LA / C2-LM
Foro esagonale parallelo al lato lungo della piastra

Hexagone bore parallel to the long side of plate

- **C2-LA** con ritorno automatico - *with automatic reverse*
- **C2-LM** con ritorno manuale - *with manual reverse*

Acciaio INOX
Completamente lavabile, con componenti metallici realizzati interamente in acciaio inossidabile.

Stainless steel
Totally washable, with metal components integrally made from stainless steel.

Normative:
EN 12532.

Standards:
EN 12532.

Soluzioni speciali e personalizzate
Su richiesta, il nostro ufficio tecnico è disponibile a studiare con voi soluzioni speciali e personalizzate.

Special and customized solutions
Upon request, our technical department is available to study with you special and customized solutions.

CP

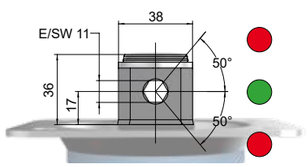

C2

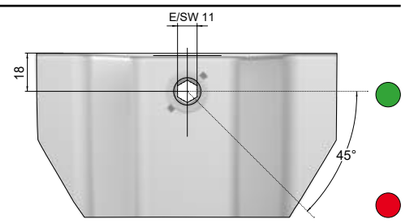

FP

TS Industriale INOX

daN 100 ÷ 400

BP DD FA

SUPPORTO

Materiale:
lamiera d'acciaio INOX

Piroettamento:
su doppio giro di sfere

Finitura:
brillantata

RUOTA

NSO - NSD - NSC
Fascia e nucleo:
poliammide
75 Shore D

HOUSING

Material:
pressed
stainless steel

Swivel:
double ball bearing

Finishing:
polished

WHEEL

NSO - NSD - NSC
Tread and Centre:
polyamide
75 Shore D

	mm						daN					
NSO	80	30		105 x 85	80 x 60	9	43	108	100	TSX7 NSO 080/30 P2	TSX7 NSO 080/30 P2 BP	-	TSX7 NSO 080/30 P2 FA
	100	35		105 x 85	80 x 60	9	40	128	150	TSX7 NSO 100/35 P2	TSX7 NSO 100/35 P2 BP	-	TSX7 NSO 100/35 P2 FA
	125	40		105 x 85	80 x 60	9	40	155	200	TSX7 NSO 125/40 P2	TSX7 NSO 125/40 P2 BP	-	TSX7 NSO 125/40 P2 FA
	125	40		140 x 110	105 x 80/75	11	55	165	300	TSX7 NSO 125/40 P3	TSX7 NSO 125/40 P3 BP	TSX7 NSO 125/40 P3 DD	TSX7 NSO 125/40 P3 FA
	160	40		140 x 110	105 x 80/75	11	55	200	350	TSX7 NSO 160/40 P3	TSX7 NSO 160/40 P3 BP	TSX7 NSO 160/40 P3 DD	TSX7 NSO 160/40 P3 FA
	200	50		140 x 110	105 x 80/75	11	55	240	400	TSX7 NSO 200/50 P3	TSX7 NSO 200/50 P3 BP	TSX7 NSO 200/50 P3 DD	TSX7 NSO 200/50 P3 FA
NSD	80	30		105 x 85	80 x 60	9	43	108	100	TSX7 NSD 080/30 P2	TSX7 NSD 080/30 P2 BP	-	TSX7 NSD 080/30 P2 FA
	100	35		105 x 85	80 x 60	9	40	128	150	TSX7 NSD 100/35 P2	TSX7 NSD 100/35 P2 BP	-	TSX7 NSD 100/35 P2 FA
	125	40		105 x 85	80 x 60	9	40	155	200	TSX7 NSD 125/40 P2	TSX7 NSD 125/40 P2 BP	-	TSX7 NSD 125/40 P2 FA
	160	40		140 x 110	105 x 80/75	11	55	200	350	TSX7 NSD 160/40 P3	TSX7 NSD 160/40 P3 BP	TSX7 NSD 160/40 P3 DD	TSX7 NSD 160/40 P3 FA
	200	50		140 x 110	105 x 80/75	11	55	240	400	TSX7 NSD 200/50 P3	TSX7 NSD 200/50 P3 BP	TSX7 NSD 200/50 P3 DD	TSX7 NSD 200/50 P3 FA
NSC	125	40		140 x 110	105 x 80/75	11	55	165	300	TSX7 NSC 125/40 P3	TSX7 NSC 125/40 P3 BP	TSX7 NSC 125/40 P3 DD	TSX7 NSC 125/40 P3 FA
	160	40		140 x 110	105 x 80/75	11	55	200	350	TSX7 NSC 160/40 P3	TSX7 NSC 160/40 P3 BP	TSX7 NSC 160/40 P3 DD	TSX7 NSC 160/40 P3 FA
	200	50		140 x 110	105 x 80/75	11	55	240	400	TSX7 NSC 200/50 P3	TSX7 NSC 200/50 P3 BP	TSX7 NSC 200/50 P3 DD	TSX7 NSC 200/50 P3 FA

Acciaio INOX
Completamente lavabile, con componenti metallici realizzati interamente in acciaio inossidabile.

Stainless steel
Totally washable, with metal components integrally made from stainless steel.

Normative:
EN 12532.

Standards:
EN 12532.

Soluzioni speciali e personalizzate
Su richiesta, il nostro ufficio tecnico è disponibile a studiare con voi soluzioni speciali e personalizzate.

Special and customized solutions
Upon request, our technical department is available to study with you special and customized solutions.

Posizionamento automatico
Su richiesta, le ruote possono essere fornite con un dispositivo di posizionamento automatico.

Automatic positioning
Upon request, the castors can be supplied with an automatic positioning device.

Fissaggio a foro per vite
Su richiesta, le ruote possono essere fornite con un fissaggio a foro per vite diametro 12 mm.

Bolt hole fitting
Upon request, the castors can be supplied with a bolt hole fitting diameter 12 mm.

Freno direzionale "DD"
Il freno direzionale a cui si riferisce l'immagine qui sopra è opzionale e deve essere ordinato separatamente.

Directional lock "DD"
The directional lock, whose picture above refers, being an option has to be ordered separately.

TS Industriale INOX

daN 100 ÷ 400

BP DD FA

SUPPORTO

Materiale:
lamiera d'acciaio INOX

Piroettamento:
su doppio giro di sfere

Finitura:
brillantata

RUOTA

NPO - NPD - NPC
Fascia: poliuretano termoplastico 95 Shore A
Nucleo: poliammide

HOUSING

Material:
pressed stainless steel

Swivel:
double ball bearing

Finishing:
polished

WHEEL

NPO - NPD - NPC
Tread: *injected PUR 95 Shore A*
Centre: *polyamide*

	mm						daN				
NPO	80	30		105 x 85	80 x 60	9	43	108	100	TSX7 NPO 080/30 P2	TSX7 NPO 080/30 P2 BP	-	TSX7 NPO 080/30 P2 FA
	100	30		105 x 85	80 x 60	9	40	128	150	TSX7 NPO 100/30 P2	TSX7 NPO 100/30 P2 BP	-	TSX7 NPO 100/30 P2 FA
	125	30		105 x 85	80 x 60	9	40	155	200	TSX7 NPO 125/30 P2	TSX7 NPO 125/30 P2 BP	-	TSX7 NPO 125/30 P2 FA
	125	40		140 x 110	105 x 80/75	11	55	165	300	TSX7 NPO 125/40 P3	TSX7 NPO 125/40 P3 BP	TSX7 NPO 125/40 P3 DD	TSX7 NPO 125/40 P3 FA
	160	40		140 x 110	105 x 80/75	11	55	200	350	TSX7 NPO 160/40 P3	TSX7 NPO 160/40 P3 BP	TSX7 NPO 160/40 P3 DD	TSX7 NPO 160/40 P3 FA
	200	50		140 x 110	105 x 80/75	11	55	240	400	TSX7 NPO 200/50 P3	TSX7 NPO 200/50 P3 BP	TSX7 NPO 200/50 P3 DD	TSX7 NPO 200/50 P3 FA
NPD	80	30		105 x 85	80 x 60	9	43	108	100	TSX7 NPD 080/30 P2	TSX7 NPD 080/30 P2 BP	-	TSX7 NPD 080/30 P2 FA
	100	30		105 x 85	80 x 60	9	40	128	150	TSX7 NPD 100/30 P2	TSX7 NPD 100/30 P2 BP	-	TSX7 NPD 100/30 P2 FA
	125	30		105 x 85	80 x 60	9	40	155	200	TSX7 NPD 125/30 P2	TSX7 NPD 125/30 P2 BP	-	TSX7 NPD 125/30 P2 FA
	150	40		105 x 85	80 x 60	9	48	180	200	TSX7 NPD 150/40 P2	TSX7 NPD 150/40 P2 BP	-	TSX7 NPD 150/40 P2 FA
	125	40		140 x 110	105 x 80/75	11	55	165	300	TSX7 NPD 125/40 P3	TSX7 NPD 125/40 P3 BP	TSX7 NPD 125/40 P3 DD	TSX7 NPD 125/40 P3 FA
	160	40		140 x 110	105 x 80/75	11	55	200	350	TSX7 NPD 160/40 P3	TSX7 NPD 160/40 P3 BP	TSX7 NPD 160/40 P3 DD	TSX7 NPD 160/40 P3 FA
	200	50		140 x 110	105 x 80/75	11	55	240	400	TSX7 NPD 200/50 P3	TSX7 NPD 200/50 P3 BP	TSX7 NPD 200/50 P3 DD	TSX7 NPD 200/50 P3 FA
NPC	80	30		105 x 85	80 x 60	9	43	108	100	TSX7 NPC 080/30 P2	TSX7 NPC 080/30 P2 BP	-	TSX7 NPC 080/30 P2 FA
	100	30		105 x 85	80 x 60	9	40	128	150	TSX7 NPC 100/30 P2	TSX7 NPC 100/30 P2 BP	-	TSX7 NPC 100/30 P2 FA
	125	30		105 x 85	80 x 60	9	40	155	200	TSX7 NPC 125/30 P2	TSX7 NPC 125/30 P2 BP	-	TSX7 NPC 125/30 P2 FA
	150	30		105 x 85	80 x 60	9	48	180	200	TSX7 NPC 150/30 P2	TSX7 NPC 150/30 P2 BP	-	TSX7 NPC 150/30 P2 FA
	125	40		140 x 110	105 x 80/75	11	55	165	300	TSX7 NPC 125/40 P3	TSX7 NPC 125/40 P3 BP	TSX7 NPC 125/40 P3 DD	TSX7 NPC 125/40 P3 FA
	160	40		140 x 110	105 x 80/75	11	55	200	350	TSX7 NPC 160/40 P3	TSX7 NPC 160/40 P3 BP	TSX7 NPC 160/40 P3 DD	TSX7 NPC 160/40 P3 FA
	200	50		140 x 110	105 x 80/75	11	55	240	400	TSX7 NPC 200/50 P3	TSX7 NPC 200/50 P3 BP	TSX7 NPC 200/50 P3 DD	TSX7 NPC 200/50 P3 FA

Acciaio INOX
Completamente lavabile, con componenti metallici realizzati interamente in acciaio inossidabile.

Stainless steel
Totally washable, with metal components integrally made from stainless steel.

Normative:
EN 12532 - ISO 22883.

Standards:
EN 12532 - ISO 22883.

Soluzioni speciali e personalizzate
Su richiesta, il nostro ufficio tecnico è disponibile a studiare con voi soluzioni speciali e personalizzate.

Special and customized solutions
Upon request, our technical department is available to study with you special and customized solutions.

Posizionamento automatico
Su richiesta, le ruote possono essere fornite con un dispositivo di posizionamento automatico.

Automatic positioning
Upon request, the castors can be supplied with an automatic positioning device.

Fissaggio a foro per vite
Su richiesta, le ruote possono essere fornite con un fissaggio a foro per vite diametro 12 mm.

Bolt hole fitting
Upon request, the castors can be supplied with a bolt hole fitting diameter 12 mm.

Freno direzionale "DD"
Il freno direzionale a cui si riferisce l'immagine qui sopra è opzionale e deve essere ordinato separatamente.

Directional lock "DD"
The directional lock, whose picture above refers, being an option has to be ordered separately.

TS Industriale INOX

daN 100 ÷ 400

BP DD FA

SUPPORTO

Materiale:
lamiera d'acciaio INOX

Piroettamento:
su doppio giro di sfere

Finitura:
brillantata

RUOTA

NPC 7012
Fascia: poliuretano termoplastico 95 Shore A - **Nucleo:** poliammide

HPC 7012
Fascia: poliuretano termoplastico elettroconduttivo - 95 Shore A
Nucleo: poliammide elettroconduttivo

NPD 80ShA
Fascia: poliuretano termoplastico 80 Shore A - **Nucleo:** poliammide

HOUSING

Material:
pressed stainless steel

Swivel:
double ball bearing

Finishing:
polished

WHEEL

NPC 7012
Tread: *injected PUR - 95 Shore A*
Centre: *polyamide*

HPC 7012
Tread: *electric conductive injected PUR - 95 Shore A*
Centre: *electric conductive polyamide*

NPD 80ShA
Tread: *injected PUR - 80 Shore A*
Centre: *polyamide*

mm						daN						
NPC 7012	80	30		105 x 85	80 x 60	9	43	108	100	TSX7 NPC 080/30 P2 7012	TSX7 NPC 080/30 P2 BP 7012	-	TSX7 NPC 080/30 P2 FA 7012
	100	30		105 x 85	80 x 60	9	40	128	150	TSX7 NPC 100/30 P2 7012	TSX7 NPC 100/30 P2 BP 7012	-	TSX7 NPC 100/30 P2 FA 7012
	125	30		105 x 85	80 x 60	9	40	155	200	TSX7 NPC 125/30 P2 7012	TSX7 NPC 125/30 P2 BP 7012	-	TSX7 NPC 125/30 P2 FA 7012
	150	30		105 x 85	80 x 60	9	48	180	200	TSX7 NPC 150/30 P2 7012	TSX7 NPC 150/30 P2 BP 7012	-	TSX7 NPC 150/30 P2 FA 7012
	125	40		140 x 110	105 x 80/75	11	55	165	300	TSX7 NPC 125/40 P3 7012	TSX7 NPC 125/40 P3 BP 7012	TSX7 NPC 125/40 P3 DD 7012	TSX7 NPC 125/40 P3 FA 7012
	160	40		140 x 110	105 x 80/75	11	55	200	350	TSX7 NPC 160/40 P3 7012	TSX7 NPC 160/40 P3 BP 7012	TSX7 NPC 160/40 P3 DD 7012	TSX7 NPC 160/40 P3 FA 7012
	200	50		140 x 110	105 x 80/75	11	55	240	400	TSX7 NPC 200/50 P3 7012	TSX7 NPC 200/50 P3 BP 7012	TSX7 NPC 200/50 P3 DD 7012	TSX7 NPC 200/50 P3 FA 7012
HPC 7012	80	30		105 x 85	80 x 60	9	43	108	100	TSX7 HPC 080/30 P2 7012	TSX7 HPC 080/30 P2 BP 7012	-	TSX7 HPC 080/30 P2 FA 7012
	100	30		105 x 85	80 x 60	9	40	128	150	TSX7 HPC 100/30 P2 7012	TSX7 HPC 100/30 P2 BP 7012	-	TSX7 HPC 100/30 P2 FA 7012
	125	30		105 x 85	80 x 60	9	40	155	200	TSX7 HPC 125/30 P2 7012	TSX7 HPC 125/30 P2 BP 7012	-	TSX7 HPC 125/30 P2 FA 7012
	150	30		105 x 85	80 x 60	9	48	180	200	TSX7 HPC 150/30 P2 7012	TSX7 HPC 150/30 P2 BP 7012	-	TSX7 HPC 150/30 P2 FA 7012
	125	40		140 x 110	105 x 80/75	11	55	165	300	TSX7 HPC 125/40 P3 7012	TSX7 HPC 125/40 P3 BP 7012	TSX7 HPC 125/40 P3 DD 7012	TSX7 HPC 125/40 P3 FA 7012
	160	40		140 x 110	105 x 80/75	11	55	200	350	TSX7 HPC 160/40 P3 7012	TSX7 HPC 160/40 P3 BP 7012	TSX7 HPC 160/40 P3 DD 7012	TSX7 HPC 160/40 P3 FA 7012
	200	50		140 x 110	105 x 80/75	11	55	240	400	TSX7 HPC 200/50 P3 7012	TSX7 HPC 200/50 P3 BP 7012	TSX7 HPC 200/50 P3 DD 7012	TSX7 HPC 200/50 P3 FA 7012
NPD 80ShA	100	30		105 x 85	80 x 60	9	40	128	100	TSX7 NPD 100/30 P2 80ShA	TSX7 NPD 100/30 P2 BP 80ShA	-	TSX7 NPD 100/30 P2 FA 80ShA
	125	30		105 x 85	80 x 60	9	40	155	125	TSX7 NPD 125/30 P2 80ShA	TSX7 NPD 125/30 P2 BP 80ShA	-	TSX7 NPD 125/30 P2 FA 80ShA
	125	40		105 x 85	80 x 60	9	40	155	150	TSX7 NPD 125/40 P2 80ShA	TSX7 NPD 125/40 P2 BP 80ShA	-	TSX7 NPD 125/40 P2 FA 80ShA
	125	40		140 x 110	105 x 80/75	11	55	165	180	TSX7 NPD 125/40 P3 80ShA	TSX7 NPD 125/40 P3 BP 80ShA	TSX7 NPD 125/40 P3 DD 80ShA	TSX7 NPD 125/40 P3 FA 80ShA
	160	40		140 x 110	105 x 80/75	11	55	200	200	TSX7 NPD 160/40 P3 80ShA	TSX7 NPD 160/40 P3 BP 80ShA	TSX7 NPD 160/40 P3 DD 80ShA	TSX7 NPD 160/40 P3 FA 80ShA
	200	50		140 x 110	105 x 80/75	11	55	240	250	TSX7 NPD 200/50 P3 80ShA	TSX7 NPD 200/50 P3 BP 80ShA	TSX7 NPD 200/50 P3 DD 80ShA	TSX7 NPD 200/50 P3 FA 80ShA

Acciaio INOX
Completamente lavabile, con componenti metallici realizzati interamente in acciaio inossidabile.

Stainless steel
Totally washable, with metal components integrally made from stainless steel.

Elettroconduttivo
Le ruote sono realizzate con materiali elettroconduttivi e presentano una resistività elettrica < 100.000 Ohm.

Electric conductive
The castors are made from electro conductive materials and they have an electric resistivity < 100.000 Ohm.

Normative:
EN 12532.

Standards:
EN 12532.

Posizionamento automatico
Su richiesta, le ruote possono essere fornite con un dispositivo di posizionamento automatico.

Automatic positioning
Upon request, the castors can be supplied with an automatic positioning device.

Fissaggio a foro per vite
Su richiesta, le ruote possono essere fornite con un fissaggio a foro per vite diametro 12 mm.

Bolt hole fitting
Upon request, the castors can be supplied with a bolt hole fitting diameter 12 mm.

Freno direzionale "DD"
Il freno direzionale a cui si riferisce l'immagine qui sopra è opzionale e deve essere ordinato separatamente.

Directional lock "DD"
The directional lock, whose picture above refers, being an option has to be ordered separately.

TP Industriale INOX Pesante

daN 300 ÷ 400

BP DD FA

SUPPORTO

Materiale:
lamiera d'acciaio INOX

Piroettamento:
su doppio giro
di sfere, rinforzato

Finitura:
brillantata

RUOTA

NED - NEC - NEX
Fascia: gomma elastica
grigia antitraccia - 68 Shore A
Nucleo: poliammide

HOUSING

Material:
pressed
stainless steel

Swivel:
double ball bearing,
reinforced, riveted
king pin

Finishing:
polished

WHEEL

NED - NEC - NEX
Tread: *non marking grey elastic*
rubber - 68 Shore A
Centre: *polyamide*

mm													
NED	160	45		140 x 110	105 x 80/75	11	55	200	300	240	TPX7 NED 160/45 P3	TPX7 NED 160/45 P3 BP	TPX7 NED 160/45 P3 DD	TPX7 NED 160/45 P3 FA
	200	45		140 x 110	105 x 80/75	11	55	240	400	320	TPX7 NED 200/45 P3	TPX7 NED 200/45 P3 BP	TPX7 NED 200/45 P3 DD	TPX7 NED 200/45 P3 FA
NEC	160	45		140 x 110	105 x 80/75	11	55	200	300	240	TPX7 NEC 160/45 P3	TPX7 NEC 160/45 P3 BP	TPX7 NEC 160/45 P3 DD	TPX7 NEC 160/45 P3 FA
	200	45		140 x 110	105 x 80/75	11	55	240	400	320	TPX7 NEC 200/45 P3	TPX7 NEC 200/45 P3 BP	TPX7 NEC 200/45 P3 DD	TPX7 NEC 200/45 P3 FA
NEX	160	45		140 x 110	105 x 80/75	11	55	200	300	240	TPX7 NEX 160/45 P3	TPX7 NEX 160/45 P3 BP	TPX7 NEX 160/45 P3 DD	TPX7 NEX 160/45 P3 FA
	200	45		140 x 110	105 x 80/75	11	55	240	400	320	TPX7 NEX 200/45 P3	TPX7 NEX 200/45 P3 BP	TPX7 NEX 200/45 P3 DD	TPX7 NEX 200/45 P3 FA

Acciaio INOX
Completamente lavabile,
con componenti metallici
realizzati interamente
in acciaio inossidabile.

Stainless steel
Totally washable,
with metal components integrally
made from stainless steel.

Normative:
EN 12532 (4 km/h).
EN 12533 (6 km/h).

Standards:
EN 12532 (4 km/h).
EN 12533 (6 km/h).

Soluzioni speciali e personalizzate
Su richiesta, il nostro ufficio
tecnico è disponibile a studiare
con voi soluzioni speciali
e personalizzate.

Special and customized solutions
Upon request, our technical
department is available to study
with you special and customized
solutions.

Posizionamento automatico
Su richiesta, le ruote
possono essere fornite
con un dispositivo
di posizionamento automatico.

Automatic positioning
Upon request, the castors
can be supplied
with an automatic
positioning device.

Freno direzionale "DD"
Il freno direzionale a cui si
riferisce l'immagine qui sopra
è opzionale e deve essere
ordinato separatamente.

Directional lock "DD"
The directional lock,
whose picture above refers,
being an option has to be
ordered separately.

TP Industriale INOX Pesante

daN 400 ÷ 800

BP DD FA

SUPPORTO

Materiale:
lamiera d'acciaio INOX

Piroettamento:
su doppio giro
di sfere, rinforzato

Finitura:
brillantata

RUOTA

NSO - NSD - NSC
Fascia e nucleo:
poliammide
75 Shore D

HOUSING

Material:
pressed
stainless steel

Swivel:
double ball bearing,
reinforced, riveted
king pin

Finishing:
polished

WHEEL

NSO - NSD - NSC
Tread and Centre:
polyamide
75 Shore D

mm								daN 4 km/h	daN 6 km/h				
NSO	125	40		140 x 110	105 x 80/75	11	55	165	700	560	TPX7 NSO 125/40 P3	TPX7 NSO 125/40 P3 BP	TPX7 NSO 125/40 P3 DD	TPX7 NSO 125/40 P3 FA
	160	40		140 x 110	105 x 80/75	11	55	200	700	560	TPX7 NSO 160/40 P3	TPX7 NSO 160/40 P3 BP	TPX7 NSO 160/40 P3 DD	TPX7 NSO 160/40 P3 FA
	200	50		140 x 110	105 x 80/75	11	55	240	800	640	TPX7 NSO 200/50 P3	TPX7 NSO 200/50 P3 BP	TPX7 NSO 200/50 P3 DD	TPX7 NSO 200/50 P3 FA
NSD	160	40		140 x 110	105 x 80/75	11	55	200	400	320	TPX7 NSD 160/40 P3	TPX7 NSD 160/40 P3 BP	TPX7 NSD 160/40 P3 DD	TPX7 NSD 160/40 P3 FA
	200	50		140 x 110	105 x 80/75	11	55	240	500	400	TPX7 NSD 200/50 P3	TPX7 NSD 200/50 P3 BP	TPX7 NSD 200/50 P3 DD	TPX7 NSD 200/50 P3 FA
NSC	125	40		140 x 110	105 x 80/75	11	55	165	700	560	TPX7 NSC 125/40 P3	TPX7 NSC 125/40 P3 BP	TPX7 NSC 125/40 P3 DD	TPX7 NSC 125/40 P3 FA
	160	40		140 x 110	105 x 80/75	11	55	200	700	560	TPX7 NSC 160/40 P3	TPX7 NSC 160/40 P3 BP	TPX7 NSC 160/40 P3 DD	TPX7 NSC 160/40 P3 FA
	200	50		140 x 110	105 x 80/75	11	55	240	800	640	TPX7 NSC 200/50 P3	TPX7 NSC 200/50 P3 BP	TPX7 NSC 200/50 P3 DD	TPX7 NSC 200/50 P3 FA

Acciaio INOX
Completamente lavabile,
con componenti metallici
realizzati interamente
in acciaio inossidabile.

Stainless steel
Totally washable,
with metal components integrally
made from stainless steel.

Normative:
EN 12532 (4 km/h).
EN 12533 (6 km/h).

Standards:
EN 12532 (4 km/h).
EN 12533 (6 km/h).

Soluzioni speciali e personalizzate
Su richiesta, il nostro ufficio
tecnico è disponibile a studiare
con voi soluzioni speciali
e personalizzate.

Special and customized solutions
Upon request, our technical
department is available to study
with you special and customized
solutions.

Posizionamento automatico
Su richiesta, le ruote
possono essere fornite
con un dispositivo
di posizionamento automatico.

Automatic positioning
Upon request, the castors
can be supplied
with an automatic
positioning device.

Freno direzionale "DD"
Il freno direzionale a cui si
riferisce l'immagine qui sopra
è opzionale e deve essere
ordinato separatamente.

Directional lock "DD"
The directional lock,
whose picture above refers,
being an option has to be
ordered separately.

TP Industriale INOX Pesante

daN 350 ÷ 700

BP DD FA

SUPPORTO

Materiale:
lamiera d'acciaio INOX

Piroettamento:
su doppio giro
di sfere, rinforzato

Finitura:
brillantata

RUOTA

NPO - NPD - NPC
Fascia: poliuretano termoplastico 95 Shore A
Nucleo: poliammide

HOUSING

Material:
pressed stainless steel

Swivel:
double ball bearing, reinforced, riveted king pin

Finishing:
polished

WHEEL

NPO - NPD - NPC
Tread: *injected PUR 95 Shore A*
Centre: *polyamide*

mm								daN 4 km/h	daN 6 km/h				
NPO	125	40		140 x 110	105 x 80/75	11	55	165	350	280	TPX7 NPO 125/40 P3	TPX7 NPO 125/40 P3 BP	TPX7 NPO 125/40 P3 DD	TPX7 NPO 125/40 P3 FA
	160	40		140 x 110	105 x 80/75	11	55	200	400	320	TPX7 NPO 160/40 P3	TPX7 NPO 160/40 P3 BP	TPX7 NPO 160/40 P3 DD	TPX7 NPO 160/40 P3 FA
	200	50		140 x 110	105 x 80/75	11	55	240	500	400	TPX7 NPO 200/50 P3	TPX7 NPO 200/50 P3 BP	TPX7 NPO 200/50 P3 DD	TPX7 NPO 200/50 P3 FA
NPD	125	40		140 x 110	105 x 80/75	11	55	165	350	280	TPX7 NPD 125/40 P3	TPX7 NPD 125/40 P3 BP	TPX7 NPD 125/40 P3 DD	TPX7 NPD 125/40 P3 FA
	160	40		140 x 110	105 x 80/75	11	55	200	400	320	TPX7 NPD 160/40 P3	TPX7 NPD 160/40 P3 BP	TPX7 NPD 160/40 P3 DD	TPX7 NPD 160/40 P3 FA
	200	50		140 x 110	105 x 80/75	11	55	240	500	400	TPX7 NPD 200/50 P3	TPX7 NPD 200/50 P3 BP	TPX7 NPD 200/50 P3 DD	TPX7 NPD 200/50 P3 FA
NPC	125	40		140 x 110	105 x 80/75	11	55	165	350	280	TPX7 NPC 125/40 P3	TPX7 NPC 125/40 P3 BP	TPX7 NPC 125/40 P3 DD	TPX7 NPC 125/40 P3 FA
	160	50		140 x 110	105 x 80/75	11	55	200	600	480	TPX7 NPC 160/50 P3	TPX7 NPC 160/50 P3 BP	TPX7 NPC 160/50 P3 DD	TPX7 NPC 160/50 P3 FA
	200	50		140 x 110	105 x 80/75	11	55	240	700	560	TPX7 NPC 200/50 P3	TPX7 NPC 200/50 P3 BP	TPX7 NPC 200/50 P3 DD	TPX7 NPC 200/50 P3 FA

Acciaio INOX
Completamente lavabile, con componenti metallici realizzati interamente in acciaio inossidabile.

Stainless steel
Totally washable, with metal components integrally made from stainless steel.

Normative:
EN 12532 (4 km/h).
EN 12533 (6 km/h).

Standards:
EN 12532 (4 km/h).
EN 12533 (6 km/h).

Soluzioni speciali e personalizzate
Su richiesta, il nostro ufficio tecnico è disponibile a studiare con voi soluzioni speciali e personalizzate.

Special and customized solutions
Upon request, our technical department is available to study with you special and customized solutions.

Posizionamento automatico
Su richiesta, le ruote possono essere fornite con un dispositivo di posizionamento automatico.

Automatic positioning
Upon request, the castors can be supplied with an automatic positioning device.

Freno direzionale "DD"
Il freno direzionale a cui si riferisce l'immagine qui sopra è opzionale e deve essere ordinato separatamente.

Directional lock "DD"
The directional lock, whose picture above refers, being an option has to be ordered separately.

AS AGV Medica INOX — daN 200 ÷ 250 — SA SB SD FA

SUPPORTO

Materiale:
lamiera d'acciaio INOX

Piroettamento:
su doppio giro
di sfere, rinforzato

Finitura:
brillantata

RUOTA

NPC - NPX
Fascia: poliuretano termoplastico 80 Shore A - **Nucleo:** poliammide

HPC - HPX
Fascia: poliuretano termoplastico elettroconduttivo - 80 Shore A
Nucleo: poliammide elettroconduttivo

NEC - NEX
Fascia: gomma elastica grigia antitraccia - 68 Shore A
Nucleo: poliammide

HOUSING

Material:
pressed stainless steel

Swivel:
double ball bearing, reinforced, riveted king pin

Finishing:
polished

WHEEL

NPC - NPX
Tread: *injected PUR - 80 Shore A*
Centre: *polyamide*

HPC - HPX
Tread: *electric conductive injected PUR - 80 Shore A*
Centre: *electric conductive polyamide*

NEC - NEX
Tread: *non marking grey elastic rubber - 68 Shore A*
Centre: *polyamide*

	mm								daN	SA	SB	SD	FA
80ShA 80ShA **NPC - NPX**	160	40		140 x 74	110 x 50	10,5	50	205	200	ASX8 NPC 160/40 PM SA 80ShA	ASX8 NPC 160/40 PM SB 80ShA	ASX8 NPC 160/40 PM SD 80ShA	ASX8 NPC 160/40 PM FA 80ShA
	200	40		140 x 74	110 x 50	10,5	50	245	250	ASX8 NPC 200/40 PM SA 80ShA	ASX8 NPC 200/40 PM SB 80ShA	ASX8 NPC 200/40 PM SD 80ShA	ASX8 NPC 200/40 PM FA 80ShA
	200	40		140 x 74	110 x 50	10,5	50	245	250	ASX8 NPX 200/40 PM SA 80ShA	ASX8 NPX 200/40 PM SB 80ShA	ASX8 NPX 200/40 PM SD 80ShA	ASX8 NPX 200/40 PM FA 80ShA
80ShA 80ShA **HPC - HPX**	160	40		140 x 74	110 x 50	10,5	50	205	200	ASX8 HPC 160/40 PM SA 80ShA	ASX8 HPC 160/40 PM SB 80ShA	ASX8 HPC 160/40 PM SD 80ShA	ASX8 HPC 160/40 PM FA 80ShA
	200	40		140 x 74	110 x 50	10,5	50	245	250	ASX8 HPC 200/40 PM SA 80ShA	ASX8 HPC 200/40 PM SB 80ShA	ASX8 HPC 200/40 PM SD 80ShA	ASX8 HPC 200/40 PM FA 80ShA
	200	40		140 x 74	110 x 50	10,5	50	245	250	ASX8 HPX 200/40 PM SA 80ShA	ASX8 HPX 200/40 PM SB 80ShA	ASX8 HPX 200/40 PM SD 80ShA	ASX8 HPX 200/40 PM FA 80ShA
NEC - NEX	160	45		140 x 74	110 x 50	10,5	50	205	200	ASX8 NEC 160/45 PM SA	ASX8 NEC 160/45 PM SB	ASX8 NEC 160/45 PM SD	ASX8 NEC 160/45 PM FA
	200	45		140 x 74	110 x 50	10,5	50	245	250	ASX8 NEC 200/45 PM SA	ASX8 NEC 200/45 PM SB	ASX8 NEC 200/45 PM SD	ASX8 NEC 200/45 PM FA
	160	45		140 x 74	110 x 50	10,5	50	205	200	ASX8 NEX 160/45 PM SA	ASX8 NEX 160/45 PM SB	ASX8 NEX 160/45 PM SD	ASX8 NEX 160/45 PM FA
	200	45		140 x 74	110 x 50	10,5	50	245	250	ASX8 NEX 200/45 PM SA	ASX8 NEX 200/45 PM SB	ASX8 NEX 200/45 PM SD	ASX8 NEX 200/45 PM FA

Acciaio INOX
Completamente lavabile, con componenti metallici realizzati interamente in acciaio inossidabile.

Stainless steel
Totally washable, with metal components integrally made from stainless steel.

Elettroconduttivo
Le ruote sono realizzate con materiali elettroconduttivi e presentano una resistività elettrica < 100.000 Ohm.

Electric conductive
The castors are made from electro conductive materials and they have an electric resistivity < 100.000 Ohm.

Normative:
EN 12532.

Standards:
EN 12532.

Soluzioni speciali e personalizzate
Su richiesta, il nostro ufficio tecnico è disponibile a studiare con voi soluzioni speciali e personalizzate.

Special and customized solutions
Upon request, our technical department is available to study with you special and customized solutions.

Posizionamento automatico
Le ruote AGV Medica Inox sono fornite di serie con un dispositivo di posizionamento automatico.

Automatic positioning
Our AGV Medica Inox series castors are supplied with an automatic positioning device, as a standard.

Freno direzionale "SD"
Il freno direzionale a cui si riferisce l'immagine qui sopra è opzionale e deve essere ordinato separatamente.

Directional lock "SD"
The directional lock, whose picture above refers, being an option has to be ordered separately.

Ruote per carichi elevati

Heavy duty castors

TP Industriale 700 — 300 ÷ 500 daN — BP DD FA

SUPPORTO

Materiale:
lamiera d'acciaio
ad alta resistenza

Piroettamento:
su doppio giro
di sfere, rinforzato
con ralle temperate

Finitura:
zincata

RUOTA

ANP
Fascia: gomma elastica nera
68 Shore A
Nucleo: alluminio

HOUSING

Material:
pressed high resistant steel

Swivel:
double ball bearing, reinforced with hardened tracks, riveted king pin

Finishing:
zinc-chromatised

WHEEL

ANP
Tread: *black elastic rubber 68 Shore A*
Centre: *aluminium*

ANP

mm										
125	50		140 x 110	105 x 80/75	11	55	165	300	240	TPZ8 ANP 125/50 P3	TPZ8 ANP 125/50 P3 BP	TPZ8 ANP 125/50 P3 DD	TPZ8 ANP 125/50 P3 FA
160	50		140 x 110	105 x 80/75	11	55	200	350	280	TPZ8 ANP 160/50 P3	TPZ8 ANP 160/50 P3 BP	TPZ8 ANP 160/50 P3 DD	TPZ8 ANP 160/50 P3 FA
200	50		140 x 110	105 x 80/75	11	55	240	400	320	TPZ8 ANP 200/50 P3	TPZ8 ANP 200/50 P3 BP	TPZ8 ANP 200/50 P3 DD	TPZ8 ANP 200/50 P3 FA
250	50		140 x 110	105 x 80/75	11	55	292	500	400	TPZ8 ANP 250/50 P3	TPZ8 ANP 250/50 P3 BP	TPZ8 ANP 250/50 P3 DD	TPZ8 ANP 250/50 P3 FA

Normative:
EN 12532 (4 km/h).
EN 12533 (6 km/h).

Standards:
EN 12532 (4 km/h).
EN 12533 (6 km/h).

Soluzioni speciali e personalizzate
Su richiesta, il nostro ufficio tecnico è disponibile a studiare con voi soluzioni speciali e personalizzate.

Special and customized solutions
Upon request, our technical department is available to study with you special and customized solutions.

Posizionamento automatico
Su richiesta, le ruote possono essere fornite con un dispositivo di posizionamento automatico.

Automatic positioning
Upon request, the castors can be supplied with an automatic positioning device.

Freno registrabile "BR"
Su richiesta, le ruote con attacco "P3", possono essere fornite con un dispositivo registrabile di bloccaggio a doppia azione.

Adjustable brake "BR"
Upon request, the castors with "P3" fitting, can be supplied with an adjustable dual action locking device.

Dispositivo di protezione per piede
Su richiesta, le ruote possono essere fornite con dispositivo di protezione per i piedi.

Foot protection device
Upon request, the castors can be supplied with foot protection device.

Freno direzionale "DD"
Il freno direzionale a cui si riferisce l'immagine qui sopra è opzionale e deve essere ordinato separatamente.

Directional lock "DD"
The directional lock, whose picture above refers, being an option has to be ordered separately.

TP Industriale 700 — 250 ÷ 800 daN — BP DD FA

SUPPORTO

Materiale:
lamiera d'acciaio
ad alta resistenza

Piroettamento:
su doppio giro
di sfere, rinforzato
con ralle temperate

Finitura:
zincata

RUOTA

NSO - NSP
Fascia e nucleo:
poliammide
75 Shore D

HOUSING

Material:
pressed high resistant steel

Swivel:
double ball bearing, reinforced with hardened tracks, riveted king pin

Finishing:
zinc-chromatised

WHEEL

NSO - NSP
Tread and Centre:
polyamide
75 Shore D

	mm													
NSO	80	30		105 x 85	80 x 60	9	40	110	250	200	TPZ8 NSO 080/30 P2	TPZ8 NSO 080/30 P2 BP	-	TPZ8 NSO 080/30 P2 FA
	100	35		105 x 85	80 x 60	9	40	130	300	240	TPZ8 NSO 100/35 P2	TPZ8 NSO 100/35 P2 BP	-	TPZ8 NSO 100/35 P2 FA
	125	40		105 x 85	80 x 60	9	46	157	300	240	TPZ8 NSO 125/40 P2	TPZ8 NSO 125/40 P2 BP	-	TPZ8 NSO 125/40 P2 FA
	125	40		140 x 110	105 x 80/75	11	55	165	700	560	TPZ8 NSO 125/40 P3	TPZ8 NSO 125/40 P3 BP	TPZ8 NSO 125/40 P3 DD	TPZ8 NSO 125/40 P3 FA
	160	40		140 x 110	105 x 80/75	11	55	200	700	560	TPZ8 NSO 160/40 P3	TPZ8 NSO 160/40 P3 BP	TPZ8 NSO 160/40 P3 DD	TPZ8 NSO 160/40 P3 FA
	200	50		140 x 110	105 x 80/75	11	55	240	800	640	TPZ8 NSO 200/50 P3	TPZ8 NSO 200/50 P3 BP	TPZ8 NSO 200/50 P3 DD	TPZ8 NSO 200/50 P3 FA
	250	50		140 x 110	105 x 80/75	11	55	292	800	640	TPZ8 NSO 250/50 P3	TPZ8 NSO 250/50 P3 BP	TPZ8 NSO 250/50 P3 DD	TPZ8 NSO 250/50 P3 FA
NSP	100	35		105 x 85	80 x 60	9	40	130	300	240	TPZ8 NSP 100/35 P2	TPZ8 NSP 100/35 P2 BP	-	TPZ8 NSP 100/35 P2 FA
	125	40		140 x 110	105 x 80/75	11	55	165	700	560	TPZ8 NSP 125/40 P3	TPZ8 NSP 125/40 P3 BP	TPZ8 NSP 125/40 P3 DD	TPZ8 NSP 125/40 P3 FA
	160	40		140 x 110	105 x 80/75	11	55	200	700	560	TPZ8 NSP 160/40 P3	TPZ8 NSP 160/40 P3 BP	TPZ8 NSP 160/40 P3 DD	TPZ8 NSP 160/40 P3 FA
	200	50		140 x 110	105 x 80/75	11	55	240	800	640	TPZ8 NSP 200/50 P3	TPZ8 NSP 200/50 P3 BP	TPZ8 NSP 200/50 P3 DD	TPZ8 NSP 200/50 P3 FA
	250	50		140 x 110	105 x 80/75	11	55	292	800	640	TPZ8 NSP 250/50 P3	TPZ8 NSP 250/50 P3 BP	TPZ8 NSP 250/50 P3 DD	TPZ8 NSP 250/50 P3 FA

Normative:
EN 12532 (4 km/h).
EN 12533 (6 km/h).

Standards:
EN 12532 (4 km/h).
EN 12533 (6 km/h).

Soluzioni speciali e personalizzate
Su richiesta, il nostro ufficio tecnico è disponibile a studiare con voi soluzioni speciali e personalizzate.

Special and customized solutions
Upon request, our technical department is available to study with you special and customized solutions.

Posizionamento automatico
Su richiesta, le ruote possono essere fornite con un dispositivo di posizionamento automatico.

Automatic positioning
Upon request, the castors can be supplied with an automatic positioning device.

Freno registrabile "BR"
Su richiesta, le ruote con attacco "P3", possono essere fornite con un dispositivo registrabile di bloccaggio a doppia azione.

Adjustable brake "BR"
Upon request, the castors with "P3" fitting, can be supplied with an adjustable dual action locking device.

Dispositivo di protezione per piede
Su richiesta, le ruote possono essere fornite con dispositivo di protezione per i piedi.

Foot protection device
Upon request, the castors can be supplied with foot protection device.

Freno direzionale "DD"
Il freno direzionale a cui si riferisce l'immagine qui sopra è opzionale e deve essere ordinato separatamente.

Directional lock "DD"
The directional lock, whose picture above refers, being an option has to be ordered separately.

TP Industriale 700 — 220 ÷ 800 daN — BP DD FA

SUPPORTO

Materiale:
lamiera d'acciaio
ad alta resistenza

Piroettamento:
su doppio giro
di sfere, rinforzato
con ralle temperate

Finitura:
zincata

RUOTA

AVP
Fascia: poliuretano colato
92 Shore A
Nucleo: alluminio

GVP
Fascia: poliuretano colato
92 Shore A
Nucleo: fusione di ghisa

NPP
Fascia: poliuretano termoplastico
95 Shore A
Nucleo: poliammide

HOUSING

Material:
pressed high resistant steel

Swivel:
double ball bearing, reinforced with hardened tracks, riveted king pin

Finishing:
zinc-chromatised

WHEEL

AVP
Tread: *cast PUR*
92 Shore A
Centre: *aluminium*

GVP
Tread: *cast PUR*
92 Shore A
Centre: *cast iron*

NPP
Tread: *injected PUR*
95 Shore A
Centre: *polyamide*

	mm								daN 4 km/h	daN 6 km/h				
AVP	100	40		105 x 85	80 x 60	9	40	130	250	200	TPZ8 AVP 100/40 P2	TPZ8 AVP 100/40 P2 BP	-	TPZ8 AVP 100/40 P2 FA
	125	50		140 x 110	105 x 80/75	11	55	165	500	400	TPZ8 AVP 125/50 P3	TPZ8 AVP 125/50 P3 BP	TPZ8 AVP 125/50 P3 DD	TPZ8 AVP 125/50 P3 FA
	160	50		140 x 110	105 x 80/75	11	55	200	800	640	TPZ8 AVP 160/50 P3	TPZ8 AVP 160/50 P3 BP	TPZ8 AVP 160/50 P3 DD	TPZ8 AVP 160/50 P3 FA
	200	50		140 x 110	105 x 80/75	11	55	240	800	640	TPZ8 AVP 200/50 P3	TPZ8 AVP 200/50 P3 BP	TPZ8 AVP 200/50 P3 DD	TPZ8 AVP 200/50 P3 FA
	250	50		140 x 110	105 x 80/75	11	55	292	800	640	TPZ8 AVP 250/50 P3	TPZ8 AVP 250/50 P3 BP	TPZ8 AVP 250/50 P3 DD	TPZ8 AVP 250/50 P3 FA
GVP	80	30		105 x 85	80 x 60	9	40	110	220	175	TPZ8 GVP 080/30 P2	TPZ8 GVP 080/30 P2 BP	-	TPZ8 GVP 080/30 P2 FA
	100	30		105 x 85	80 x 60	9	40	130	250	200	TPZ8 GVP 100/30 P2	TPZ8 GVP 100/30 P2 BP	-	TPZ8 GVP 100/30 P2 FA
	125	30		105 x 85	80 x 60	9	46	157	300	240	TPZ8 GVP 125/30 P2	TPZ8 GVP 125/30 P2 BP	-	TPZ8 GVP 125/30 P2 FA
	125	50		140 x 110	105 x 80/75	11	55	165	550	440	TPZ8 GVP 125/50 P3	TPZ8 GVP 125/50 P3 BP	TPZ8 GVP 125/50 P3 DD	TPZ8 GVP 125/50 P3 FA
	160	50		140 x 110	105 x 80/75	11	55	200	800	640	TPZ8 GVP 160/50 P3	TPZ8 GVP 160/50 P3 BP	TPZ8 GVP 160/50 P3 DD	TPZ8 GVP 160/50 P3 FA
	200	50		140 x 110	105 x 80/75	11	55	240	800	640	TPZ8 GVP 200/50 P3	TPZ8 GVP 200/50 P3 BP	TPZ8 GVP 200/50 P3 DD	TPZ8 GVP 200/50 P3 FA
	250	50		140 x 110	105 x 80/75	11	55	292	800	640	TPZ8 GVP 250/50 P3	TPZ8 GVP 250/50 P3 BP	TPZ8 GVP 250/50 P3 DD	TPZ8 GVP 250/50 P3 FA
NPP	125	40		140 x 110	105 x 80/75	11	55	165	350	280	TPZ8 NPP 125/40 P3	TPZ8 NPP 125/40 P3 BP	TPZ8 NPP 125/40 P3 DD	TPZ8 NPP 125/40 P3 FA
	160	50		140 x 110	105 x 80/75	11	55	200	600	480	TPZ8 NPP 160/50 P3	TPZ8 NPP 160/50 P3 BP	TPZ8 NPP 160/50 P3 DD	TPZ8 NPP 160/50 P3 FA
	200	50		140 x 110	105 x 80/75	11	55	240	700	560	TPZ8 NPP 200/50 P3	TPZ8 NPP 200/50 P3 BP	TPZ8 NPP 200/50 P3 DD	TPZ8 NPP 200/50 P3 FA
	250	50		140 x 110	105 x 80/75	11	55	292	800	640	TPZ8 NPP 250/50 P3	TPZ8 NPP 250/50 P3 BP	TPZ8 NPP 250/50 P3 DD	TPZ8 NPP 250/50 P3 FA

Normative:
EN 12532 (4 km/h).
EN 12533 (6 km/h).

Standards:
EN 12532 (4 km/h).
EN 12533 (6 km/h).

Soluzioni speciali e personalizzate
Su richiesta, il nostro ufficio tecnico è disponibile a studiare con voi soluzioni speciali e personalizzate.

Special and customized solutions
Upon request, our technical department is available to study with you special and customized solutions.

Posizionamento automatico
Su richiesta, le ruote possono essere fornite con un dispositivo di posizionamento automatico.

Automatic positioning
Upon request, the castors can be supplied with an automatic positioning device.

Freno registrabile "BR"
Su richiesta, le ruote con attacco "P3", possono essere fornite con un dispositivo registrabile di bloccaggio a doppia azione.

Adjustable brake "BR"
Upon request, the castors with "P3" fitting, can be supplied with an adjustable dual action locking device.

Dispositivo di protezione per piede
Su richiesta, le ruote possono essere fornite con dispositivo di protezione per i piedi.

Foot protection device
Upon request, the castors can be supplied with foot protection device.

Freno direzionale "DD"
Il freno direzionale a cui si riferisce l'immagine qui sopra è opzionale e deve essere ordinato separatamente.

Directional lock "DD"
The directional lock, whose picture above refers, being an option has to be ordered separately.

ES Elettrosaldato Industriale

daN 300 ÷ 500

BR DD FA

SUPPORTO

Materiale:
lamiera d'acciaio elettrosaldato

Piroettamento:
su doppio giro di sfere

Finitura:
zincata

RUOTA

ANP
Fascia: gomma elastica nera 68 Shore A
Nucleo: alluminio

FNP
Fascia: gomma elastica nera 75 Shore A
Nucleo: acciaio

HOUSING

Material:
arc-welded steel

Swivel:
double ball bearing

Finishing:
zinc-chromatised

WHEEL

ANP
Tread: *black elastic rubber 68 Shore A*
Centre: *aluminium*

FNP
Tread: *black elastic rubber 75 Shore A*
Centre: *steel*

ANP

mm										
125	50		135 x 110	105 x 80/75	11	47	170	300	240
160	50		135 x 110	105 x 80/75	11	57	205	350	280
200	50		135 x 110	105 x 80/75	11	66	245	400	320
250	50		135 x 110	105 x 80/75	11	70	305	500	400

ESZ8 ANP 125/50 P3	ESZ8 ANP 125/50 P3 BR	ESZ8 ANP 125/50 P3 DD	ESZ8 ANP 125/50 P3 FA
ESZ8 ANP 160/50 P3	ESZ8 ANP 160/50 P3 BR	ESZ8 ANP 160/50 P3 DD	ESZ8 ANP 160/50 P3 FA
ESZ8 ANP 200/50 P3	ESZ8 ANP 200/50 P3 BR	ESZ8 ANP 200/50 P3 DD	ESZ8 ANP 200/50 P3 FA
ESZ8 ANP 250/50 P3	ESZ8 ANP 250/50 P3 BR	ESZ8 ANP 250/50 P3 DD	ESZ8 ANP 250/50 P3 FA

Normative:
EN 12532 (4 km/h).
EN 12533 (6 km/h).

Standards:
EN 12532 (4 km/h).
EN 12533 (6 km/h).

Soluzioni speciali e personalizzate
Su richiesta, il nostro ufficio tecnico è disponibile a studiare con voi soluzioni speciali e personalizzate.

Special and customized solutions
Upon request, our technical department is available to study with you special and customized solutions.

Abbinamento dispositivi "BR" e "DD"
Su richiesta, le ruote possono essere fornite dispositivi "BR" e "DD" in abbinamento.

"BR" and "DD" devices combination
Upon request, the castors can be supplied with brake devices "DD" "BR".

Dispositivo di protezione per piede
Su richiesta, le ruote possono essere fornite con dispositivo di protezione per i piedi.

Foot protection device
Upon request, the castors can be supplied with foot protection device.

ES Elettrosaldato Industriale

daN 700 ÷ 1.200

BR DD FA

SUPPORTO

Materiale:
lamiera d'acciaio elettrosaldato

Piroettamento:
su doppio giro di sfere

Finitura:
zincata

RUOTA

NSP
Fascia e nucleo: poliammide 75 Shore D

HOUSING

Material:
arc-welded steel

Swivel:
double ball bearing

Finishing:
zinc-chromatised

WHEEL

NSP
Tread e Centre: *polyamide 75 Shore D*

NSP

mm								daN 4 km/h	daN 6 km/h				
125	40		135 x 110	105 x 80/75	11	47	170	700	560	ESZ8 NSP 125/40 P3	ESZ8 NSP 125/40 P3 BR	ESZ8 NSP 125/40 P3 DD	ESZ8 NSP 125/40 P3 FA
150	50		135 x 110	105 x 80/75	11	57	200	800	640	ESZ8 NSP 150/50 P3	ESZ8 NSP 150/50 P3 BR	ESZ8 NSP 150/50 P3 DD	ESZ8 NSP 150/50 P3 FA
200	50		135 x 110	105 x 80/75	11	66	245	1000	800	ESZ8 NSP 200/50 P3	ESZ8 NSP 200/50 P3 BR	ESZ8 NSP 200/50 P3 DD	ESZ8 NSP 200/50 P3 FA
250	50		135 x 110	105 x 80/75	11	70	305	1200	960	ESZ8 NSP 250/50 P3	ESZ8 NSP 250/50 P3 BR	ESZ8 NSP 250/50 P3 DD	ESZ8 NSP 250/50 P3 FA
200	50		175 x 140	140 x 105	15	66	245	1000	800	ESZ8 NSP 200/50 P4	ESZ8 NSP 200/50 P4 BR	ESZ8 NSP 200/50 P4 DD	ESZ8 NSP 200/50 P4 FA
250	50		175 x 140	140 x 105	15	70	305	1200	960	ESZ8 NSP 250/50 P4	ESZ8 NSP 250/50 P4 BR	ESZ8 NSP 250/50 P4 DD	ESZ8 NSP 250/50 P4 FA

EN ISO DIN

Normative:
EN 12532 (4 km/h).
EN 12533 (6 km/h).

Standards:
EN 12532 (4 km/h).
EN 12533 (6 km/h).

Soluzioni speciali e personalizzate
Su richiesta, il nostro ufficio tecnico è disponibile a studiare con voi soluzioni speciali e personalizzate.

Special and customized solutions
Upon request, our technical department is available to study with you special and customized solutions.

Abbinamento dispositivi "BR" e "DD"
Su richiesta, le ruote possono essere fornite dispositivi "BR" e "DD" in abbinamento.

"BR" and "DD" devices combination
Upon request, the castors can be supplied with brake devices "DD" "BR".

Dispositivo di protezione per piede
Su richiesta, le ruote possono essere fornite con dispositivo di protezione per i piedi.

Foot protection device
Upon request, the castors can be supplied with foot protection device.

ES Elettrosaldato Industriale

daN 500 ÷ 2.000

BR DD FA

SUPPORTO

Materiale:
lamiera d'acciaio elettrosaldato

Piroettamento:
su doppio giro di sfere

Finitura:
zincata

RUOTA

GVP
Fascia: poliuretano colato 92 Shore A
Nucleo: fusione di ghisa

AVP
Fascia: poliuretano colato 92 Shore A
Nucleo: alluminio

HOUSING

Material:
arc-welded steel

Swivel:
double ball bearing

Finishing:
zinc-chromatised

WHEEL

GVP
Tread: *cast PUR 92 Shore A*
Centre: *cast iron*

AVP
Tread: *cast PUR 92 Shore A*
Centre: *aluminium*

GVP

mm														
125	50		135 x 110	105 x 80/75	11	47	170	550	440	ESZ8 GVP 125/50 P3	ESZ8 GVP 125/50 P3 BR	ESZ8 GVP 125/50 P3 DD	ESZ8 GVP 125/50 P3 FA
150	50		135 x 110	105 x 80/75	11	57	200	700	560	ESZ8 GVP 150/50 P3	ESZ8 GVP 150/50 P3 BR	ESZ8 GVP 150/50 P3 DD	ESZ8 GVP 150/50 P3 FA
160	50		135 x 110	105 x 80/75	11	57	205	750	600	ESZ8 GVP 160/50 P3	ESZ8 GVP 160/50 P3 BR	ESZ8 GVP 160/50 P3 DD	ESZ8 GVP 160/50 P3 FA
200	50		135 x 110	105 x 80/75	11	66	245	1000	800	ESZ8 GVP 200/50 P3	ESZ8 GVP 200/50 P3 BR	ESZ8 GVP 200/50 P3 DD	ESZ8 GVP 200/50 P3 FA
250	50		135 x 110	105 x 80/75	11	70	305	1200	960	ESZ8 GVP 250/50 P3	ESZ8 GVP 250/50 P3 BR	ESZ8 GVP 250/50 P3 DD	ESZ8 GVP 250/50 P3 FA
125	50		175 x 140	140 x 105	15	47	170	550	440	ESZ8 GVP 125/50 P4	ESZ8 GVP 125/50 P4 BR	ESZ8 GVP 125/50 P4 DD	ESZ8 GVP 125/50 P4 FA
150	50		175 x 140	140 x 105	15	57	200	700	560	ESZ8 GVP 150/50 P4	ESZ8 GVP 150/50 P4 BR	ESZ8 GVP 150/50 P4 DD	ESZ8 GVP 150/50 P4 FA
160	50		175 x 140	140 x 105	15	57	205	750	600	ESZ8 GVP 160/50 P4	ESZ8 GVP 160/50 P4 BR	ESZ8 GVP 160/50 P4 DD	ESZ8 GVP 160/50 P4 FA
200	50		175 x 140	140 x 105	15	66	245	1000	800	ESZ8 GVP 200/50 P4	ESZ8 GVP 200/50 P4 BR	ESZ8 GVP 200/50 P4 DD	ESZ8 GVP 200/50 P4 FA
250	50		175 x 140	140 x 105	15	70	305	1200	960	ESZ8 GVP 250/50 P4	ESZ8 GVP 250/50 P4 BR	ESZ8 GVP 250/50 P4 DD	ESZ8 GVP 250/50 P4 FA
200	80		175 x 140	140 x 105	15	66	255	1400	1120	ESZ8 GVP 200/80 P4	ESZ8 GVP 200/80 P4 BR	ESZ8 GVP 200/80 P4 DD	ESZ8 GVP 200/80 P4 FA
250	80		175 x 140	140 x 105	15	70	305	1800	1440	ESZ8 GVP 250/80 P4	ESZ8 GVP 250/80 P4 BR	ESZ8 GVP 250/80 P4 DD	ESZ8 GVP 250/80 P4 FA
300	80		175 x 140	140 x 105	15	70	355	2000	1600	ESZ8 GVP 300/80 P4	ESZ8 GVP 300/80 P4 BR	ESZ8 GVP 300/80 P4 DD	ESZ8 GVP 300/80 P4 FA
200	80		200 x 160	160 x 120	15	66	255	1400	1120	ESZ8 GVP 200/80 P5	ESZ8 GVP 200/80 P5 BR	ESZ8 GVP 200/80 P5 DD	ESZ8 GVP 200/80 P5 FA
250	80		200 x 160	160 x 120	15	70	305	1800	1440	ESZ8 GVP 250/80 P5	ESZ8 GVP 250/80 P5 BR	ESZ8 GVP 250/80 P5 DD	ESZ8 GVP 250/80 P5 FA
300	80		200 x 160	160 x 120	15	70	355	2000	1600	ESZ8 GVP 300/80 P5	ESZ8 GVP 300/80 P5 BR	ESZ8 GVP 300/80 P5 DD	ESZ8 GVP 300/80 P5 FA

AVP

125	50		135 x 110	105 x 80/75	11	47	170	500	400	ESZ8 AVP 125/50 P3	ESZ8 AVP 125/50 P3 BR	ESZ8 AVP 125/50 P3 DD	ESZ8 AVP 125/50 P3 FA
160	50		135 x 110	105 x 80/75	11	57	205	800	640	ESZ8 AVP 160/50 P3	ESZ8 AVP 160/50 P3 BR	ESZ8 AVP 160/50 P3 DD	ESZ8 AVP 160/50 P3 FA
200	50		135 x 110	105 x 80/75	11	66	245	800	640	ESZ8 AVP 200/50 P3	ESZ8 AVP 200/50 P3 BR	ESZ8 AVP 200/50 P3 DD	ESZ8 AVP 200/50 P3 FA
250	60		135 x 110	105 x 80/75	11	70	306	1000	800	ESZ8 AVP 250/60 P3	ESZ8 AVP 250/60 P3 BR	ESZ8 AVP 250/60 P3 DD	ESZ8 AVP 250/60 P3 FA

EN ISO DIN

Normative:
EN 12532 (4 km/h).
EN 12533 (6 km/h).

Standards:
EN 12532 (4 km/h).
EN 12533 (6 km/h).

Soluzioni speciali e personalizzate
Su richiesta, il nostro ufficio tecnico è disponibile a studiare con voi soluzioni speciali e personalizzate.

Special and customized solutions
Upon request, our technical department is available to study with you special and customized solutions.

Abbinamento dispositivi "BR" e "DD"
Su richiesta, le ruote possono essere fornite dispositivi "BR" e "DD" in abbinamento.

"BR" and "DD" devices combination
Upon request, the castors can be supplied with brake devices "DD" "BR".

Dispositivo di protezione per piede
Su richiesta, le ruote possono essere fornite con dispositivo di protezione per i piedi.

Foot protection device
Upon request, the castors can be supplied with foot protection device.

Ruote sciolte per uso industriale

Industrial wheels

MG

daN 80 ÷ 200

Fascia: gomma sintetica grigia antitraccia

Nucleo: polipropilene

Mozzo: MGO: foro passante
MGR: cuscinetto a rulli
MGP: cuscinetti a sfere di precisione

Durezza della fascia: 88 Shore A

Temperatura di lavoro: da -20 a +60°C

Tread: *non marking grey thermoplastic rubber*

Centre: *polypropylene*

Hub: *MGO: plain bearing*
MGR: roller bearing
MGP: precision ball bearings

Hardness of tread: *88 Shore A*

Temperature range: *from -20 to +60°C*

MGO

mm						
80	30	12	44	80	-	MGO 080/30 - 12x44
100	30	12	44	100	-	MGO 100/30 - 12x44
125	30	12	44	100	-	MGO 125/30 - 12x44
125	40	20	44	150	-	MGO 125/40 - 20x44
150	40	20	48	150	-	MGO 150/40 - 20x48
160	40	20	58	200	-	MGO 160/40 - 20x58
200	50	20	58	200	-	MGO 200/50 - 20x58

MGR

80	30	12	44	80	-	MGR 080/30 - 12x44
100	30	12	44	100	-	MGR 100/30 - 12x44
125	30	12	44	100	-	MGR 125/30 - 12x44
125	40	12	44	150	-	MGR 125/40 - 12x44
125	40	20	58	200	-	MGR 125/40 - 20x58
150	40	12	48	150	-	MGR 150/40 - 12x48
160	40	20	58	200	-	MGR 160/40 - 20x58
200	50	20	58	200	-	MGR 200/50 - 20x58

MGP

80	30	8	45	80	-	MGP 080/30 - 8x45
100	30	8	45	100	-	MGP 100/30 - 8x45
125	30	8	45	100	-	MGP 125/30 - 8x45
150	30	8	50	100	-	MGP 150/30 - 8x50

Acciaio INOX
Completamente lavabile,
con componenti metallici
realizzati interamente
in acciaio inossidabile.

Stainless steel
Totally washable,
with metal components integrally
made from stainless steel.

Normative:
EN 12532 (4 km/h).
EN 12533 (6 km/h).

Standards:
EN 12532 (4 km/h).
EN 12533 (6 km/h).

Soluzioni speciali e personalizzate
Su richiesta, il nostro ufficio
tecnico è disponibile a studiare
con voi soluzioni speciali
e personalizzate.

Special and customized solutions
Upon request, our technical
department is available to study
with you special and customized
solutions.

MG

daN 80 ÷ 200

Fascia: gomma sintetica grigia antitraccia

Nucleo: polipropilene

Mozzo: MGD: cuscinetto a rulli, INOX
MGC: cuscinetti a sfere di precisione, INOX

Durezza della fascia: 88 Shore A

Temperatura di lavoro: da -20 a +60°C

Tread: *non marking grey thermoplastic rubber*

Centre: *polypropylene*

Hub: *MGD: stainless steel roller bearing*
MGC: stainless steel precision ball bearings

Hardness of tread: *88 Shore A*

Temperature range: *from -20 to +60°C*

MGD

mm						
80	30	12	44	80	-	MGD 080/30 - 12x44
100	30	12	44	100	-	MGD 100/30 - 12x44
125	30	12	44	100	-	MGD 125/30 - 12x44
125	40	12	44	150	-	MGD 125/40 - 12x44
125	40	20	58	200	-	MGD 125/40 - 20x58
150	40	12	48	150	-	MGD 150/40 - 12x48
160	40	20	58	200	-	MGD 160/40 - 20x58
200	50	20	58	200	-	MGD 200/50 - 20x58

MGC

80	30	8	45	80	-	MGC 080/30 - 8x45
100	30	8	45	100	-	MGC 100/30 - 8x45
125	30	8	45	100	-	MGC 125/30 - 8x45
150	30	8	50	100	-	MGC 150/30 - 8x50

NE

daN 150 ÷ 400

Fascia: gomma elastica antitraccia

Nucleo: poliammide

Mozzo: NER: cuscinetto a rulli
NEP: cuscinetti a sfere di precisione

Durezza della fascia: 68 Shore A

Temperatura di lavoro: da -20 a +80°C

Tread: *non marking elastic rubber*

Centre: *polyamide*

Hub: *NER: roller bearing*
NEP: precision ball bearings

Hardness of tread: *68 Shore A*

Temperature range: *from -20 to +80°C*

NER

mm					daN 4 km/h	daN 6 km/h	
100	35	12	44	150	-		NER 100/35 - 12x44
125	40	12	44	250	-		NER 125/40 - 12x44
160	45	20	58	300	240		NER 160/45 - 20x58
160	45	25	58	300	240		NER 160/45 - 25x58
200	45	20	58	400	320		NER 200/45 - 20x58
200	45	25	58	400	320		NER 200/45 - 25x58

NEP

125	40	8	45	250	-		NEP 125/40 - 8x45
125	40	12	60	250	-		NEP 125/40 - 12x60
160	45	12	60	300	240		NEP 160/45 - 12x60
200	45	12	60	400	320		NEP 200/45 - 12x60

Acciaio INOX
Completamente lavabile,
con componenti metallici
realizzati interamente
in acciaio inossidabile.

Stainless steel
Totally washable,
with metal components integrally
made from stainless steel.

Normative:
EN 12532 (4 km/h).
EN 12533 (6 km/h).

Standards:
EN 12532 (4 km/h).
EN 12533 (6 km/h).

Soluzioni speciali e personalizzate
Su richiesta, il nostro ufficio
tecnico è disponibile a studiare
con voi soluzioni speciali
e personalizzate.

Special and customized solutions
Upon request, our technical
department is available to study
with you special and customized
solutions.

NE

daN 150 ÷ 400

Fascia: gomma elastica antitraccia

Nucleo: poliammide

Mozzo: NED: cuscinetto a rulli, INOX
NEC: cuscinetti a sfere di precisione, INOX
NEX: cuscinetti a sfere di precisione protetti

Durezza della fascia: 68 Shore A

Temperatura di lavoro: da -20 a +80°C

Tread: *non marking elastic rubber*

Centre: *polyamide*

Hub: *NED: stainless steel roller bearing*
NEC: stainless steel precision ball bearings
NEX: protected precision ball bearings

Hardness of tread: *68 Shore A*

Temperature range: *from -20 to +80°C*

NED

mm					daN 4 km/h	daN 6 km/h	
100	35	12	44	150	-		NED 100/35 - 12x44
125	40	12	44	250	-		NED 125/40 - 12x44
160	45	20	58	300	240		NED 160/45 - 20x58
160	45	25	58	300	240		NED 160/45 - 25x58
200	45	20	58	400	320		NED 200/45 - 20x58
200	45	25	58	400	320		NED 200/45 - 25x58

NEC

125	40	8	45	250	-		NEC 125/40 - 8x45
125	40	12	60	250	-		NEC 125/40 - 12x60
160	45	12	60	300	240		NEC 160/45 - 12x60
200	45	12	60	400	320		NEC 200/45 - 12x60

NEX

125	40	8	45	250	-		NEX 125/40 - 8x45
125	40	12	60	250	-		NEX 125/40 - 12x60
160	45	12	60	300	240		NEX 160/45 - 12x60
200	45	12	60	400	320		NEX 200/45 - 12x60

AN

daN 300 ÷ 500

Fascia: ANP: gomma elastica nera

Nucleo: alluminio

Mozzo: cuscinetti a sfere di precisione

Durezza della fascia: 68 Shore A

Temperatura di lavoro: da -20 a +85°**C**

Tread: *ANP: black elastic rubber*

Centre: *aluminium*

Hub: *precision ball bearings*

Hardness of tread: *68 Shore A*

Temperature range: *from -20 to +85°C*

ANP

mm						
125	50	20	60	300	240	ANP 125/50 - 20x60
160	50	20	60	350	280	ANP 160/50 - 20x60
200	50	20	60	400	320	ANP 200/50 - 20x60
250	50	20	60	500	400	ANP 250/50 - 20x60

Normative:
EN 12532 (4 km/h).
EN 12533 (6 km/h).

Standards:
EN 12532 (4 km/h).
EN 12533 (6 km/h).

Soluzioni speciali e personalizzate
Su richiesta, il nostro ufficio tecnico è disponibile a studiare con voi soluzioni speciali e personalizzate.

Special and customized solutions
Upon request, our technical department is available to study with you special and customized solutions.

NS

daN 100 ÷ 1.500

Fascia e nucleo: poliammide

Mozzo: foro passante

Durezza della fascia: 75 Shore D

Temperatura di lavoro: da -40 a +80°C

Tread e Centre: *polyamide*

Hub: *plain bearing*

Hardness of tread: *75 Shore D*

Temperature range: *from -40 to +80°C*

NSO

mm						
80	30	12	44	100	-	NSO 080/30 - 12x44
80	30	12	44	250	200	NSO 081/30 - 12x44
100	35	12	44	150	-	NSO 100/35 - 12x44
100	35	12	44	300	240	NSO 101/35 - 12x44
125	40	12	44	200	-	NSO 125/40 - 12x44
125	40	12	44	300	240	NSO 126/40 - 12x44
125	40	20	58	700	560	NSO 125/40 - 20x58
150	50	20	58	1000	800	NSO 150/50 - 20x58
160	40	20	58	700	560	NSO 160/40 - 20x58
200	50	20	58	800	640	NSO 200/50 - 20x58
200	50	20	58	1200	960	NSO 201/50 - 20x58
250	50	20	58	1000	800	NSO 250/50 - 20x58
250	50	25	58	1500	1200	NSO 250/50 - 25x58

NS

daN 100 ÷ 1.500

Fascia e nucleo: poliammide

Mozzo: NSR: cuscinetto a rulli
NSP: cuscinetti a sfere di precisione

Durezza della fascia: 75 Shore D

Temperatura di lavoro: da -40 a +80°C

Tread e Centre: *polyamide*

Hub: *NSR: roller bearing*
NSP: precision ball bearings

Hardness of tread: *75 Shore D*

Temperature range: *from -40 to +80°C*

NSR

mm						
80	30	12	44	100	-	NSR 080/30 - 12x44
100	35	12	44	150	-	NSR 100/35 - 12x44
125	40	12	44	200	-	NSR 125/40 - 12x44
160	40	20	58	400	-	NSR 160/40 - 20x58
160	40	25	58	400	-	NSR 160/40 - 25x58
200	50	20	58	500	-	NSR 200/50 - 20x58
200	50	25	58	500	-	NSR 200/50 - 25x58

NSP

100	35	15	40	300	240	NSP 100/35 - 15x40
125	40	20	60	700	560	NSP 125/40 - 20x60
150	50	20	60	1000	800	NSP 150/50 - 20x60
150	50	25	60	1000	800	NSP 150/50 - 25x60
160	40	20	60	700	560	NSP 160/40 - 20x60
160	40	25	60	700	560	NSP 160/40 - 25x60
200	50	20	60	800	640	NSP 200/50 - 20x60
200	50	20	60	1200	960	NSP 201/50 - 20x60
200	50	25	60	800	640	NSP 200/50 - 25x60
200	50	25	60	1200	960	NSP 201/50 - 25x60
250	50	20	60	1000	800	NSP 250/50 - 20x60
250	50	25	60	1000	800	NSP 250/50 - 25x60
250	50	30	60	1500	1200	NSP 250/50 - 30x60

Acciaio INOX
Completamente lavabile,
con componenti metallici
realizzati interamente
in acciaio inossidabile.

Stainless steel
Totally washable,
with metal components integrally
made from stainless steel.

Normative:
EN 12532 (4 km/h).
EN 12533 (6 km/h).

Standards:
EN 12532 (4 km/h).
EN 12533 (6 km/h).

Soluzioni speciali e personalizzate
Su richiesta, il nostro ufficio
tecnico è disponibile a studiare
con voi soluzioni speciali
e personalizzate.

Special and customized solutions
Upon request, our technical
department is available to study
with you special and customized
solutions.

NS

daN 100 ÷ 800

Fascia e nucleo: poliammide

Mozzo: NSD: cuscinetto a rulli, INOX
NSC: cuscinetti a sfere di precisione, INOX

Durezza della fascia: 75 Shore D

Temperatura di lavoro: da -40 a +80°C

Tread e Centre: *polyamide*

Hub: *NSD: stainless steel roller bearing*
NSC: stainless steel precision ball bearings

Hardness of tread: *75 Shore D*

Temperature range: *from -40 to +80°C*

NSD

mm						
80	30	12	44	100	-	NSD 080/30 - 12x44
100	35	12	44	150	-	NSD 100/35 - 12x44
125	40	12	44	200	-	NSD 125/40 - 12x44
160	40	20	58	400	-	NSD 160/40 - 20x58
160	40	25	58	400	-	NSD 160/40 - 25x58
200	50	20	58	500	-	NSD 200/50 - 20x58
200	50	25	58	500	-	NSD 200/50 - 25x58

NSC

125	40	12	60	700	560	NSC 125/40 - 12x60
125	40	25	54	700	560	NSC 125/40 - 25x54
160	40	12	60	700	560	NSC 160/40 - 12x60
160	40	25	54	700	560	NSC 160/40 - 25x54
200	50	12	60	800	640	NSC 200/50 - 12x60
200	50	25	54	800	640	NSC 200/50 - 25x54

SS

daN 160 ÷ 200

Fascia: poliammide

Intercapedine: gomma elastica

Nucleo: poliammide

Mozzo: cuscinetto a rulli

Durezza della fascia: 75 Shore D

Temperatura di lavoro: da -20 a +80°C

Tread: *polyamide*

Space: *elastic rubber*

Centre: *polyamide*

Hub: *roller bearing*

Hardness of tread: *75 Shore D*

Temperature range: *from -20 to +80°C*

SSR

mm							
100	35	12	44	160	-		SSR 100/35 - 12x44
125	35	12	44	200	-		SSR 125/35 - 12x44

NP

daN 100 ÷ 500

Fascia: poliuretano termoplastico

Nucleo: poliammide

Mozzo: foro passante

Durezza della fascia: 95 Shore A

Temperatura di lavoro: da -40 a +80°C

Tread: *injected PUR*

Centre: *polyamide*

Hub: *plain bearing*

Hardness of tread: *95 Shore A*

Temperature range: *from -40 to +80°C*

NPO

mm							
80	30	12	44	100	-		NPO 080/30 - 12x44
100	30	12	44	150	-		NPO 100/30 - 12x44
125	30	12	44	200	-		NPO 125/30 - 12x44
125	40	20	44	300	-		NPO 125/40 - 20x44
125	40	20	58	350	280		NPO 125/40 - 20x58
150	40	20	48	300	-		NPO 150/40 - 20x48
160	40	20	58	400	320		NPO 160/40 - 20x58
200	50	20	58	500	400		NPO 200/50 - 20x58

Normative:
EN 12532 (4 km/h).
EN 12533 (6 km/h).

Standards:
EN 12532 (4 km/h).
EN 12533 (6 km/h).

Soluzioni speciali e personalizzate
Su richiesta, il nostro ufficio tecnico è disponibile a studiare con voi soluzioni speciali e personalizzate.

Special and customized solutions
Upon request, our technical department is available to study with you special and customized solutions.

NP

daN 100 ÷ 900

Fascia: poliuretano termoplastico

Nucleo: poliammide

Mozzo: NPR: cuscinetto a rulli
NPP: cuscinetti a sfere di precisione

Durezza della fascia: 95 Shore A

Temperatura di lavoro: da -40 a +80°C

Tread: *injected PUR*

Centre: *polyamide*

Hub: *NPR: roller bearing*
NPP: precision ball bearings

Hardness of tread: *95 Shore A*

Temperature range: *from -40 to +80°C*

NPR

mm					daN 4 km/h	daN 6 km/h	
80	30	12	44	100	-		NPR 080/30 - 12x44
100	30	12	44	150	-		NPR 100/30 - 12x44
125	30	12	44	200	-		NPR 125/30 - 12x44
125	40	12	44	250	-		NPR 125/40 - 12x44
125	40	20	58	350	280		NPR 125/40 - 20x58
150	40	12	48	300	-		NPR 150/40 - 12x48
160	40	20	58	400	320		NPR 160/40 - 20x58
200	50	20	58	500	400		NPR 200/50 - 20x58

NPP

80	30	8	45	100	-		NPP 080/30 - 8x45
100	30	8	45	150	-		NPP 100/30 - 8x45
125	30	8	45	200	-		NPP 125/30 - 8x45
125	40	12	60	350	280		NPP 125/40 - 12x60
125	40	25	54	350	280		NPP 125/40 - 25x54
150	30	8	50	200	-		NPP 150/30 - 8x50
160	40	12	60	400	320		NPP 160/40 - 12x60
160	40	25	54	400	320		NPP 160/40 - 25x54
160	50	12	60	600	480		NPP 160/50 - 12x60
160	50	25	54	600	480		NPP 160/50 - 25x54
200	50	12	60	500	400		NPP 200/50 - 12x60
200	50	12	60	700	560		NPP 201/50 - 12x60
200	50	25	54	500	400		NPP 200/50 - 25x54
200	50	25	54	700	560		NPP 201/50 - 25x54
250	50	20	60	900	720		NPP 250/50 - 20x60
250	50	25	60	900	720		NPP 250/50 - 25x60

Acciaio INOX
Completamente lavabile,
con componenti metallici
realizzati interamente
in acciaio inossidabile.

Stainless steel
Totally washable,
with metal components integrally
made from stainless steel.

Normative:
EN 12532 (4 km/h).
EN 12533 (6 km/h).

Standards:
EN 12532 (4 km/h).
EN 12533 (6 km/h).

Soluzioni speciali e personalizzate
Su richiesta, il nostro ufficio
tecnico è disponibile a studiare
con voi soluzioni speciali
e personalizzate.

Special and customized solutions
Upon request, our technical
department is available to study
with you special and customized
solutions.

NP

daN 100 ÷ 700

Fascia: poliuretano termoplastico

Nucleo: poliammide

Nucleo: NPD: cuscinetto a rulli, INOX
NPC: cuscinetti a sfere di precisione, INOX

Durezza della fascia: 95 Shore A

Temperatura di lavoro: da -40 a +80°C

Tread: *injected PUR*

Centre: *polyamide*

Hub: *NPD: stainless steel roller bearing*
NPC: stainless steel precision ball bearings

Hardness of tread: *95 Shore A*

Temperature range: *from -40 to +80°C*

NPD

mm					daN 4 km/h	daN 6 km/h	
80	30	12	44	100	-		NPD 080/30 - 12x44
100	30	12	44	150	-		NPD 100/30 - 12x44
125	30	12	44	200	-		NPD 125/30 - 12x44
125	40	12	44	250	-		NPD 125/40 - 12x44
125	40	20	58	350	280		NPD 125/40 - 20x58
150	40	12	48	300	-		NPD 150/40 - 12x48
160	40	20	58	400	320		NPD 160/40 - 20x58
200	50	20	58	500	400		NPD 200/50 - 20x58

NPC

80	30	8	45	100	-		NPC 080/30 - 8x45
100	30	8	45	150	-		NPC 100/30 - 8x45
125	30	8	45	200	-		NPC 125/30 - 8x45
125	40	12	60	350	280		NPC 125/40 - 12x60
125	40	25	54	350	280		NPC 125/40 - 25x54
150	30	8	50	200	-		NPC 150/30 - 8x50
160	40	12	60	400	320		NPC 160/40 - 12x60
160	40	25	54	400	320		NPC 160/40 - 25x54
160	50	12	60	600	480		NPC 160/50 - 12x60
160	50	25	54	600	480		NPC 160/50 - 25x54
200	50	12	60	500	400		NPC 200/50 - 12x60
200	50	12	60	700	560		NPC 201/50 - 12x60
200	50	25	54	500	400		NPC 200/50 - 25x54
200	50	25	54	700	560		NPC 201/50 - 25x54

NP

daN 100 ÷ 500

Fascia: poliuretano termoplastico

Nucleo: poliammide

Mozzo: NPP 7012: cuscinetti a sfere di precisione
NPC 7012: cuscinetti a sfere di precisione, INOX

Durezza della fascia: 95 Shore A

Temperatura di lavoro: da -40 a +80°C

Tread: *injected PUR*

Centre: *polyamide*

Hub: *NPP 7012: precision ball bearings*
NPC 7012: stainless steel precision ball bearings

Hardness of tread: *95 Shore A*

Temperature range: *from -40 to +80°C*

NPP 7012

mm						
80	30	8	45	100	-	NPP 080/30 - 8x45 7012
100	30	8	45	150	-	NPP 100/30 - 8x45 7012
125	30	8	45	200	-	NPP 125/30 - 8x45 7012
125	40	12	60	350	280	NPP 125/40 - 12x60 7012
125	40	25	54	350	280	NPP 125/40 - 25x54 7012
150	30	8	50	200	-	NPP 150/30 - 8x50 7012
160	40	12	60	400	320	NPP 160/40 - 12x60 7012
160	40	25	54	400	320	NPP 160/40 - 25x54 7012
200	50	12	60	500	400	NPP 200/50 - 12x60 7012
200	50	25	54	500	400	NPP 200/50 - 25x54 7012

NPC 7012

80	30	8	45	100	-	NPC 080/30 - 8x45 7012
100	30	8	45	150	-	NPC 100/30 - 8x45 7012
125	30	8	45	200	-	NPC 125/30 - 8x45 7012
125	40	12	60	350	280	NPC 125/40 - 12x60 7012
125	40	25	54	350	280	NPC 125/40 - 25x54 7012
150	30	8	50	200	-	NPC 150/30 - 8x50 7012
160	40	12	60	400	320	NPC 160/40 - 12x60 7012
160	40	25	54	400	320	NPC 160/40 - 25x54 7012
200	50	12	60	500	400	NPC 200/50 - 12x60 7012
200	50	25	54	500	400	NPC 200/50 - 25x54 7012

Acciaio INOX
Completamente lavabile, con componenti metallici realizzati interamente in acciaio inossidabile.

Stainless steel
Totally washable, with metal components integrally made from stainless steel.

Elettroconduttivo
Le ruote sono realizzate con materiali elettroconduttivi e presentano una resistività elettrica < 100.000 Ohm.

Electric conductive
The castors are made from electro conductive materials and they have an electric resistivity < 100.000 Ohm.

Normative:
EN 12532 (4 km/h).
EN 12533 (6 km/h).

Standards:
EN 12532 (4 km/h).
EN 12533 (6 km/h).

HP

daN 100 ÷ 500

Fascia: poliuretano termoplastico elettroconduttivo

Nucleo: poliammide elettroconduttivo

Nucleo: HPP: cuscinetti a sfere di precisione
HPC: cuscinetti a sfere di precisione, INOX

Durezza della fascia: 95 Shore A

Temperatura di lavoro: da -40 a +80°C

Tread: *electric conductive injected PUR*

Centre: *electric conductive polyamide*

Hub: *HPP: precision ball bearings*
HPC: stainless steel precision ball bearings

Hardness of tread: *95 Shore A*

Temperature range: *from -40 to +80°C*

HPP 7012

mm						
80	30	8	45	100	-	HPP 080/30 - 8x45 7012
100	30	8	45	150	-	HPP 100/30 - 8x45 7012
125	30	8	45	200	-	HPP 125/30 - 8x45 7012
125	40	12	60	350	280	HPP 125/40 - 12x60 7012
125	40	25	54	350	280	HPP 125/40 - 25x54 7012
150	30	8	50	200	-	HPP 150/30 - 8x50 7012
160	40	12	60	400	320	HPP 160/40 - 12x60 7012
160	40	25	54	400	320	HPP 160/40 - 25x54 7012
200	50	12	60	500	400	HPP 200/50 - 12x60 7012
200	50	25	54	500	400	HPP 200/50 - 25x54 7012

HPC 7012

80	30	8	45	100	-	HPC 080/30 - 8x45 7012
100	30	8	45	150	-	HPC 100/30 - 8x45 7012
125	30	8	45	200	-	HPC 125/30 - 8x45 7012
125	40	12	60	350	280	HPC 125/40 - 12x60 7012
125	40	25	54	350	280	HPC 125/40 - 25x54 7012
150	30	8	50	200	-	HPC 150/30 - 8x50 7012
160	40	12	60	400	320	HPC 160/40 - 12x60 7012
160	40	25	54	400	320	HPC 160/40 - 25x54 7012
200	50	12	60	500	400	HPC 200/50 - 12x60 7012
200	50	25	54	500	400	HPC 200/50 - 25x54 7012

Soluzioni speciali e personalizzate
Su richiesta, il nostro ufficio tecnico è disponibile a studiare con voi soluzioni speciali e personalizzate.

Special and customized solutions
Upon request, our technical department is available to study with you special and customized solutions.

NP

daN 200 ÷ 250

Fascia: poliuretano termoplastico

Nucleo: poliammide

Mozzo: NPX: cuscinetti a sfere di precisione protetti
NPC: cuscinetti a sfere di precisione, INOX

Durezza della fascia: 80 Shore A

Temperatura di lavoro: da -40 a +80°C

Tread: *injected PUR*

Centre: *polyamide*

Hub: *NPX: protected precision ball bearings*
NPC: stainless steel precision ball bearings

Hardness of tread: *80 Shore A*

Temperature range: *from -40 to +80°C*

	mm				daN 4 km/h	daN 6 km/h		
NPX 80ShA	200	40	12	60	250	-		NPX 200/40 - 12x60 80ShA
NPC 80ShA	200	40	12	60	250	-		NPC 200/40 - 12x60 80ShA
NPC 80ShA	160	40	12	60	200	-		NPC 160/40 - 12x60 80ShA
	160	40	25	54	200	-		NPC 160/40 - 25x54 80ShA

Acciaio INOX
Completamente lavabile, con componenti metallici realizzati interamente in acciaio inossidabile.

Stainless steel
Totally washable, with metal components integrally made from stainless steel.

Elettroconduttivo
Le ruote sono realizzate con materiali elettroconduttivi e presentano una resistività elettrica < 100.000 Ohm.

Electric conductive
The castors are made from electro conductive materials and they have an electric resistivity < 100.000 Ohm.

Normative:
EN 12532 (4 km/h).
EN 12533 (6 km/h).

Standards:
EN 12532 (4 km/h).
EN 12533 (6 km/h).

HP

daN 200 ÷ 250

Fascia: poliuretano termoplastico elettroconduttivo

Nucleo: poliammide elettroconduttivo

Nucleo: HPX: cuscinetti a sfere di precisione protetti
HPC: cuscinetti a sfere di precisione, INOX

Durezza della fascia: 80 Shore A

Temperatura di lavoro: da -40 a +80°C

Tread: *electric conductive injected PUR*

Centre: *electric conductive polyamide*

Hub: *HPX: protected precision ball bearings*
HPC: stainless steel precision ball bearings

Hardness of tread: *80 Shore A*

Temperature range: *from -40 to +80°C*

	mm				daN 4 km/h	daN 6 km/h		
HPX 80ShA	200	40	12	60	250	-		HPX 200/40 - 12x60 80ShA
HPC 80ShA	200	40	12	60	250	-		HPC 200/40 - 12x60 80ShA
HPC 80ShA	160	40	12	60	200	-		HPC 160/40 - 12x60 80ShA
	160	40	25	54	200	-		HPC 160/40 - 25x54 80ShA

Soluzioni speciali e personalizzate
Su richiesta, il nostro ufficio tecnico è disponibile a studiare con voi soluzioni speciali e personalizzate.

Special and customized solutions
Upon request, our technical department is available to study with you special and customized solutions.

NP

daN 100 ÷ 250

Fascia: poliuretano termoplastico

Nucleo: poliammide

Mozzo: NPR 80ShA: cuscinetto a rulli
NPD 80ShA: cuscinetto a rulli, INOX

Durezza della fascia: 80 Shore A

Temperatura di lavoro: da -40 a +60°C

Tread: *injected PUR*

Centre: *polyamide*

Hub: *NPR 80ShA: roller bearing*
NPD 80ShA: stainless steel roller bearing

Hardness of tread: *80 Shore A*

Temperature range: *from -40 to +60°C*

NPR 80ShA

mm						
100	30	12	44	100	-	NPR 100/30 - 12x44 80ShA
125	30	12	44	125	-	NPR 125/30 - 12x44 80ShA
125	40	12	44	150	-	NPR 125/40 - 12x44 80ShA
125	40	20	58	180	-	NPR 125/40 - 20x58 80ShA
160	40	20	58	200	-	NPR 160/40 - 20x58 80ShA
200	50	20	58	250	-	NPR 200/50 - 20x58 80ShA

NPD 80ShA

100	30	12	44	100	-	NPD 100/30 - 12x44 80ShA
125	30	12	44	125	-	NPD 125/30 - 12x44 80ShA
125	40	12	44	150	-	NPD 125/40 - 12x44 80ShA
125	40	20	58	180	-	NPD 125/40 - 20x58 80ShA
160	40	20	58	200	-	NPD 160/40 - 20x58 80ShA
200	50	20	58	250	-	NPD 200/50 - 20x58 80ShA

Acciaio INOX
Completamente lavabile, con componenti metallici realizzati interamente in acciaio inossidabile.

Stainless steel
Totally washable, with metal components integrally made from stainless steel.

Alta temperatura
Ruote utilizzabili in ambienti ad alta temperatura.

High temperature
Castors can be used in high temperature areas.

Normative:
EN 12532 (4 km/h).
EN 12533 (6 km/h).

Standards:
EN 12532 (4 km/h).
EN 12533 (6 km/h).

VS

daN 150 ÷ 500

Fascia e nucleo: termoplastico

Mozzo: foro passante

Durezza della fascia:75 Shore D

Temperatura di lavoro:
da -40 a +180°C - per brevi periodi +200°C

Utilizzabile: ambienti sia secchi che umidi

Tread e Centre: *heat resistant technopolymer*

Hub: *plain bearing*

Hardness of tread: *75 Shore D*

Temperature range:
from -40 to +180°C - for a short time +200°C

Use: *either dry or wet environments*

VSO

+180°C

-40°C

mm						
80	30	12	44	150	-	VSO 080/30 - 12x44
100	35	12	44	200	-	VSO 100/35 - 12x44
125	40	12	44	200	-	VSO 125/40 - 12x44
125	40	20	58	300	-	VSO 125/40 - 20x58
160	40	20	58	400	-	VSO 160/40 - 20x58
200	50	20	58	500	-	VSO 200/50 - 20x58

Soluzioni speciali e personalizzate
Su richiesta, il nostro ufficio tecnico è disponibile a studiare con voi soluzioni speciali e personalizzate.

Special and customized solutions
Upon request, our technical department is available to study with you special and customized solutions.

TS

daN 100 ÷ 125

Fascia e nucleo: resina speciale termoresistente

Mozzo: TSO: foro passante
TSG: foro passante con bussole autolubrificanti in PTFE

Durezza della fascia: 85 Shore D

Temperatura di lavoro: da -40 a +280°C

Utilizzabile: ambienti privi di umidità

Tread e Centre: *special heat resistant resin*

Hub: *TSO: plain bearing*
TSG: plain bearing with self-lubricating bushing in PTFE

Hardness of tread: *85 Shore D*

Temperature range: *from -40 to +280°C*

Use: *dry environments only*

TSO

+280°C

-40°C

mm						
80	35	12	40	100	-	TSO 080/35 - 12x40
100	35	12	40	125	-	TSO 100/35 - 12x40

TSG

+280°C

-40°C

80	35	10	44	100	-	TSG 080/35 - 10x44
100	35	10	44	125	-	TSG 100/35 - 10x44

Alta temperatura
Ruote utilizzabili in ambienti ad alta temperatura.

High temperature
Castors can be used in high temperature areas.

Normative:
EN 12532 (4 km/h).
EN 12533 (6 km/h).

Standards:
EN 12532 (4 km/h).
EN 12533 (6 km/h).

Soluzioni speciali e personalizzate
Su richiesta, il nostro ufficio tecnico è disponibile a studiare con voi soluzioni speciali e personalizzate.

Special and customized solutions
Upon request, our technical department is available to study with you special and customized solutions.

AV

daN 150 ÷ 1.000

Fascia: poliuretano colato

Nucleo: alluminio

Mozzo: cuscinetti a sfere di precisione

Durezza della fascia: 92 Shore A

Temperatura di lavoro: da -40 a +60°C

Tread: *cast PUR*

Centre: *aluminium*

Hub: *precision ball bearings*

Hardness of tread: *92 Shore A*

Temperature range: *from -40 to +60°C*

AVP

mm						
100	30	15	40	150	-	AVP 100/30 - 15x40
100	40	20	40	250	200	AVP 100/40 - 20x40
125	30	15	40	200	-	AVP 125/30 - 15x40
125	50	20	60	500	400	AVP 125/50 - 20x60
160	50	20	60	800	640	AVP 160/50 - 20x60
200	50	20	60	800	640	AVP 200/50 - 20x60
250	50	30	60	800	640	AVP 250/50 - 30x60
250	60	30	60	1000	800	AVP 250/60 - 30x60

GV

daN 220 ÷ 2.200

Fascia: poliuretano colato

Nucleo: fusione di ghisa

Mozzo: cuscinetti a sfere di precisione

Durezza della fascia: 92 Shore A

Temperatura di lavoro: da -40 a +60°C

Tread: *cast PUR*

Centre: *cast iron*

Hub: *precision ball bearings*

Hardness of tread: *92 Shore A*

Temperature range: *from -40 to +60°C*

GVP

mm					daN 4 km/h	daN 6 km/h		
80	30	15	40	220	175		GVP 080/30 - 15x40
100	30	15	36	250	200		GVP 100/30 - 15x36
125	30	15	40	300	240		GVP 125/30 - 15x40
125	50	20	60	550	440		GVP 125/50 - 20x60
150	50	20	60	700	560		GVP 150/50 - 20x60
160	50	20	60	750	600		GVP 160/50 - 20x60
200	50	20	60	1000	800		GVP 200/50 - 20x60
200	50	25	60	1000	800		GVP 200/50 - 25x60
200	80	30	80	1400	1120		GVP 200/80 - 30x80
250	50	25	60	1200	960		GVP 250/50 - 25x60
250	80	30	80	1800	1440		GVP 250/80 - 30x80
300	80	30	80	2200	1760		GVP 300/80 - 30x80

Normative:
EN 12532 (4 km/h).
EN 12533 (6 km/h).

Standards:
EN 12532 (4 km/h).
EN 12533 (6 km/h).

Soluzioni speciali e personalizzate
Su richiesta, il nostro ufficio tecnico è disponibile a studiare con voi soluzioni speciali e personalizzate.

Special and customized solutions
Upon request, our technical department is available to study with you special and customized solutions.

GV

daN 220 ÷ 2.200

Fascia: poliuretano colato

Nucleo: fusione di ghisa

Mozzo: sedi per cuscinetti a sfere

Durezza della fascia: 92 Shore A

Temperatura di lavoro: da -40 a +60°C

Tread: *cast PUR*

Centre: *cast iron*

Hub: *ball bearings seats*

Hardness of tread: *92 Shore A*

Temperature range: *from -40 to +60°C*

GVS

mm					daN 4 km/h	daN 6 km/h		
80	30	35x11	40	220	175	-	GVP 080/30 - 35x11x40
100	30	35x11	36	250	200	-	GVP 100/30 - 35x11x36
125	30	35x11	40	300	240	-	GVP 125/30 - 35x11x40
125	50	47x14	60	550	440	-	GVS 125/50 - 47x14x60
150	50	47x14	60	700	560	-	GVS 150/50 - 47x14x60
160	50	47x14	60	750	600	-	GVS 160/50 - 47x14x60
200	50	52x15	60	1000	800	-	GVS 200/50 - 52x15x60
200	80	62x16	80	1400	1120	-	GVS 200/80 - 62x16x80
250	50	52x15	60	1200	960	-	GVS 250/50 - 52x15x60
250	80	62x16	80	1800	1440	-	GVS 250/80 - 62x16x80
300	80	62x16	80	2200	1760	-	GVS 300/80 - 62x16x80

Appunti - *Notes*

Informazioni sulla responsabilità di prodotto

Questa informativa sulla responsabilità del produttore per i suoi prodotti, fa riferimento alla "Legge sulla Responsabilità del Prodotto" e tutti i suoi punti devono essere scrupolosamente rispettati.
La mancata osservanza delle informazioni qui sotto riportate sollevano il produttore dalle sue responsabilità.

1.0 - Informativa e impiego del prodotto
Le ruote e i relativi supporti sono parti di costruzione meccanica che sono generalmente intercambiabili. Sono fissati alla struttura di una apparecchiatura, di un mobile, di un sistema di trasporto o di un altro prodotto similare per renderlo mobile.
Questa Informativa di prodotto si riferisce alle ruote e ai supporti utilizzate su un sistema di trasporto non motorizzato, ad una velocità non superiore ai 4 km/h e non per un utilizzo continuo.
Le ruote, secondo questa informativa possono essere divise nelle seguenti categorie di applicazione:

- Utilizzo domestico (esempio: sedie o mobili)
- Utilizzo generale (esempio: carrelli per supermercato e apparecchiature d'ufficio)
- Servizio sanitario (esempio: letti d'ospedale, carrelli di corsia)
- Utilizzo industriale (esempio: apparecchiature di trasporto aventi medie e elevate capacità di carico)

Le ruote avranno una maggior durata e un migliore funzionamento se verranno rispettati i seguenti punti:

a) Fissaggio corretto e nella giusta posizione sul sistema di trasporto.
b) Il punto di fissaggio deve garantire una adeguata robustezza.
c) La funzionalità delle ruote non deve essere modificata o alterata per effetto del fissaggio.
d) Per le ruote con supporto girevole, deve essere garantita l'ortogonalità dell'asse di piroettamento del supporto rispetto al pavimento.
e) Per le ruote con supporto fisso, deve essere garantita l'ortogonalità dell'asse della ruota rispetto alla direzione di marcia.
f) Se sono utilizzate solo ruote con supporto girevole, queste devono essere tutte del medesimo tipo.
g) Se sono utilizzate delle ruote con supporto fisso in concomitanza a quelle con supporto girevole, tutte le ruote devono essere compatibili così come raccomandato dal costruttore.

L'utilizzo delle ruote in particolari condizioni quali:

- aree esterne
- zone costiere
- aree con agenti aggressivi e corrosivi

richiede l'impiego di prodotti speciali.

La temperatura normale di utilizzo è considerata da -5°C a +40°C, al di fuori di questo intervallo l'efficienza della ruota può essere intaccata, in particolare la normale capacità di carico pubblicata in catalogo, può essere ridotta.
Per utilizzi non a temperature normali è richiesto l'impiego di prodotti speciali.
La ruota e il relativo supporto sono composti dall'assemblaggio di vari componenti, Il produttore è responsabile solo delle parti originali facenti parte della ruota completa.
Quando si seleziona una ruota tutti gli aspetti devono essere considerati.
Un aiuto ai vari aspetti da considerare può essere dato dai simboli qui di fianco riportati.

2.0 - Uso improprio
E' considerato "uso improprio" della ruota il verificarsi di una o più delle seguenti condizioni:

2.1 Sovraccarico
2.2 Urti eccessivi
2.3 Pavimentazione inadeguata
2.4 Omissione di sganciamento del freno
2.5 Esposizione a sostanze chimicamente aggressive
2.6 Temperature al di fuori da quelle consentite
2.7 Eccessiva velocità
2.8 Sforzi laterali esercitati su ruote fisse
2.9 Penetrazione di corpi estranei nel battistrada della ruota
2.10 Modifiche eseguite su componenti e su ruote assemblate, senza la preventiva autorizzazione del produttore

3.0 - Idoneità del prodotto
Se l'utilizzatore non trova un prodotto espressamente consigliato nel catalogo o altra documentazione, ogni ruota può essere impiegata per un particolare utilizzo solo con il pieno assenso del produttore.

4.0 - Manutenzione
La abituale manutenzione della ruota è la seguente:
Ingrassaggio dell'asse della ruota.
Ingrassaggio del giro sfere del supporto.
Verifica del serraggio dell'asse della ruota.
Verifica del serraggio del perno filettato centrale del supporto, ove presente.
Detergenti per la normale pulizia possono essere utilizzati, accertandosi però che non contengono agenti corrosivi o abrasivi.

5.0 - Informativa del prodotto e manuale d'uso.
È necessario assicurarsi che l'informativa del prodotto ed il manuale d'uso siano resi disponibili quando richiesti e che i rivenditori si assicurino che i loro clienti siano forniti del catalogo.
Gli OEM (Original Equipment Manufac-tures) sulle cui apparecchiature il prodotto è fissato, devono assicurarsi che l'utente finale sia in possesso del manuale d'uso.
Per assicurare il corretto funzionamento della ruote e dei supporti, il rivenditore e il produttore delle apparecchiature (OEM) devono tenere in considerazione la presente informativa di prodotto (dal punto 1.0 al 5.0).
Questa informativa di prodotto può essere fornita per la pubblicazione all'OEM, che dovrà ordinarla al produttore.

Qualsiasi disegno, foto, dato tecnico o altra informazione riportati in questo catalogo non costituiscono vincolo contrattuale e potranno essere oggetto di variazioni senza preavviso.

About the product responsibility

This report about the responsibility of the producer for its products refers to the "Law of the Product's Responsibility" and all its paragraphs must be scrupulously respected. The non observation of the here below listed information will exempt the producer from its responsibilities.

1.0 Report and use of the product:
wheels and housings are parts of a mechanical manufacture being generally interchangeable. They are fitted to the structure of an apparatus / furniture / handling vehicle or similar means in order to make it mobile. This product information refers to the wheels and relevant housings used under a non motorized vehicle at a speed lower than 4 km/h and not in a continuous way. Castors, according to this product information, can be listed in the following application categories:

- *Home use (chairs or furniture, e.g.);*
- *General use (supermarket use or office apparatus, e.g.);*
- *Medical use (hospital beds or ward trolleys, e.g.)*
- *Industrial use (handling means with medium or high load capacities, e.g.).*

Castors will last for more and have a better working operativeness if such points will be observed:

a) Correct fitting system and in the correct position to the mean of transport;
b) The fitting point must grant an adequate robustness;
c) Castors' functionality must not be modified because of the fitting;
d) As to the swivel castors, the orthogonality of the housing's swivel axe towards the floor must be granted.
e) As to the fixed castors, the orthogonality of the wheel's axe towards the rolling direction must be granted.
f) If only swivel castors are used, such castors must all be the same type.
g) If swivel castors and fixed are used together, all castors must be compatible, as recommended by the producer.

Special products are required if castors are used in such circumstances:

- *Outdoor;*
- *Coast areas;*
- *Environments with particular aggressive and/or corrosive agents.*

Standard temperature use is considered between -5° and +40° C; if the working temperature is not included in the above mentioned range, the castor's efficiency could be encroached (first of all the load capacity indicated in this catalogue could be reduced). For uses not in standard temperature conditions, particular products are required.
Wheel and its housing are composed by the assembly of different components; the producer is responsible for the original parts being part of the complete castor only. When a castor is chosen, all above aspects must be taken into consideration. The following markings could help and guide you to the right choice.

2.0 Misuse:
one of the following circumstances is considered as an improper use:

2.1 Overload
2.2 Extremely high shocks
2.3 Inadequate floor
2.4 Brake unlock
2.5 Exposure to extreme aggressive chemical agents
2.6 Inadequate temperature exposure
2.7 Excessive speed
2.8 Side stress (applied to fixed castors)
2.9 Penetration in the tread of extraneous bodies
2.10 Modification of any castor's component without permission of the producer.

3.0 Product suitability:
if the user does not find a product expressly advised by the producer in the catalogue or in any other documentation, castors must be used for a particular use by permission of the producer only.

4.0 Product maintenance:
the usual maintenance of a castor is:
Wheel's axle greasing;
Housing's balls race greasing;
Wheel's axle tightening control;
Housing's central threaded stem's tightening control (if any);
Detergents for standard use can be used, upon control about the non presence of abrasive and corrosive agents.

5.0 Product information and user's manual:
it is compulsory that the product information and the user's manual are available upon request and that the resellers might be sure that their clients have been supplied with the catalogue. OEM (original Equipment Manufacturers) on whose products our castors are fitted must be sure that the final user must be supplied with their user's manual. In order to assure the proper work of the castors the reseller or the producer of the OEM apparatus must take into consideration the present product information (from item 1.0 to 5.0). Such product information could be supplied to the OEM for publication, prior order.

All drawings, pictures, technical data, and any other information present in this catalogue are not binding and they could be changed without any advise.

Tabella combinazione supporto/ruota

Housing/wheel combination table

			daN	
ASX8	HPC	160 ÷ 200	200 ÷ 250	166
ASX8	HPX	200	250	166
ASX8	NEC	160 ÷ 200	200 ÷ 250	166
ASX8	NEX	160 ÷ 200	200 ÷ 250	166
ASX8	NPC	160 ÷ 200	200 ÷ 250	166
ASX8	NPX	200	250	166
ESZ8	ANP	125 ÷ 250	300 ÷ 500	176
ESZ8	NSP	125 ÷ 250	700 ÷ 1200	178
ESZ8	AVP	125 ÷ 250	500 ÷ 1000	180
ESZ8	GVP	125 ÷ 300	550 ÷ 2000	180
F2Z7	MGO	50 ÷ 75	60 ÷ 100	44
F2Z7	NSO	50	60	44
FSC7	HPO	60 ÷ 100	40 ÷ 60	22-24
FSC7	HPP	100 ÷ 150	80 ÷ 100	22-24-26
FSC7	MGO	60 ÷ 150	40 ÷ 100	22-24-26-28
FSC7	MGP	60 ÷ 150	40 ÷ 100	22-24-26-28
FSC7	NSO	60 ÷ 125	60 ÷ 100	22-24
FSX7	HPC	100 ÷ 150	80 ÷ 100	30-32-34
FSX7	HPO	60 ÷ 100	40 ÷ 60	30-32
FSX7	MGC	60 ÷ 150	40 ÷ 100	30-32-34-36
FSX7	MGO	60 ÷ 150	40 ÷ 100	30-32-34-36
FSZ7	MGO	50 ÷ 125	30 ÷ 100	38-40-42
FSZ7	NSO	50 ÷ 125	30 ÷ 100	38-40
H1L4	HPP	125 ÷ 200	150	84-86
H1T4	NPP	125 ÷ 200	150	84-86

			daN	
H2L4	HPP	125 ÷ 150	150	80-82
H2T4	NPP	125 ÷ 150	150	80-82
HCZ7	HPP	125 ÷ 150	100	88-90
HCZ7	MGP	125 ÷ 150	100	88-90
HSZ7	HPP	100 ÷ 150	80 ÷ 100	92-94-96-98
HSZ7	MGP	100 ÷ 150	80 ÷ 100	92-94-96-98
HSZ7	MGO	100 ÷ 150	80 ÷ 100	94-98
LSZ7	MGP	100 ÷ 125	80 ÷ 100	74
LSZ7	NTP	125	40 ÷ 80	76
MSC4	MGP	200	100	100
PSA0	HPO	50 ÷ 100	40 ÷ 100	48
PSA0	HSO	50 ÷ 65	40 ÷ 50	52
PSA4	HPP	125	100	48
PSP0	NPO	50 ÷ 100	40 ÷ 100	48-50
PSP0	NSO	30 ÷ 65	40 ÷ 50	52
PSP4	NPP	125	100	48-50
S2A0	HPO	80	50	54
S2A7	HPP	100 ÷ 150	80 ÷ 100	56-58-60
S2L7	HPC	100 ÷ 150	80 ÷ 100	64-66-68
S2X7	MGC	100 ÷ 150	80 ÷ 100	64-66-68-70
S2X7	MGO	100 ÷ 150	80 ÷ 100	64-66-68-70
S2Z0	MGO	80	50	54
S2Z7	MGO	100 ÷ 150	80 ÷ 100	56-58-60-62
S2Z7	MGP	100 ÷ 150	80 ÷ 100	56-58-60-62
TPX7	NEC	160 ÷ 200	300 ÷ 400	160

			daN	
TPX7	NED	160 ÷ 200	300 ÷ 400	160
TPX7	NEX	160 ÷ 200	300 ÷ 400	160
TPX7	NSC	125 ÷ 200	700 ÷ 800	162
TPX7	NSD	160 ÷ 200	400 ÷ 500	162
TPX7	NSO	125 ÷ 200	700 ÷ 800	162
TPX7	NPC	125 ÷ 200	350 ÷ 700	164
TPX7	NPD	125 ÷ 200	350 ÷ 500	164
TPX7	NPO	125 ÷ 200	350 ÷ 500	164
TPZ8	ANP	125 ÷ 250	300 ÷ 500	170
TPZ8	NSO	80 ÷ 250	250 ÷ 800	172
TPZ8	NSP	100 ÷ 250	300 ÷ 800	172
TPZ8	AVP	100 ÷ 250	250 ÷ 800	174
TPZ8	GVP	80 ÷ 250	220 ÷ 800	174
TPZ8	NPP	125 ÷ 250	350 ÷ 800	174
TSX7	VSO	80 ÷ 200	100 ÷ 300	142
TSX7	TSG	80 ÷ 100	100 ÷ 125	144
TSX7	MGC	80 ÷ 150	80 ÷ 100	146-148
TSX7	MGD	80 ÷ 200	80 ÷ 200	146-148
TSX7	MGO	80 ÷ 200	80 ÷ 200	146-148
TSX7	NEC	125 ÷ 200	250 ÷ 400	150-152
TSX7	NED	100 ÷ 200	150 ÷ 400	150-152
TSX7	NEX	125 ÷ 200	250 ÷ 400	150-152
TSX7	NSC	125 ÷ 200	300 ÷ 400	154
TSX7	NSD	80 ÷ 200	100 ÷ 400	154
TSX7	NSO	80 ÷ 200	100 ÷ 400	154

			daN	
TSX7	NPC	80 ÷ 200	100 ÷ 400	156-158
TSX7	NPD	80 ÷ 200	100 ÷ 400	156-158
TSX7	NPO	80 ÷ 200	100 ÷ 400	156
TSX7	HPC	80 ÷ 200	100 ÷ 400	158
TSZ7	MGO	80 ÷ 200	80 ÷ 200	114-116
TSZ7	MGP	80 ÷ 150	80 ÷ 100	114-116
TSZ7	MGR	80 ÷ 200	80 ÷ 200	114-116
TSZ7	NEP	125 ÷ 200	250 ÷ 400	118-120
TSZ7	NER	100 ÷ 200	150 ÷ 400	118-120
TSZ7	ANP	125 ÷ 250	300 ÷ 400	122
TSZ7	NSO	80 ÷ 200	100 ÷ 400	124
TSZ7	NSP	125 ÷ 200	300 ÷ 400	124
TSZ7	NSR	80 ÷ 200	100 ÷ 400	124
TSZ7	SSR	100 ÷ 125	160 ÷ 200	126
TSZ7	NPO	80 ÷ 200	100 ÷ 400	128
TSZ7	NPP	80 ÷ 200	100 ÷ 400	128-130
TSZ7	NPR	80 ÷ 200	100 ÷ 400	128-130
TSZ7	HPP	80 ÷ 200	100 ÷ 400	130
TSZ7	AVP	100 ÷ 250	150 ÷ 400	132
TSZ7	GVP	80 ÷ 250	150 ÷ 400	132
TSZ7	VSO	80 ÷ 200	100 ÷ 300	136
TSZ7	TSG	80 ÷ 100	100 ÷ 125	138

Tabella combinazione ruota/supporto

Wheel/housing combination table

			daN	
ANP	-	125 ÷ 300	300 ÷ 600	188
ANP	ESZ8	125 ÷ 250	300 ÷ 500	176
ANP	TPZ8	125 ÷ 250	300 ÷ 500	170
ANP	TSZ7	125 ÷ 250	300 ÷ 400	122
AVP	-	100 ÷ 250	150 ÷ 1000	203
AVP	ESZ8	125 ÷ 250	500 ÷ 1000	180
AVP	TPZ8	100 ÷ 250	250 ÷ 800	174
AVP	TSZ7	100 ÷ 250	150 ÷ 400	132
BSO	-	95	-	110
GVP	-	80 ÷ 300	220 ÷ 2200	204
GVP	ESZ8	125 ÷ 300	550 ÷ 2000	180
GVP	TPZ8	80 ÷ 250	220 ÷ 800	174
GVP	TSZ7	80 ÷ 250	150 ÷ 400	132
GVS	-	80 ÷ 300	220 ÷ 2200	205
HPC	-	100 ÷ 150	80 ÷ 100	106
HPC	-	80 ÷ 200	100 ÷ 500	197-199
HPC	ASX8	160 ÷ 200	200 ÷ 250	166
HPC	FSX7	100 ÷ 150	80 ÷ 100	30-32-34
HPC	S2L7	100 ÷ 150	80 ÷ 100	64-66-68
HPC	TSX7	80 ÷ 200	100 ÷ 400	158
HPO	-	50 ÷ 100	30 ÷ 60	106
HPO	FSC7	60 ÷ 100	40 ÷ 60	22-24
HPO	FSX7	60 ÷ 100	40 ÷ 60	30-32
HPO	PSA0	50 ÷ 100	40 ÷ 100	48
HPO	S2A0	80	50	54
HPP	-	100 ÷ 150	80 ÷ 100	107
HPP	-	80 ÷ 200	100 ÷ 500	197
HPP	FSC7	100 ÷ 150	80 ÷ 100	22-24-26
HPP	H1L4	125 ÷ 200	150	84-86
HPP	H2L4	125 ÷ 150	150	80-82
HPP	HCZ7	125 ÷ 150	100	88-90
HPP	HSZ7	100 ÷ 150	80 ÷ 100	92-94-96-98
HPP	PSA4	125	100	48
HPP	S2A7	100 ÷ 150	80 ÷ 100	56-58-60
HPP	TSZ7	80 ÷ 200	100 ÷ 400	130

			daN	
HPX	-	200	250	199
HPX	ASX8	200	250	166
HSO	PSA0	50 ÷ 65	40 ÷ 50	52
MGC	-	60 ÷ 150	40 ÷ 100	104
MGC	-	80 ÷ 150	80 ÷ 100	185
MGC	FSX7	60 ÷ 150	40 ÷ 100	30-32-34-36
MGC	S2X7	100 ÷ 150	80 ÷ 100	64-66-68-70
MGC	TSX7	80 ÷ 150	80 ÷ 100	146-148
MGD	-	80 ÷ 200	80 ÷ 200	185
MGD	TSX7	80 ÷ 200	80 ÷ 200	146-148
MGO	-	40 ÷ 150	20 ÷ 100	104
MGO	-	80 ÷ 200	80 ÷ 200	184
MGO	F2Z7	50 ÷ 75	60 ÷ 100	44
MGO	FSC7	60 ÷ 150	40 ÷ 100	22-24-26-28
MGO	FSX7	60 ÷ 150	40 ÷ 100	30-32-34-36
MGO	FSZ7	50 ÷ 125	30 ÷ 100	38-40-42
MGO	HSZ7	100 ÷ 150	80 ÷ 100	94-98
MGO	S2X7	100 ÷ 150	80 ÷ 100	64-66-68-70
MGO	S2Z0	80	50	54
MGO	S2Z7	100 ÷ 150	80 ÷ 100	56-58-60-62
MGO	TSX7	80 ÷ 200	80 ÷ 200	146-148
MGO	TSZ7	80 ÷ 200	80 ÷ 200	114-116
MGP	-	60 ÷ 200	40 ÷ 100	105-109
MGP	-	80 ÷ 150	80 ÷ 100	184
MGP	FSC7	60 ÷ 150	40 ÷ 100	22-24-26-28
MGP	HCZ7	125 ÷ 150	100	88-90
MGP	HSZ7	100 ÷ 150	80 ÷ 100	92-94-96-98
MGP	LSZ7	100 ÷ 125	80 ÷ 100	74
MGP	MSC4	200	100	100
MGP	S2Z7	100 ÷ 150	80 ÷ 100	56-58-60-62
MGP	TSZ7	80 ÷ 150	80 ÷ 100	114-116
MGR	-	80 ÷ 200	80 ÷ 200	184
MGR	TSZ7	80 ÷ 200	80 ÷ 200	114-116
NEC	-	125 ÷ 200	250 ÷ 400	187
NEC	ASX8	160 ÷ 200	200 ÷ 250	166

			daN	
NEC	TPX7	160 ÷ 200	300 ÷ 400	160
NEC	TSX7	125 ÷ 200	250 ÷ 400	150-152
NED	-	100 ÷ 200	150 ÷ 400	187
NED	TPX7	160 ÷ 200	300 ÷ 400	160
NED	TSX7	100 ÷ 200	150 ÷ 400	150-152
NEP	-	125 ÷ 200	250 ÷ 400	186
NEP	TSZ7	125 ÷ 200	250 ÷ 400	118-120
NER	-	100 ÷ 200	150 ÷ 400	186
NER	TSZ7	100 ÷ 200	150 ÷ 400	118-120
NEX	-	125 ÷ 200	250 ÷ 400	187
NEX	ASX8	160 ÷ 200	200 ÷ 250	166
NEX	TPX7	160 ÷ 200	300 ÷ 400	160
NEX	TSX7	125 ÷ 200	250 ÷ 400	150-152
NPC	-	80 ÷ 200	100 ÷ 700	195-196-198
NPC	ASX8	160 ÷ 200	200 ÷ 250	166
NPC	TPX7	125 ÷ 200	350 ÷ 700	164
NPC	TSX7	80 ÷ 200	100 ÷ 400	156-158
NPD	-	80 ÷ 200	100 ÷ 500	195-200
NPD	TPX7	125 ÷ 200	350 ÷ 500	164
NPD	TSX7	80 ÷ 200	100 ÷ 400	156-158
NPO	-	80 ÷ 200	100 ÷ 500	193
NPO	PSP0	50 ÷ 100	40 ÷ 100	48-50
NPO	TPX7	125 ÷ 200	350 ÷ 500	164
NPO	TSX7	80 ÷ 200	100 ÷ 400	156
NPO	TSZ7	80 ÷ 200	100 ÷ 400	128
NPP	-	80 ÷ 250	100 ÷ 900	194-196
NPP	H1T4	125 ÷ 200	150	84-86
NPP	H2T4	125 ÷ 150	150	80-82
NPP	PSP4	125	100	48-50
NPP	TPZ8	125 ÷ 250	350 ÷ 800	174
NPP	TSZ7	80 ÷ 200	100 ÷ 400	128-130
NPR	-	80 ÷ 200	100 ÷ 500	194-200
NPR	TSZ7	80 ÷ 200	100 ÷ 400	128-130
NPX	-	200	250	198
NPX	ASX8	200	250	166

			daN	
NSC	-	125 ÷ 200	700 ÷ 800	191
NSC	TPX7	125 ÷ 200	700 ÷ 800	162
NSC	TSX7	125 ÷ 200	300 ÷ 400	154
NSD	-	80 ÷ 200	100 ÷ 500	191
NSD	TPX7	160 ÷ 200	400 ÷ 500	162
NSD	TSX7	80 ÷ 200	100 ÷ 400	154
NSO	-	40 ÷ 125	30 ÷ 100	108
NSO	-	80 ÷ 250	100 ÷ 1500	189
NSO	F2Z7	50	60	44
NSO	FSC7	60 ÷ 125	60 ÷ 100	22-24
NSO	FSZ7	50 ÷ 125	30 ÷ 100	38-40
NSO	PSP0	30 ÷ 65	40 ÷ 50	52
NSO	TPX7	125 ÷ 200	700 ÷ 800	162
NSO	TPZ8	80 ÷ 250	250 ÷ 800	172
NSO	TSX7	80 ÷ 200	100 ÷ 400	154
NSO	TSZ7	80 ÷ 200	100 ÷ 400	124
NSP	-	100 ÷ 250	300 ÷ 1500	190
NSP	ESZ8	125 ÷ 250	700 ÷ 1200	178
NSP	TPZ8	100 ÷ 250	300 ÷ 800	172
NSP	TSZ7	125 ÷ 200	300 ÷ 400	124
NSR	-	80 ÷ 200	100 ÷ 500	190
NSR	TSZ7	80 ÷ 200	100 ÷ 400	124
NTP	LSZ7	125	40 ÷ 80	76
RGP	-	150 ÷ 200	60 ÷ 70	109
SSR	-	100 ÷ 125	160 ÷ 200	192
SSR	TSZ7	100 ÷ 125	160 ÷ 200	126
TSG	-	80 ÷ 100	100 ÷ 125	202
TSG	TSX7	80 ÷ 100	100 ÷ 125	144
TSG	TSZ7	80 ÷ 100	100 ÷ 125	138
TSO	-	80 ÷ 100	100 ÷ 125	202
VSO	-	80 ÷ 200	150 ÷ 500	201
VSO	TSX7	80 ÷ 200	100 ÷ 300	142
VSO	TSZ7	80 ÷ 200	100 ÷ 300	136

Legenda simboli

Simbolo *Symbol*	Descrizione *Description*
	Diametro ruota *Wheel diameter*
	Larghezza fascia *Tread width*
	Diametro foro ruota *Bore diameter*
	Lunghezza mozzo *Hub length*
	Dimensioni sede cuscinetto *Ball bearing seat*

	Larghezza fascia *Tread width*
	Diametro foro *Central hole diameter*
	Larghezza ruota *Castor width*
	Diametro DOM *Dome diameter*
	Disassamento *Offset*
	Altezza totale *Overall height*
	Altezza fissaggio *Height of fitting*

Simbolo *Symbol*	Descrizione *Description*
	Dimensioni piastra *Top plate size*
	Interasse fori piastra *Plate hole spacing*
	Diametro fori piastra *Plate holes diameter*
	Diametro foro *Bolt hole diameter*
	Dimensioni perno filettato *Threaded stem size*
	Dimensioni perno *Stem size*
	Foro attacco e altezza *Hole fitting and spacing*
	Disassamento *Offset*
	Altezza totale *Overall height*

daN	Portata dinamica *Load capacity*
daN 4 km/h	Portata dinamica a 4 km/h *Load capacity at 4 km/h*
daN 6 km/h	Portata dinamica a 6 km/h *Load capacity at 6 km/h*

Key to symbols

Simbolo *Symbol*	Descrizione *Description*
	Tipo di mozzo *Kind of hub*
	Foro passante *Plain bearing*
	Foro passante con Inox *Plain bearing with stainless steel*
	Cuscinetto a rulli *Roller bearing*
	Cuscinetto a rulli Inox *Stainless steel roller bearing*
	Cuscinetto a sfere *Ball bearing*
	Cuscinetto a sfere Inox *Stainless steel ball bearing*
	Foro passante con bussole autolubrificanti *Plain bearing with self-lubricating bushing*
	Foro passante - bussole autolubrificanti con Inox *Plain bearing with self-lubricating bushing with stainless steel*
	Cuscinetto a sfere protetto *Protected ball bearing*

Simbolo *Symbol*	Descrizione *Description*
	Ruota piroettante *Swivel castor*
	Ruota piroettante con freno a doppia azione *Swivel castor with total lock*
	Ruota piroettante con freno a doppia azione *Swivel castor with total lock*
	Ruota piroettante con bloccaggio direzionale *Swivel castor with directional lock*
	Ruota piroettante con freno sulla ruota *Swivel castor with wheel brake*
	Ruota fissa *Fixed castor*
	Ruota con freno centrale totale *Swivel castor with central total lock*
+	Ruota con freno centrale, totale o direzionale *Swivel castor with central, total or directional lock*
	Ruota con freno centrale totale integrato nella piastra *Swivel castor with central total lock integrated into the plate*
	Ruota con freno centrale totale *Swivel castor with central total lock*
	Ruota fissa con freno centrale totale *Fixed castor with central total lock*